

**Pirelli Dutch Round, 17-19 April 2026**  
**Results Race 2**

Laps 13 = 59,046 Km - Time of Race 23'32.862 - Avg. 150,450 km/h

**1 / 2**

Pos	Grid	No. Rider	Nat	Team	Bike	LL	Gap	Rel.	Fastest Lap	Speed	Qualifying	Speed
1	1	<b>21 A. URLASS</b>	GER	MASS SPORTS Racing by JRP Motosport	Honda NSF 250R	13			1'47.406	203,0		201,9
2	2	<b>17 T. WENZEL</b>	GER	Team NSA	Honda NSF 250R	13	<b>0.788</b>	0.788	1'47.442	204,2		197,1
3	5	<b>95 J. KORPORAAL</b>	NED	Jaylen Korporaal Racing	Honda NSF 250R	13	<b>1.166</b>	0.378	1'47.308	210,1		203,8
4	4	<b>11 R. SIEGERT</b>	GER	Kiefer Racing	Honda NSF 250R	13	<b>1.249</b>	0.083	1'47.492	206,5		204,5
5	3	<b>88 R. NIJLAND</b>	NED	RN LF Racing Team	Honda NSF 250R	13	<b>1.496</b>	0.247	1'47.337	204,5		201,5
6	22	<b>46 D. PEKKANEN</b>	FIN	DPR Team	Honda NSF 250R	13	<b>13.265</b>	11.769	1'48.313	203,8		198,9
7	8	<b>96 S. EMPRIN</b>	FRA	SWAN96	Honda NSF 250R	13	<b>15.069</b>	1.804	1'48.307	206,1		201,5
8	13	<b>78 T. DEDEA</b>	GER	Tudor Racing	Honda NSF 250R	12	<b>1 Lap</b>	1 Lap	1'48.887	201,9		197,4
9	11	<b>14 D. HINKELMANN</b>	GER	Hinkelmann DH 14 Racing	Honda NSF 250R	12	<b>1 Lap</b>	0.062	1'49.295	203,8		201,1
10	16	<b>58 Z. BULTÉ</b>	BEL	Zenno58	Honda NSF 250R	12	<b>1 Lap</b>	0.140	1'49.242	203,0		200,0
11	14	<b>33 L. FLIER</b>	NED	RN LF Racing Team	Honda NSF 250R	12	<b>1 Lap</b>	0.008	1'49.218	206,9		200,7
12	20	<b>2 V. CECH</b>	CZE	ZC RACING s.r.o.	Honda NSF 250R	12	<b>1 Lap</b>	0.188	1'48.831	204,9		200,4
13	19	<b>72 J. DESCHOUWER</b>	BEL	Junior Black Knights	Honda NSF 250R	12	<b>1 Lap</b>	12.139	1'50.038	205,7		201,9
14	21	<b>41 D. DOUMA</b>	NED	Douma Racing	Honda NSF 250R	12	<b>1 Lap</b>	0.292	1'50.316	203,4		198,9
15	18	<b>10 L. WOLFF</b>	GER	Kiefer Racing	Honda NSF 250R	12	<b>1 Lap</b>	0.077	1'50.178	205,7		203,0
16	17	<b>6 A. EILERSEN</b>	DEN	ARE Racing	Honda NSF 250R	12	<b>1 Lap</b>	0.495	1'50.325	202,2		200,4
17	23	<b>12 W. RUBY</b>	DEN	TEAMWILLIAM	Honda NSF 250R	12	<b>1 Lap</b>	26.903	1'51.793	203,4		194,2
<b>-----Not Classified-----</b>												
NC	12	<b>79 A. VYSKOCIL</b>	CZE	AV79 racing team	Honda NSF 250R	12	<b>1 Lap</b>		1'48.306	204,5		200,0
NC	7	<b>24 S. GOTTLICH</b>	GER	Team Freudenberg-PALIGO Racing	Honda NSF 250R	12	<b>1 Lap</b>		1'48.701	202,6		201,1
NC	9	<b>93 J. RUDDOLPH</b>	GER	Racingteam Rudolph	Honda NSF 250R	12	<b>1 Lap</b>		1'48.404	208,1		201,1
NC	15	<b>54 M. MASSON</b>	BEL	Junior Black Knights	Honda NSF 250R	12	<b>1 Lap</b>		1'50.036	205,3		202,6
RET	6	<b>4 C. PENNINGNS</b>	NED	MASS SPORTS Racing by JRP Motosport	Honda NSF 250R	5	<b>8 Laps</b>		1'58.804	201,1		203,0
RET	10	<b>71 W. KRZELJ</b>	FRA	KRZ RACING TEAM	Honda NSF 250R	3	<b>10 Laps</b>		1'49.563	198,5		193,2

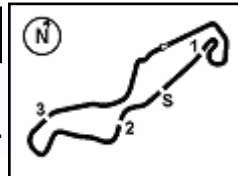
AIR	Humidity:	69%	Temp:	10°C
TRACK	Condition:	Dry	Temp:	15°C

Race Fastest Lap	[New Record]	Lap 13	J.Korporaal	1'47.308	152.376 Km/h
------------------	--------------	--------	-------------	----------	--------------

Start 19/04/2026 16:47 End 17:17 The results are provisional until the end of the time limit for protests and appeals and the completion of the technical checks.

Clerk Of The Course: **Roland Brontsema**  
Publication Time: **17:21**

These data/results cannot be reproduced, stored and/or transmitted in whole or in part by any manner of electronic, mechanical, photocopying, recording, broadcasting or otherwise now known or herein after developed without the previous express consent by the copyright owner, except for reproduction in daily press and regular printed publications on sale to the public within 60 days of the event related to those data/results and always provided that copyright symbol appears together as follows below.



**Pirelli Dutch Round, 17-19 April 2026**  
**Results Race 2**

**Race Highlights**

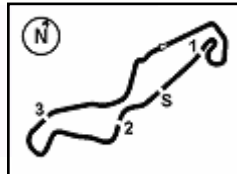
Time	No. Rider	Description
16.35.00		Sighting Lap Started
16.45.06		Warm Up Lap Started
16.47.49		Start of Session
16.48.12	<b>96 S. EMPRIN</b>	#96 Long Lap Penalty - Race 1
16.49.06		No Jump Starts
16.53.29	<b>4 C. PENNING</b>	#4 Entered Pit Lane
16.53.49	<b>96 S. EMPRIN</b>	#96 Long Lap Penalty Completed
16.54.02	<b>71 W. KRZELJ</b>	#71 Crashed - Turn 3
16.54.40	<b>71 W. KRZELJ</b>	#71 Not Actively Competing
16.55.40	<b>58 Z. BULTÉ</b>	#58 Course Cutting at Turn 17 Under Investigation
16.55.54	<b>4 C. PENNING</b>	#4 Exited Pit Lane
16.56.10	<b>71 W. KRZELJ</b>	#71 Medical Centre
16.56.49	<b>58 Z. BULTÉ</b>	#58 Course Cutting at Turn 17 - No Further Action
16.59.34	<b>4 C. PENNING</b>	#4 Entered Pit Lane
17.01.23	<b>58 Z. BULTÉ</b>	#58 Lap Cancelled [1'49.548] - Exceeded Track Limits - Turn 18
17.02.23	<b>4 C. PENNING</b>	#4 Retired
17.04.07		2/3 of Race Distance Completed
17.05.02	<b>17 T. WENZEL</b>	#17 Lap Cancelled [1'47.992] - Exceeded Track Limits - Turn 15
17.11.24	<b>93 J. RUDOLPH</b>	#93 Crashed - Turn 11
17.11.24	<b>24 S. GOTTLICH</b>	#24 Crashed - Turn 11
17.11.24	<b>79 A. VYSKOCIL</b>	#79 Crashed - Turn 11
17.11.31		RED FLAG
17.12.27		Podium Confirmed
17.14.41	<b>24 S. GOTTLICH</b>	#24 Medical Centre
17.17.00	<b>54 M. MASSON</b>	#54 Stopped with Technical Problem - Turn 2
17.17.46		End of Session

Start 16:47  
End 17:17

The results are provisional until the end of the time limit for protests and appeals and the completion of the technical checks.

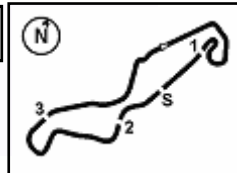
Clerk Of The Course: **Roland Brontsema**  
Publication Time: **17:21**

19/04/2026  
These data/results cannot be reproduced, stored and/or transmitted in whole or in part by any manner of electronic, mechanical, photocopying, recording, broadcasting or otherwise now known or herein after developed without the previous express consent by the copyright owner, except for reproduction in daily press and regular printed publications on sale to the public within 60 days of the event related to those data/results and always provided that copyright symbol appears together as follows below.



**Pirelli Dutch Round, 17–19 April 2026**  
**Riders Standings**

	Points	Points From First	Points From Previous	April 19 <b>ASSEN</b>	May 10 <b>SACHSENRING</b>	June 7 <b>BALATON</b>	June 21 <b>BRNO</b>	July 12 <b>SACHSENRING</b>	August 2 <b>OSCHERSLEBEN</b>	September 20 <b>ASSEN</b>									
1 <b>URLASS</b> Anina (GER)	45			20	25														
2 <b>WENZEL</b> Thias (GER)	45	0		25	20														
3 <b>SIEGERT</b> Robin (GER)	29	16	16	16	13														
4 <b>PEKKANEN</b> Domi (FIN)	23	22	6	13	10														
5 <b>NULAND</b> Ruben (NED)	22	23	1	11	11														
6 <b>KORPORAAL</b> Jaylen (NED)	16	29	6		16														
7 <b>BULTÉ</b> Zenno (BEL)	16	29	0	10	6														
8 <b>HINKELMANN</b> Danny (GER)	15	30	1	8	7														
9 <b>DEDEA</b> Tudor (GER)	13	32	2	5	8														
10 <b>EMPRIN</b> Swan (FRA)	9	36	4		9														
11 <b>VYSKOCIL</b> Adam (CZE)	9	36	0		9														
12 <b>FLIER</b> Levi (NED)	8	37	1	3	5														
13 <b>KRZELJ</b> William (FRA)	7	38	1		7														
14 <b>EILERSEN</b> Anton (DEN)	6	39	1		6														
15 <b>CECH</b> Viktor (CZE)	5	40	1	1	4														
16 <b>RUDDLPH</b> Jason (GER)	4	41	1		4														
17 <b>DESCHOUWER</b> Junior (BEL)	3	42	1		3														
18 <b>DOUMA</b> Douwe (NED)	2	43	1		2														
19 <b>PENNINGS</b> Casper (NED)	2	43	0		2														
20 <b>WOLFF</b> Louis (GER)	1	44	1		1														



**Pirelli Dutch Round, 17–19 April 2026**  
**Best Sectors & Speed Race 2**

**RESULTS**

			Laps
1	<b>21</b> A. URLASS	Honda NSF 250R	13
2	<b>17</b> T. WENZEL	Honda NSF 250R	0.788
3	<b>95</b> J. KORPORAAL	Honda NSF 250R	1.166
4	<b>11</b> R. SIEGERT	Honda NSF 250R	1.249
5	<b>88</b> R. NIJLAND	Honda NSF 250R	1.496
6	<b>46</b> D. PEKKANEN	Honda NSF 250R	13.265
7	<b>96</b> S. EMPRIN	Honda NSF 250R	15.069
8	<b>78</b> T. DEDEA	Honda NSF 250R	1 Lap
9	<b>14</b> D. HINKELMANN	Honda NSF 250R	1 Lap
10	<b>58</b> Z. BULTÉ	Honda NSF 250R	1 Lap
11	<b>33</b> L. FLIJER	Honda NSF 250R	1 Lap
12	<b>2</b> V. CECH	Honda NSF 250R	1 Lap
13	<b>72</b> J. DESCHOUWER	Honda NSF 250R	1 Lap
14	<b>41</b> D. DOUMA	Honda NSF 250R	1 Lap
15	<b>10</b> L. WOLFF	Honda NSF 250R	1 Lap
16	<b>6</b> A. EILERSEN	Honda NSF 250R	1 Lap
17	<b>12</b> W. RUBY	Honda NSF 250R	1 Lap
NC	<b>79</b> A. VYSKOCIL	Honda NSF 250R	1 Lap
NC	<b>24</b> S. GOTTLICH	Honda NSF 250R	1 Lap
NC	<b>93</b> J. RUDDOLPH	Honda NSF 250R	1 Lap
NC	<b>54</b> M. MASSON	Honda NSF 250R	1 Lap
RET	<b>4</b> C. PENNING	Honda NSF 250R	8 Laps
RET	<b>71</b> W. KRZELJ	Honda NSF 250R	10 Laps

**SPEED**

1	<b>95</b> J. KORPORAAL	Honda NSF 250R	210,1
2	<b>93</b> J. RUDDOLPH	Honda NSF 250R	208,1
3	<b>33</b> L. FLIJER	Honda NSF 250R	206,9
4	<b>11</b> R. SIEGERT	Honda NSF 250R	206,5
5	<b>96</b> S. EMPRIN	Honda NSF 250R	206,1
6	<b>10</b> L. WOLFF	Honda NSF 250R	205,7
7	<b>72</b> J. DESCHOUWER	Honda NSF 250R	205,7
8	<b>54</b> M. MASSON	Honda NSF 250R	205,3
9	<b>2</b> V. CECH	Honda NSF 250R	204,9
10	<b>79</b> A. VYSKOCIL	Honda NSF 250R	204,5
11	<b>88</b> R. NIJLAND	Honda NSF 250R	204,5
12	<b>17</b> T. WENZEL	Honda NSF 250R	204,2
13	<b>46</b> D. PEKKANEN	Honda NSF 250R	203,8
14	<b>14</b> D. HINKELMANN	Honda NSF 250R	203,8
15	<b>12</b> W. RUBY	Honda NSF 250R	203,4
16	<b>41</b> D. DOUMA	Honda NSF 250R	203,4
17	<b>21</b> A. URLASS	Honda NSF 250R	203,0
18	<b>58</b> Z. BULTÉ	Honda NSF 250R	203,0
19	<b>24</b> S. GOTTLICH	Honda NSF 250R	202,6
20	<b>6</b> A. EILERSEN	Honda NSF 250R	202,2
21	<b>78</b> T. DEDEA	Honda NSF 250R	201,9
22	<b>4</b> C. PENNING	Honda NSF 250R	201,1
23	<b>71</b> W. KRZELJ	Honda NSF 250R	198,5

**SEG. 1**

1	<b>21</b> A. URLASS	34.596
2	<b>88</b> R. NIJLAND	34.617
3	<b>17</b> T. WENZEL	34.640
4	<b>11</b> R. SIEGERT	34.650
5	<b>93</b> J. RUDDOLPH	34.708
6	<b>95</b> J. KORPORAAL	34.731
7	<b>46</b> D. PEKKANEN	34.753
8	<b>24</b> S. GOTTLICH	34.838
9	<b>96</b> S. EMPRIN	34.951
10	<b>79</b> A. VYSKOCIL	34.967
11	<b>78</b> T. DEDEA	34.995
12	<b>2</b> V. CECH	35.243
13	<b>58</b> Z. BULTÉ	35.249
14	<b>14</b> D. HINKELMANN	35.369
15	<b>33</b> L. FLIJER	35.423
16	<b>54</b> M. MASSON	35.457
17	<b>6</b> A. EILERSEN	35.476
18	<b>10</b> L. WOLFF	35.510
19	<b>71</b> W. KRZELJ	35.561
20	<b>72</b> J. DESCHOUWER	35.562
21	<b>41</b> D. DOUMA	35.593
22	<b>12</b> W. RUBY	36.038
23	<b>4</b> C. PENNING	36.748

**SEG. 2**

1	<b>95</b> J. KORPORAAL	17.887
2	<b>11</b> R. SIEGERT	17.915
3	<b>17</b> T. WENZEL	17.922
4	<b>93</b> J. RUDDOLPH	17.929
5	<b>79</b> A. VYSKOCIL	17.972
6	<b>88</b> R. NIJLAND	17.983
7	<b>96</b> S. EMPRIN	18.012
8	<b>24</b> S. GOTTLICH	18.064
9	<b>46</b> D. PEKKANEN	18.109
10	<b>58</b> Z. BULTÉ	18.124
11	<b>33</b> L. FLIJER	18.126
12	<b>78</b> T. DEDEA	18.130
13	<b>21</b> A. URLASS	18.148
14	<b>14</b> D. HINKELMANN	18.164
15	<b>2</b> V. CECH	18.227
16	<b>71</b> W. KRZELJ	18.248
17	<b>72</b> J. DESCHOUWER	18.372
18	<b>10</b> L. WOLFF	18.375
19	<b>4</b> C. PENNING	18.394
20	<b>41</b> D. DOUMA	18.446
21	<b>54</b> M. MASSON	18.455
22	<b>6</b> A. EILERSEN	18.473
23	<b>12</b> W. RUBY	18.542

**SEG. 3**

1	<b>88</b> R. NIJLAND	29.115
2	<b>17</b> T. WENZEL	29.163
3	<b>21</b> A. URLASS	29.186
4	<b>95</b> J. KORPORAAL	29.196
5	<b>46</b> D. PEKKANEN	29.296
6	<b>79</b> A. VYSKOCIL	29.353
7	<b>11</b> R. SIEGERT	29.372
8	<b>96</b> S. EMPRIN	29.372
9	<b>58</b> Z. BULTÉ	29.436
10	<b>2</b> V. CECH	29.547
11	<b>93</b> J. RUDDOLPH	29.558
12	<b>33</b> L. FLIJER	29.703
13	<b>71</b> W. KRZELJ	29.710
14	<b>72</b> J. DESCHOUWER	29.712
15	<b>14</b> D. HINKELMANN	29.722
16	<b>24</b> S. GOTTLICH	29.734
17	<b>78</b> T. DEDEA	29.791
18	<b>4</b> C. PENNING	29.872
19	<b>10</b> L. WOLFF	29.911
20	<b>41</b> D. DOUMA	29.915
21	<b>54</b> M. MASSON	29.931
22	<b>6</b> A. EILERSEN	30.005
23	<b>12</b> W. RUBY	30.382

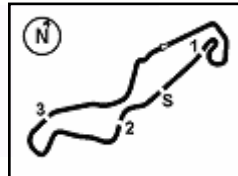
**SEG. 4**

1	<b>95</b> J. KORPORAAL	25.152
2	<b>11</b> R. SIEGERT	25.230
3	<b>88</b> R. NIJLAND	25.299
4	<b>14</b> D. HINKELMANN	25.300
5	<b>17</b> T. WENZEL	25.303
6	<b>21</b> A. URLASS	25.363
7	<b>93</b> J. RUDDOLPH	25.422
8	<b>96</b> S. EMPRIN	25.441
9	<b>33</b> L. FLIJER	25.471
10	<b>78</b> T. DEDEA	25.527
11	<b>24</b> S. GOTTLICH	25.537
12	<b>58</b> Z. BULTÉ	25.560
13	<b>2</b> V. CECH	25.564
14	<b>46</b> D. PEKKANEN	25.586
15	<b>79</b> A. VYSKOCIL	25.595
16	<b>54</b> M. MASSON	25.670
17	<b>4</b> C. PENNING	25.681
18	<b>72</b> J. DESCHOUWER	25.809
19	<b>6</b> A. EILERSEN	25.827
20	<b>71</b> W. KRZELJ	25.845
21	<b>41</b> D. DOUMA	25.847
22	<b>10</b> L. WOLFF	25.936
23	<b>12</b> W. RUBY	26.215

19/04/2026

These data/results cannot be reproduced, stored and/or transmitted in whole or in part by any manner of electronic, mechanical, photocopying, recording, broadcasting or otherwise now known or herein after developed without the previous express consent by the copyright owner, except for reproduction in daily press and regular printed publications on sale to the public within 60 days of the event related to those data/results and always provided that copyright symbol appears together as follows below.

© DORNA WSBK ORGANIZATION Srl 2026



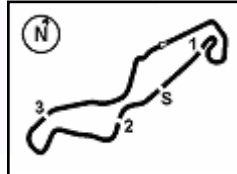
TT Circuit Assen 4.542 m

1 / 4

**Pirelli Dutch Round, 17-19 April 2026**  
**Lap Chart Race 2**

	Lap												
	1	2	3	4	5	6	7	8	9	10	11	12	13
1	88	88	21	21	21	21	21	21	21	21	21	21	21
2	11	21	88	11	11	17	17	17	11	11	11	17	17
3	17	11	11	17	17	11	11	95	17	17	17	11	95
4	96	17	17	88	88	88	95	11	95	95	95	95	11
5	21	24	95	95	95	95	88	88	88	88	88	88	88
6	4	95	96	24	24	24	24	24	24	24	46	46	46
7	95	58	24	93	93	58	93	46	46	46	24	79	96
8	58	96	14	58	58	78	46	93	79	79	79	24	
9	24	93	58	14	79	93	58	79	93	93	96	96	
10	71	71	93	79	14	79	79	96	96	96	93	93	
11	93	14	71	2	78	14	78	14	58	78	78	78	
12	14	79	33	78	2	46	96	58	14	14	58	14	
13	79	33	79	46	46	96	14	78	78	58	33	58	
14	33	2	2	33	96	33	33	33	33	2	14	33	
15	72	78	78	96	33	2	2	2	2	33	2	2	
16	10	6	46	10	6	54	54	10	10	10	10	72	
17	2	10	6	6	54	6	6	54	54	54	54	41	
18	6	72	10	54	10	10	10	54	6	72	72	10	
19	78	46	54	41	72	41	72	72	72	6	6	54	
20	46	54	72	72	41	72	41	41	41	41	41	6	
21	54	41	41	12	12	12	12	12	12	12	12	12	
22	41	12	12	4	4								
23	12	4	4										

Final Result		
1	<b>21</b> A. URLASS	Laps 13
2	<b>17</b> T. WENZEL	0.788
3	<b>95</b> J. KORPORAAL	1.166
4	<b>11</b> R. SIEGERT	1.249
5	<b>88</b> R. NULAND	1.496
6	<b>46</b> D. PEKKANEN	13.265
7	<b>96</b> S. EMPRIIN	15.069
8	<b>78</b> T. DEDEA	1 Lap
9	<b>14</b> D. HINKELMANN	1 Lap
10	<b>58</b> Z. BULTÉ	1 Lap
11	<b>33</b> L. FLIJER	1 Lap
12	<b>2</b> V. CECH	1 Lap
13	<b>72</b> J. DESCHOUWER	1 Lap
14	<b>41</b> D. DOUMA	1 Lap
15	<b>10</b> L. WOLFF	1 Lap
16	<b>6</b> A. EILERSEN	1 Lap
17	<b>12</b> W. RUBY	1 Lap
NC	<b>79</b> A. VYSKOCIL	1 Lap
NC	<b>24</b> S. GOTTLICH	1 Lap
NC	<b>93</b> J. RUDDOLPH	1 Lap
NC	<b>54</b> M. MASSON	1 Lap
RET	<b>4</b> C. PENNINGIS	8 Laps
RET	<b>71</b> W. KRZELJ	10 Laps



**Pirelli Dutch Round, 17-19 April 2026**  
**Lap Chart Race 2**

Lap 1		
1	<b>88</b> R.Nijland	1'54.993
2	<b>11</b> R.Siegert	0.083
3	<b>17</b> T.Wenzel	0.312
4	<b>96</b> S.Emprin	0.502
5	<b>21</b> A.Urlass	0.861
6	<b>4</b> C.Pennings	1.093
7	<b>95</b> J.Korporaal	1.413
8	<b>58</b> Z.Bulté	1.639
9	<b>24</b> S.Gottlich	1.715
10	<b>71</b> W.Krzelj	2.028
11	<b>93</b> J.Rudolph	2.062
12	<b>14</b> D.Hinkelmann	2.089
13	<b>79</b> A.Vyskocil	2.411
14	<b>33</b> L.Flier	2.555
15	<b>72</b> J.Deschouwer	2.759
16	<b>10</b> L.Wolff	3.048
17	<b>2</b> V.Cech	3.135
18	<b>6</b> A.Eilersen	3.510
19	<b>78</b> T.Dedea	3.562
20	<b>46</b> D.Pekkanen	3.590
21	<b>54</b> M.Masson	3.873
22	<b>41</b> D.Douma	4.396
23	<b>12</b> W.Ruby	5.023

Lap 2		
1	<b>88</b> R.Nijland	3'45.570
2	<b>21</b> A.Urlass	0.108
3	<b>11</b> R.Siegert	0.122
4	<b>17</b> T.Wenzel	0.246
5	<b>24</b> S.Gottlich	0.438
6	<b>95</b> J.Korporaal	0.525
7	<b>58</b> Z.Bulté	0.658
8	<b>96</b> S.Emprin	0.799
9	<b>93</b> J.Rudolph	0.819
10	<b>71</b> W.Krzelj	1.014
11	<b>14</b> D.Hinkelmann	1.055
12	<b>79</b> A.Vyskocil	1.154
13	<b>33</b> L.Flier	1.241
14	<b>2</b> V.Cech	1.389
15	<b>78</b> T.Dedea	2.880
16	<b>6</b> A.Eilersen	3.405
17	<b>10</b> L.Wolff	3.675
18	<b>72</b> J.Deschouwer	3.928
19	<b>46</b> D.Pekkanen	4.022
20	<b>54</b> M.Masson	4.039
21	<b>41</b> D.Douma	4.431
22	<b>12</b> W.Ruby	6.239
23	<b>4</b> C.Pennings	9.320

Lap 3		
1	<b>21</b> A.Urlass	5'34.612
2	<b>88</b> R.Nijland	0.244
3	<b>11</b> R.Siegert	0.351
4	<b>17</b> T.Wenzel	0.488
5	<b>95</b> J.Korporaal	0.783
6	<b>96</b> S.Emprin	1.117
7	<b>24</b> S.Gottlich	1.492
8	<b>14</b> D.Hinkelmann	1.776
9	<b>58</b> Z.Bulté	1.944
10	<b>93</b> J.Rudolph	2.032
11	<b>71</b> W.Krzelj	2.318
12	<b>33</b> L.Flier	2.332
13	<b>79</b> A.Vyskocil	2.505
14	<b>2</b> V.Cech	2.618
15	<b>78</b> T.Dedea	2.937
16	<b>46</b> D.Pekkanen	4.167
17	<b>6</b> A.Eilersen	4.750
18	<b>10</b> L.Wolff	4.827
19	<b>54</b> M.Masson	5.033
20	<b>72</b> J.Deschouwer	5.355
21	<b>41</b> D.Douma	5.768
22	<b>12</b> W.Ruby	9.083

23	<b>4</b> C.Pennings	29.631
----	---------------------	--------

Lap 4		
1	<b>21</b> A.Urlass	7'22.842
2	<b>11</b> R.Siegert	0.155
3	<b>17</b> T.Wenzel	0.785
4	<b>88</b> R.Nijland	0.871
5	<b>95</b> J.Korporaal	1.007
6	<b>24</b> S.Gottlich	1.963
7	<b>93</b> J.Rudolph	3.248
8	<b>58</b> Z.Bulté	3.258
9	<b>14</b> D.Hinkelmann	3.350
10	<b>79</b> A.Vyskocil	3.474
11	<b>2</b> V.Cech	4.140
12	<b>78</b> T.Dedea	4.330
13	<b>46</b> D.Pekkanen	4.411
14	<b>33</b> L.Flier	4.510
15	<b>96</b> S.Emprin	4.619
16	<b>10</b> L.Wolff	7.721
17	<b>6</b> A.Eilersen	7.756
18	<b>54</b> M.Masson	7.859
19	<b>41</b> D.Douma	8.045
20	<b>72</b> J.Deschouwer	8.159
21	<b>12</b> W.Ruby	13.497
22	<b>4</b> C.Pennings	

Lap 5		
1	<b>21</b> A.Urlass	9'10.758
2	<b>11</b> R.Siegert	0.170
3	<b>17</b> T.Wenzel	0.311
4	<b>88</b> R.Nijland	1.103
5	<b>95</b> J.Korporaal	1.391
6	<b>24</b> S.Gottlich	2.873
7	<b>93</b> J.Rudolph	5.138
8	<b>58</b> Z.Bulté	5.197
9	<b>79</b> A.Vyskocil	5.347
10	<b>14</b> D.Hinkelmann	5.564
11	<b>78</b> T.Dedea	5.855
12	<b>2</b> V.Cech	5.918
13	<b>46</b> D.Pekkanen	6.002
14	<b>96</b> S.Emprin	6.053
15	<b>33</b> L.Flier	6.203
16	<b>6</b> A.Eilersen	10.404
17	<b>54</b> M.Masson	10.540
18	<b>10</b> L.Wolff	10.726
19	<b>72</b> J.Deschouwer	10.988
20	<b>41</b> D.Douma	11.177
21	<b>12</b> W.Ruby	19.222
22	<b>4</b> C.Pennings	

Lap 6		
1	<b>21</b> A.Urlass	10'58.517
2	<b>17</b> T.Wenzel	0.525
3	<b>11</b> R.Siegert	0.561
4	<b>88</b> R.Nijland	1.271
5	<b>95</b> J.Korporaal	1.353
6	<b>24</b> S.Gottlich	3.896
7	<b>58</b> Z.Bulté	6.750
8	<b>78</b> T.Dedea	6.983
9	<b>93</b> J.Rudolph	7.078
10	<b>79</b> A.Vyskocil	7.181
11	<b>14</b> D.Hinkelmann	7.276
12	<b>46</b> D.Pekkanen	7.399
13	<b>96</b> S.Emprin	7.546
14	<b>33</b> L.Flier	7.879
15	<b>2</b> V.Cech	8.017
16	<b>54</b> M.Masson	13.161
17	<b>6</b> A.Eilersen	13.353
18	<b>10</b> L.Wolff	13.556
19	<b>41</b> D.Douma	13.734
20	<b>72</b> J.Deschouwer	13.873
21	<b>12</b> W.Ruby	24.185

Lap 7		
1	<b>21</b> A.Urlass	12'46.309
2	<b>17</b> T.Wenzel	0.839
3	<b>11</b> R.Siegert	1.026
4	<b>95</b> J.Korporaal	1.165
5	<b>88</b> R.Nijland	1.577
6	<b>24</b> S.Gottlich	5.451
7	<b>93</b> J.Rudolph	8.317
8	<b>46</b> D.Pekkanen	8.499
9	<b>58</b> Z.Bulté	8.506
10	<b>79</b> A.Vyskocil	8.575
11	<b>78</b> T.Dedea	8.824
12	<b>96</b> S.Emprin	8.895
13	<b>14</b> D.Hinkelmann	9.181
14	<b>33</b> L.Flier	9.312
15	<b>2</b> V.Cech	9.400
16	<b>54</b> M.Masson	15.642
17	<b>6</b> A.Eilersen	15.886
18	<b>10</b> L.Wolff	16.087
19	<b>72</b> J.Deschouwer	16.194
20	<b>41</b> D.Douma	16.413
21	<b>12</b> W.Ruby	28.747

Lap 8		
1	<b>21</b> A.Urlass	14'34.690
2	<b>17</b> T.Wenzel	0.743
3	<b>95</b> J.Korporaal	0.931
4	<b>11</b> R.Siegert	1.056
5	<b>88</b> R.Nijland	1.265
6	<b>24</b> S.Gottlich	6.553
7	<b>46</b> D.Pekkanen	9.161
8	<b>93</b> J.Rudolph	9.231
9	<b>79</b> A.Vyskocil	9.323
10	<b>96</b> S.Emprin	9.741
11	<b>14</b> D.Hinkelmann	10.095
12	<b>58</b> Z.Bulté	10.260
13	<b>78</b> T.Dedea	10.417
14	<b>33</b> L.Flier	10.801
15	<b>2</b> V.Cech	11.108
16	<b>10</b> L.Wolff	18.616
17	<b>6</b> A.Eilersen	18.880
18	<b>54</b> M.Masson	18.961
19	<b>72</b> J.Deschouwer	19.052
20	<b>41</b> D.Douma	19.277
21	<b>12</b> W.Ruby	34.194

Lap 9		
1	<b>21</b> A.Urlass	16'22.770
2	<b>11</b> R.Siegert	0.564
3	<b>17</b> T.Wenzel	0.655
4	<b>95</b> J.Korporaal	0.918
5	<b>88</b> R.Nijland	1.324
6	<b>24</b> S.Gottlich	7.748
7	<b>46</b> D.Pekkanen	9.513
8	<b>79</b> A.Vyskocil	9.942
9	<b>93</b> J.Rudolph	10.128
10	<b>96</b> S.Emprin	10.145
11	<b>58</b> Z.Bulté	11.422
12	<b>14</b> D.Hinkelmann	11.590
13	<b>78</b> T.Dedea	11.886
14	<b>33</b> L.Flier	11.939
15	<b>2</b> V.Cech	12.259
16	<b>10</b> L.Wolff	20.980
17	<b>54</b> M.Masson	21.155
18	<b>6</b> A.Eilersen	21.346
19	<b>72</b> J.Deschouwer	21.415
20	<b>41</b> D.Douma	21.642
21	<b>12</b> W.Ruby	39.161

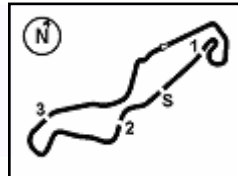
Lap 10		
1	<b>21</b> A.Urlass	18'10.529
2	<b>11</b> R.Siegert	0.590

3	<b>17</b> T.Wenzel	0.679
4	<b>95</b> J.Korporaal	0.886
5	<b>88</b> R.Nijland	1.292
6	<b>24</b> S.Gottlich	9.172
7	<b>46</b> D.Pekkanen	10.067
8	<b>79</b> A.Vyskocil	10.489
9	<b>93</b> J.Rudolph	10.773
10	<b>96</b> S.Emprin	10.853
11	<b>78</b> T.Dedea	13.291
12	<b>14</b> D.Hinkelmann	13.311
13	<b>58</b> Z.Bulté	13.472
14	<b>2</b> V.Cech	13.489
15	<b>33</b> L.Flier	13.541
16	<b>10</b> L.Wolff	23.399
17	<b>54</b> M.Masson	23.494
18	<b>72</b> J.Deschouwer	23.694
19	<b>6</b> A.Eilersen	23.985
20	<b>41</b> D.Douma	24.344
21	<b>12</b> W.Ruby	45.928

Lap 11		
1	<b>21</b> A.Urlass	19'57.935
2	<b>11</b> R.Siegert	0.676
3	<b>17</b> T.Wenzel	0.752
4	<b>95</b> J.Korporaal	1.001
5	<b>88</b> R.Nijland	1.223
6	<b>46</b> D.Pekkanen	11.250
7	<b>24</b> S.Gottlich	11.284
8	<b>79</b> A.Vyskocil	11.390
9	<b>96</b> S.Emprin	11.754
10	<b>93</b> J.Rudolph	11.864
11	<b>78</b> T.Dedea	15.489
12	<b>58</b> Z.Bulté	15.683
13	<b>33</b> L.Flier	15.724
14	<b>14</b> D.Hinkelmann	15.785
15	<b>2</b> V.Cech	15.901
16	<b>10</b> L.Wolff	26.874
17	<b>54</b> M.Masson	26.952
18	<b>72</b> J.Deschouwer	27.051
19	<b>6</b> A.Eilersen	27.276
20	<b>41</b> D.Douma	27.334
21	<b>12</b> W.Ruby	51.501

Lap 12		
1	<b>21</b> A.Urlass	21'45.353
2	<b>17</b> T.Wenzel	0.838
3	<b>11</b> R.Siegert	1.242
4	<b>95</b> J.Korporaal	1.367
5	<b>88</b> R.Nijland	1.644
6	<b>46</b> D.Pekkanen	12.388
7	<b>79</b> A.Vyskocil	12.552
8	<b>24</b> S.Gottlich	12.900
9	<b>96</b> S.Emprin	12.949
10	<b>93</b> J.Rudolph	13.025
11	<b>78</b> T.Dedea	17.804
12	<b>14</b> D.Hinkelmann	17.866
13	<b>58</b> Z.Bulté	18.006
14	<b>33</b> L.Flier	18.014
15	<b>2</b> V.Cech	18.202
16	<b>72</b> J.Deschouwer	30.341
17	<b>41</b> D.Douma	30.633
18	<b>10</b> L.Wolff	30.710
19	<b>54</b> M.Masson	30.947
20	<b>6</b> A.Eilersen	31.205
21	<b>12</b> W.Ruby	58.108

Lap 13		
1	<b>21</b> A.Urlass	23'32.862
2	<b>17</b> T.Wenzel	0.788
3	<b>95</b> J.Korporaal	1.166
4	<b>11</b> R.Siegert	1.249
5	<b>88</b> R.Nijland	1.496
6	<b>46</b> D.Pekkanen	13.265



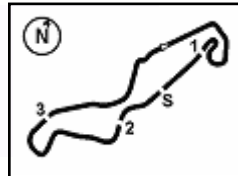
TT Circuit Assen 4.542 m

# Pirelli Dutch Round, 17-19 April 2026

## Lap Chart Race 2

7 96 S.Emprin

15.069

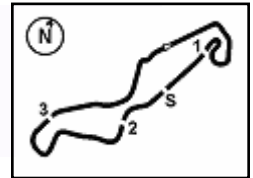


**Pirelli Dutch Round, 17-19 April 2026**  
**Lap Chart Race 2**

**Race Pace Comparison**

	<b>21 Uri</b>	<b>17 Wen</b>	<b>95 Kor</b>	<b>11 Sie</b>	<b>88 Nij</b>	<b>46 Pek</b>	<b>96 Emp</b>	<b>78 Ded</b>	<b>14 Hin</b>	<b>58 Bul</b>	<b>33 Fli</b>	<b>2 Cec</b>	<b>72 Des</b>	<b>41 Dou</b>
1	1'55.854	1'55.305	1'56.406	1'55.076	1'54.993	1'58.583	1'55.495	1'58.555	1'57.082	1'56.632	1'57.548	1'58.128	1'57.752	1'59.389
2	1'49.824	1'50.511	1'49.689	1'50.616	1'50.577	1'51.009	1'50.874	1'49.895	1'49.543	1'49.596	1'49.263	<b>1'48.831</b>	1'51.746	1'50.612
3	1'48.934	1'49.284	1'49.300	1'49.271	1'49.286	1'49.187	1'49.360	1'49.099	1'49.763	1'50.328	1'50.133	1'50.271	1'50.469	1'50.379
4	1'48.230	1'48.527	1'48.454	1'48.034	1'48.857	1'48.474	1'51.732	1'49.623	1'49.804	1'49.544	1'50.408	1'49.752	1'51.034	1'50.507
5	1'47.916	<b>1'47.442</b>	1'48.300	1'47.931	1'48.148	1'49.507	1'49.350	1'49.441	1'50.130	1'49.855	1'49.609	1'49.694	1'50.745	1'51.048
6	1'47.759	1'47.973	1'47.721	1'48.150	1'47.927	1'49.156	1'49.252	<b>1'48.887</b>	1'49.471	1'49.312	1'49.435	1'49.858	1'50.644	<b>1'50.316</b>
7	1'47.792	1'48.106	1'47.604	1'48.257	1'48.098	1'48.892	1'49.141	1'49.633	1'49.697	1'49.548	1'49.225	1'49.175	1'50.113	1'50.471
8	1'48.381	1'48.285	1'48.147	1'48.411	1'48.069	1'49.043	1'49.227	1'49.974	<b>1'49.295</b>	1'50.135	1'49.870	1'50.089	1'51.239	1'51.245
9	1'48.080	1'47.992	1'48.067	1'47.588	1'48.139	1'48.432	1'48.484	1'49.549	1'49.575	<b>1'49.242</b>	<b>1'49.218</b>	1'49.231	1'50.443	1'50.445
10	1'47.759	1'47.783	1'47.727	1'47.785	1'47.727	<b>1'48.313</b>	1'48.467	1'49.164	1'49.480	1'49.809	1'49.361	1'48.989	<b>1'50.038</b>	1'50.461
11	<b>1'47.406</b>	1'47.479	1'47.521	<b>1'47.492</b>	<b>1'47.337</b>	1'48.589	<b>1'48.307</b>	1'49.604	1'49.880	1'49.617	1'49.589	1'49.818	1'50.763	1'50.396
12	1'47.418	1'47.504	1'47.784	1'47.984	1'47.839	1'48.556	1'48.613	1'49.733	1'49.499	1'49.741	1'49.708	1'49.719	1'50.708	1'50.717
13	1'47.509	1'47.459	<b>1'47.308</b>	1'47.516	1'47.361	1'48.386	1'49.629							

	<b>79 Vys</b>	<b>24 Got</b>	<b>93 Rud</b>	<b>10 Wol</b>	<b>54 Mas</b>	<b>6 Etl</b>	<b>12 Rub</b>	<b>4 Pen</b>	<b>71 Krz</b>
1	1'57.404	1'56.708	1'57.055	1'58.041	1'58.866	1'58.503	2'00.016	1'56.086	1'57.021
2	1'49.320	1'49.300	1'49.334	1'51.204	1'50.743	1'50.472	<b>1'51.793</b>	<b>1'58.804</b>	<b>1'49.563</b>
3	1'50.393	1'50.096	1'50.255	1'50.194	<b>1'50.036</b>	1'50.387	1'51.886	2'09.353	1'50.346
4	1'49.199	<b>1'48.701</b>	1'49.446	1'51.124	1'51.056	1'51.236	1'52.644	3'58.623	
5	1'49.789	1'48.826	1'49.806	1'50.921	1'50.597	1'50.564	1'53.641	2'04.958	
6	1'49.593	1'48.782	1'49.699	1'50.589	1'50.380	1'50.708	1'52.722		
7	1'49.186	1'49.347	1'49.031	1'50.323	1'50.273	<b>1'50.325</b>	1'52.354		
8	1'49.129	1'49.483	1'49.295	1'50.910	1'51.700	1'51.375	1'53.828		
9	1'48.699	1'49.275	1'48.977	1'50.444	1'50.274	1'50.546	1'53.047		
10	<b>1'48.306</b>	1'49.183	<b>1'48.404</b>	<b>1'50.178</b>	1'50.098	1'50.398	1'54.526		
11	1'48.307	1'49.518	1'48.497	1'50.881	1'50.864	1'50.697	1'52.979		
12	1'48.580	1'49.034	1'48.579	1'51.254	1'51.413	1'51.347	1'54.025		



Pirelli Dutch Round, 17-19 April 2026  
Chronological Analysis Race 2

Start at 16:47'42.814

1° 21 A. URLASS [1'47.406]							
Lap	Seg1	Seg2	Seg3	Seg4	Lap Time	km/h	Local Time
1		18.488	29.827	25.707	1'55.854	201,5	16:49'38.668
2	35.224	18.184	29.803	26.613	1'49.824	202,6	16:51'28.492
3	35.387	18.391	29.431	25.725	1'48.934	<b>203,0</b>	16:53'17.426
4	34.923	18.351	29.381	25.575	1'48.230	198,5	16:55'05.656
5	34.875	18.330	29.295	25.416	1'47.916	198,5	16:56'53.572
6	34.689	18.297	29.340	25.433	1'47.759	198,5	16:58'41.331
7	34.761	18.276	29.258	25.497	1'47.792	198,5	17:00'29.123
8	34.803	18.348	29.497	25.733	1'48.381	198,2	17:02'17.504
9	34.938	18.317	29.316	25.509	1'48.080	198,5	17:04'05.584
10	34.747	18.169	29.379	25.464	1'47.759	200,0	17:05'53.343
11	34.621	<b>18.148</b>	29.274	<b>25.363</b>	<b>1'47.406</b>	201,5	17:07'40.749
12	<b>34.596</b>	18.159	29.193	25.470	1'47.418	201,1	17:09'28.167
13	34.729	18.152	<b>29.186</b>	25.442	1'47.509	200,7	17:11'15.676
Race Time 23'32.862							

Race Time 23'34.111

2° 17 T. WENZEL [1'47.442]							
Lap	Seg1	Seg2	Seg3	Seg4	Lap Time	km/h	Local Time
1		18.462	30.163	25.984	1'55.305	200,0	16:49'38.119
2	35.387	18.257	30.135	26.732	1'50.511	200,7	16:51'28.630
3	35.819	18.286	29.402	25.777	1'49.284	199,6	16:53'17.914
4	35.140	18.136	29.732	25.519	1'48.527	200,4	16:55'06.441
5	34.869	18.107	<b>29.163</b>	<b>25.303</b>	<b>1'47.442</b>	199,3	16:56'53.883
6	34.973	18.252	29.296	25.452	1'47.973	198,5	16:58'41.856
7	34.984	18.036	29.630	25.456	1'48.106	201,5	17:00'29.962
8	34.714	18.259	29.728	25.584	1'48.285	198,2	17:02'18.247
9	34.775	18.222	29.472	25.523	1'47.992	198,9	17:04'06.239
10	34.759	18.042	29.593	25.389	1'47.783	200,7	17:05'54.022
11	34.732	<b>17.922</b>	29.500	25.325	1'47.479	<b>204,2</b>	17:07'41.501
12	34.694	18.017	29.312	25.481	1'47.504	203,4	17:09'29.005
13	<b>34.640</b>	18.098	29.224	25.497	1'47.459	200,4	17:11'16.464
Race Time 23'33.650							

5° 88 R. NIJLAND [1'47.337]							
Lap	Seg1	Seg2	Seg3	Seg4	Lap Time	km/h	Local Time
1		18.452	29.995	25.979	1'54.993	199,6	16:49'37.807
2	35.570	18.369	30.279	26.359	1'50.577	199,6	16:51'28.384
3	35.316	18.362	29.691	25.917	1'49.286	199,6	16:53'17.670
4	35.226	18.518	29.435	25.678	1'48.857	194,2	16:55'06.527
5	35.273	18.127	29.331	25.417	1'48.148	201,5	16:56'54.675
6	34.786	18.229	29.476	25.436	1'47.927	197,4	16:58'42.602
7	34.977	18.065	29.478	25.578	1'48.098	203,0	17:00'30.700
8	34.939	18.054	29.553	25.523	1'48.069	202,6	17:02'18.769
9	35.253	18.283	29.285	25.318	1'48.139	198,5	17:04'06.908
10	34.704	18.015	29.563	25.445	1'47.727	203,0	17:05'54.635
11	34.716	<b>17.983</b>	29.295	25.343	<b>1'47.337</b>	<b>204,5</b>	17:07'41.972
12	<b>34.617</b>	18.284	29.515	25.423	1'47.839	201,1	17:09'29.811
13	34.845	18.102	<b>29.115</b>	<b>25.299</b>	1'47.361	202,6	17:11'17.172
Race Time 23'34.358							

6° 46 D. PEKKANEN [1'48.313]							
Lap	Seg1	Seg2	Seg3	Seg4	Lap Time	km/h	Local Time
1		18.612	30.057	25.930	1'58.583	<b>203,8</b>	16:49'41.397
2	35.965	18.357	30.319	26.368	1'51.009	202,6	16:51'32.406
3	35.612	18.265	29.645	25.665	1'49.187	200,0	16:53'21.593
4	35.081	<b>18.109</b>	29.698	<b>25.586</b>	1'48.474	198,5	16:55'10.067
5	35.212	18.186	30.026	26.083	1'49.507	203,0	16:56'59.574
6	35.148	18.554	29.558	25.896	1'49.156	199,3	16:58'48.730
7	35.254	18.158	29.754	25.726	1'48.892	200,4	17:00'37.622
8	35.062	18.226	29.661	26.094	1'49.043	200,4	17:02'26.665
9	35.165	18.198	<b>29.296</b>	25.773	1'48.432	200,0	17:04'15.097
10	34.954	18.235	29.436	25.688	<b>1'48.313</b>	193,9	17:06'03.410
11	34.964	18.202	29.527	25.896	1'48.589	198,9	17:07'51.999
12	35.219	18.135	29.373	25.829	1'48.556	200,7	17:09'40.555
13	<b>34.753</b>	18.338	29.432	25.863	1'48.386	192,9	17:11'28.941
Race Time 23'46.127							

3° 95 J. KORPORAAL [1'47.308]							
Lap	Seg1	Seg2	Seg3	Seg4	Lap Time	km/h	Local Time
1		18.473	29.745	25.928	1'56.406	201,9	16:49'39.220
2	35.339	18.002	29.992	26.356	1'49.689	204,9	16:51'28.909
3	35.734	18.282	29.758	25.526	1'49.300	200,7	16:53'18.209
4	35.261	18.093	29.760	25.340	1'48.454	204,5	16:55'06.663
5	35.409	18.060	29.555	25.276	1'48.300	207,7	16:56'54.963
6	34.856	18.056	29.657	<b>25.152</b>	1'47.721	204,5	16:58'42.684
7	<b>34.731</b>	17.989	29.605	25.279	1'47.604	205,3	17:00'30.288
8	34.828	17.971	29.753	25.595	1'48.147	206,1	17:02'18.435
9	35.269	18.035	29.571	25.192	1'48.067	206,9	17:04'06.502
10	34.844	18.066	29.606	25.211	1'47.727	200,4	17:05'54.229
11	34.883	<b>17.887</b>	29.508	25.243	1'47.521	209,3	17:07'41.750
12	35.037	18.016	29.429	25.302	1'47.784	<b>210,1</b>	17:09'29.534
13	34.915	17.951	<b>29.196</b>	25.246	<b>1'47.308</b>	203,4	17:11'16.842
Race Time 23'34.028							

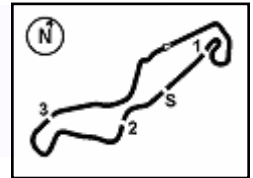
7° 96 S. EMPRIN [1'48.307]							
Lap	Seg1	Seg2	Seg3	Seg4	Lap Time	km/h	Local Time
1		18.403	29.630	26.113	1'55.495	200,7	16:49'38.309
2	35.461	18.406	30.677	26.330	1'50.874	199,6	16:51'29.183
3	35.815	18.268	29.513	25.764	1'49.360	203,4	16:53'18.543
4	37.869	18.218	30.041	25.604	1'51.732	198,5	16:55'10.275
5	35.623	18.266	29.666	25.795	1'49.350	204,2	16:56'59.625
6	35.413	18.390	29.628	25.821	1'49.252	203,4	16:58'48.877
7	35.429	18.155	29.653	25.904	1'49.141	205,3	17:00'38.018
8	35.552	18.184	29.912	25.579	1'49.227	200,4	17:02'27.245
9	35.067	18.164	29.407	25.846	1'48.484	203,0	17:04'15.729
10	35.352	18.082	29.592	<b>25.441</b>	1'48.467	202,6	17:06'04.196
11	<b>34.951</b>	<b>18.012</b>	<b>29.372</b>	<b>25.972</b>	<b>1'48.307</b>	205,7	17:07'52.503
12	35.099	18.020	29.581	25.913	1'48.613	<b>206,1</b>	17:09'41.116
13	35.283	18.077	29.683	26.586	1'49.629	202,2	17:11'30.745
Race Time 23'47.951							

4° 11 R. SIEGERT [1'47.492]							
Lap	Seg1	Seg2	Seg3	Seg4	Lap Time	km/h	Local Time
1		18.318	29.952	25.845	1'55.076	200,4	16:49'37.890
2	35.264	18.455	30.143	26.754	1'50.616	200,7	16:51'28.506
3	35.697	18.168	29.626	25.780	1'49.271	204,5	16:53'17.777
4	34.958	18.129	29.518	25.429	1'48.034	203,4	16:55'05.811
5	35.086	18.166	29.449	<b>25.230</b>	1'47.931	202,6	16:56'53.742
6	34.914	18.240	29.439	25.557	1'48.150	201,1	16:58'41.892
7	34.868	18.141	29.726	25.522	1'48.257	201,5	17:00'30.149
8	35.255	18.076	29.633	25.447	1'48.411	199,6	17:02'18.560
9	34.838	18.088	<b>29.372</b>	25.290	1'47.588	200,7	17:04'06.148
10	<b>34.650</b>	18.057	29.658	25.420	1'47.785	200,4	17:05'53.933
11	34.716	<b>17.915</b>	29.536	25.325	<b>1'47.492</b>	<b>206,5</b>	17:07'41.425
12	34.702	18.494	29.554	25.234	1'47.984	203,4	17:09'29.409
13	34.713	17.928	29.418	25.457	1'47.516	202,2	17:11'16.925

8° 78 T. DEDEA [1'48.887]							
Lap	Seg1	Seg2	Seg3	Seg4	Lap Time	km/h	Local Time
1		18.579	30.165	26.011	1'58.555	198,2	16:49'41.369
2	35.591	<b>18.130</b>	30.367	25.807	1'49.895	199,3	16:51'31.264
3	35.204	18.434	29.858	25.603	1'49.099	199,6	16:53'20.363
4	35.657	18.233	29.846	25.887	1'49.623	198,2	16:55'09.986
5	35.241	18.236	29.926	26.038	1'49.441	<b>201,9</b>	16:56'59.427
6	<b>34.995</b>	18.286	29.795	25.811	<b>1'48.887</b>	196,0	16:58'48.314
7	35.108	18.445	29.807	26.273	1'49.633	196,0	17:00'37.947
8	35.666	18.429	30.212	25.667	1'49.974	200,7	17:02'27.921
9	35.716	18.515	<b>29.791</b>	<b>25.527</b>	1'49.549	198,5	17:04'17.470
10	35.073	18.204	29.817	26.070	1'49.164	198,9	17:06'06.634
11	35.409	18.283	29.898	26.014	1'49.604	200,0	17:07'56.238
12	35.282	18.244	30.010	26.197	1'49.733	194,2	17:09'45.971

19/04/2026 P = Pits In/Out - C = Lap Time Cancelled

These data/results cannot be reproduced, stored and/or transmitted in whole or in part by any manner of electronic, mechanical, photocopying, recording, broadcasting or otherwise now known or herein after developed without the previous express consent by the copyright owner, except for reproduction in daily press and regular printed publications on sale to the public within 60 days of the event related to those data/results and always provided that copyright symbol appears together as follows below.

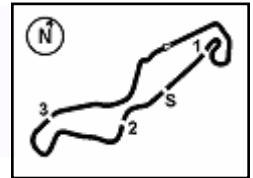


Pirelli Dutch Round, 17-19 April 2026  
Chronological Analysis Race 2

Start at 16:47'42.814

2 / 3

14 D. HINKELMANN [1'49.295]								14° 41 D. DOUMA [1'50.316]							
Lap	Seg1	Seg2	Seg3	Seg4	Lap Time	km/h	Local Time	Lap	Seg1	Seg2	Seg3	Seg4	Lap Time	km/h	Local Time
1		18.324	29.784	25.869	1'57.082	203,8	16:49'39.896	1		18.604	30.306	25.934	1'59.389	201,9	16:49'42.203
2	35.591	18.300	29.879	25.773	1'49.543	201,5	16:51'29.439	2	35.827	18.506	30.173	26.106	1'50.612	203,4	16:51'32.815
3	36.097	18.213	29.850	25.603	1'49.763	203,4	16:53'19.202	3	35.999	18.470	30.060	25.850	1'50.379	202,6	16:53'23.194
4	35.802	18.190	30.106	25.706	1'49.804	202,2	16:55'09.006	4	35.653	18.545	30.159	26.150	1'50.507	202,6	16:55'13.701
5	35.788	18.437	29.977	25.928	1'50.130	200,4	16:56'59.136	5	36.334	18.659	30.040	26.015	1'51.048	203,4	16:57'04.749
6	35.503	18.276	29.849	25.843	1'49.471	202,6	16:58'48.607	6	35.714	18.556	29.930	26.116	1'50.316	200,7	16:58'55.065
7	35.514	18.357	30.036	25.790	1'49.697	201,5	17:00'38.304	7	35.722	18.785	29.992	25.972	1'50.471	200,7	17:00'45.536
8	35.430	18.210	29.781	25.874	1'49.295	200,7	17:02'27.599	8	35.919	18.622	30.292	26.412	1'51.245	200,4	17:02'36.781
9	35.429	18.755	30.091	25.300	1'49.575	197,8	17:04'17.174	9	35.661	18.598	30.129	26.057	1'50.445	202,6	17:04'27.226
10	35.437	18.339	29.838	25.866	1'49.480	199,3	17:06'06.654	10	35.850	18.680	30.084	25.847	1'50.461	201,1	17:06'17.687
11	35.510	18.380	29.796	26.194	1'49.880	203,4	17:07'56.534	11	35.593	18.446	29.915	26.442	1'50.396	202,6	17:08'08.083
12	35.369	18.164	29.722	26.244	1'49.499	199,3	17:09'46.033	12	35.996	18.493	29.922	26.306	1'50.717	197,4	17:09'58.800
Race Time 22'03.219								Race Time 22'15.694							
10° 58 Z. BULTÉ [1'49.242]								15° 10 L. WOLFF [1'50.178]							
Lap	Seg1	Seg2	Seg3	Seg4	Lap Time	km/h	Local Time	Lap	Seg1	Seg2	Seg3	Seg4	Lap Time	km/h	Local Time
1		18.353	30.073	25.965	1'56.632	199,6	16:49'39.446	1		18.440	29.956	25.936	1'58.041	205,7	16:49'40.855
2	35.638	18.287	29.911	25.760	1'49.596	201,1	16:51'29.042	2	35.837	18.426	30.854	26.087	1'51.204	202,6	16:51'32.059
3	36.243	18.285	29.876	25.924	1'50.328	201,9	16:53'19.370	3	35.740	18.375	29.990	26.089	1'50.194	199,6	16:53'22.253
4	35.770	18.192	29.608	25.974	1'49.544	202,2	16:55'08.914	4	35.919	18.563	30.213	26.429	1'51.124	202,6	16:55'13.377
5	35.508	18.670	29.907	25.770	1'49.855	197,1	16:56'58.769	5	35.942	18.577	30.035	26.367	1'50.921	198,2	16:57'04.298
6	35.514	18.358	29.880	25.560	1'49.312	197,8	16:58'48.081	6	35.627	18.429	30.183	26.350	1'50.589	200,0	16:58'54.887
7	35.295	18.414	29.852	25.987	1'49.548C	197,8	17:00'37.629	7	35.690	18.412	30.000	26.221	1'50.323	200,7	17:00'45.210
8	35.798	18.231	29.913	26.193	1'50.135	200,4	17:02'27.764	8	35.687	18.647	30.284	26.292	1'50.910	199,3	17:02'36.120
9	35.528	18.382	29.743	25.589	1'49.242	201,5	17:04'17.006	9	35.581	18.575	30.072	26.216	1'50.444	197,8	17:04'26.564
10	35.249	18.304	29.932	26.324	1'49.809	198,9	17:06'06.815	10	35.510	18.486	29.911	26.271	1'50.178	199,6	17:06'16.742
11	35.710	18.138	29.815	25.954	1'49.617	203,0	17:07'56.432	11	35.889	18.576	30.030	26.386	1'50.881	203,4	17:08'07.623
12	35.828	18.124	29.436	26.353	1'49.741	201,5	17:09'46.173	12	36.342	18.402	30.058	26.452	1'51.254	199,6	17:09'58.877
Race Time 22'03.359								Race Time 22'16.063							
11° 33 L. FLIER [1'49.218]								16° 6 A. EILERSEN [1'50.325]							
Lap	Seg1	Seg2	Seg3	Seg4	Lap Time	km/h	Local Time	Lap	Seg1	Seg2	Seg3	Seg4	Lap Time	km/h	Local Time
1		18.394	29.788	26.028	1'57.548	204,5	16:49'40.362	1		18.473	30.099	26.007	1'58.503	202,2	16:49'41.317
2	35.682	18.299	29.778	25.504	1'49.263	203,8	16:51'29.625	2	35.837	18.477	30.060	26.098	1'50.472	197,4	16:51'31.789
3	36.076	18.227	29.971	25.859	1'50.133	201,9	16:53'19.758	3	35.831	18.723	30.006	25.827	1'50.387	193,9	16:53'22.176
4	36.496	18.217	30.012	25.683	1'50.408	200,4	16:55'10.166	4	35.750	18.692	30.270	26.524	1'51.236	202,6	16:55'13.412
5	35.565	18.250	29.758	26.036	1'49.609	203,0	16:56'59.775	5	35.621	18.698	30.112	26.133	1'50.564	194,9	16:57'03.976
6	35.596	18.289	29.893	25.657	1'49.435	202,6	16:58'49.210	6	35.534	18.700	30.279	26.195	1'50.708	192,5	16:58'54.684
7	35.423	18.246	29.703	25.853	1'49.225	202,2	17:00'38.435	7	35.476	18.599	30.164	26.086	1'50.325	195,3	17:00'45.009
8	35.561	18.357	30.257	25.695	1'49.870	202,2	17:02'28.305	8	35.811	18.918	30.205	26.441	1'51.375	194,9	17:02'36.384
9	35.504	18.441	29.802	25.471	1'49.218	203,8	17:04'17.523	9	35.784	18.562	30.067	26.133	1'50.546	195,7	17:04'26.930
10	35.859	18.190	29.825	25.487	1'49.361	202,6	17:06'06.884	10	35.837	18.593	30.016	25.952	1'50.398	196,7	17:06'17.328
11	35.773	18.126	29.787	25.903	1'49.589	206,9	17:07'56.473	11	35.853	18.632	30.005	26.207	1'50.697	196,7	17:08'08.025
12	35.929	18.226	29.853	25.700	1'49.708	205,7	17:09'46.181	12	36.278	18.661	30.108	26.300	1'51.347	194,9	17:09'59.372
Race Time 22'03.367								Race Time 22'16.558							
12° 2 V. CECH [1'48.831]								17° 12 W. RUBY [1'51.793]							
Lap	Seg1	Seg2	Seg3	Seg4	Lap Time	km/h	Local Time	Lap	Seg1	Seg2	Seg3	Seg4	Lap Time	km/h	Local Time
1		18.663	30.072	25.775	1'58.128	200,4	16:49'40.942	1		18.542	30.382	26.215	2'00.016	203,4	16:49'42.830
2	35.243	18.287	29.737	25.564	1'48.831	204,9	16:51'29.773	2	36.103	18.578	30.460	26.652	1'51.793	202,2	16:51'34.623
3	36.010	18.577	29.820	25.864	1'50.271	197,4	16:53'20.044	3	36.038	18.779	30.515	26.554	1'51.886	198,2	16:53'26.509
4	35.786	18.227	29.848	25.891	1'49.752	201,1	16:55'09.796								
5	35.272	18.355	29.861	26.206	1'49.694	200,0	16:56'59.490								
6	35.353	18.537	29.552	26.416	1'49.858	198,5	16:58'49.348								
7	35.348	18.422	29.547	25.858	1'49.175	199,6	17:00'38.523								
8	35.543	18.425	30.193	25.928	1'50.089	200,0	17:02'28.612								
9	35.375	18.463	29.735	25.658	1'49.231	203,0	17:04'17.843								
10	35.260	18.246	29.820	25.663	1'48.989	201,1	17:06'06.832								
11	35.896	18.276	29.643	26.003	1'49.818	203,4	17:07'56.650								
12	35.858	18.314	29.734	25.813	1'49.719	204,2	17:09'46.369								
Race Time 22'03.555								Race Time 22'16.558							
13° 72 J. DESCHOUWER [1'50.038]															
Lap	Seg1	Seg2	Seg3	Seg4	Lap Time	km/h	Local Time								
1															
2															
3															



TT Circuit Assen 4.542 m

Pirelli Dutch Round, 17-19 April 2026  
Chronological Analysis Race 2

3 / 3

Start at 16:47'42.814

4	36.363	18.760	30.653	26.868	1'52.644	198,5	16:55'19.153	7	35.665	18.507	30.104	25.997	1'50.273	200,7	17:00'44.765
5	36.813	19.150	30.627	27.051	1'53.641	193,5	16:57'12.794	8	36.023	18.648	30.291	26.738	1'51.700	199,6	17:02'36.465
6	36.201	18.901	30.758	26.862	1'52.722	196,7	16:59'05.516	9	<b>35.457</b>	18.599	30.156	26.062	1'50.274	200,7	17:04'26.739
7	36.295	18.877	30.692	26.490	1'52.354	194,9	17:00'57.870	10	35.513	18.536	30.088	25.961	1'50.098	202,2	17:06'16.837
8	36.701	19.392	30.909	26.826	1'53.828	192,5	17:02'51.698	11	35.588	18.604	30.144	26.528	1'50.864	201,9	17:08'07.701
9	36.447	18.971	30.889	26.740	1'53.047	192,2	17:04'44.745	12	36.685	18.543	<b>29.931</b>	26.254	1'51.413	201,9	17:09'59.114
10	37.710	19.071	30.937	26.808	1'54.526	190,8	17:06'39.271								
11	36.476	18.719	30.918	26.866	1'52.979	200,4	17:08'32.250								
12	36.771	18.876	30.919	27.459	1'54.025	194,2	17:10'26.275								

Race Time 22'16.300

Race Time 22'43.461

NC 79 A. VYSKOCIL (1'48.306)							
Lap	Seg.1	Seg.2	Seg.3	Seg.4	Lap Time	km/h	Local Time
1		18.563	29.873	26.000	1'57.404	198,5	16:49'40.218
2	35.559	18.145	29.963	25.653	1'49.320	200,7	16:51'29.538
3	36.474	18.533	29.791	<b>25.595</b>	1'50.393	201,5	16:53'19.931
4	35.672	18.216	29.589	25.722	1'49.199	198,9	16:55'09.130
5	35.772	18.313	29.945	25.759	1'49.789	200,7	16:56'58.919
6	35.744	18.253	29.858	25.738	1'49.593	199,6	16:58'48.512
7	35.416	18.161	29.988	25.621	1'49.186	201,1	17:00'37.698
8	35.282	18.249	29.571	26.027	1'49.129	196,7	17:02'26.827
9	35.260	18.190	29.543	25.706	1'48.699	197,4	17:04'15.526
10	<b>34.967</b>	18.139	29.605	<b>25.595</b>	<b>1'48.306</b>	197,1	17:06'03.832
11	35.026	<b>17.972</b>	29.537	25.772	1'48.307	<b>204,5</b>	17:07'52.139
12	35.275	18.122	<b>29.353</b>	25.830	1'48.580	200,0	17:09'40.719

Race Time 21'57.905

NC 24 S. GOTTLICH (1'48.701)							
Lap	Seg.1	Seg.2	Seg.3	Seg.4	Lap Time	km/h	Local Time
1		18.357	29.820	25.911	1'56.708	201,1	16:49'39.522
2	35.256	<b>18.064</b>	29.803	26.177	1'49.300	201,9	16:51'28.822
3	36.029	18.782	29.748	<b>25.537</b>	1'50.096	<b>202,6</b>	16:53'18.918
4	35.052	18.195	29.745	25.709	<b>1'48.701</b>	200,4	16:55'07.619
5	35.099	18.330	<b>29.734</b>	25.663	1'48.826	198,2	16:56'56.445
6	<b>34.838</b>	18.347	29.838	25.759	1'48.782	197,4	16:58'45.227
7	35.291	18.377	29.826	25.853	1'49.347	198,5	17:00'34.574
8	35.042	18.420	30.060	25.961	1'49.483	196,7	17:02'24.057
9	35.068	18.491	29.827	25.889	1'49.275	196,7	17:04'13.332
10	34.943	18.374	29.964	25.902	1'49.183	197,1	17:06'02.515
11	35.210	18.372	29.938	25.998	1'49.518	201,1	17:07'52.033
12	35.099	18.228	29.774	25.933	1'49.034	200,0	17:09'41.067

Race Time 21'58.253

NC 93 J. RUDOLPH (1'48.404)							
Lap	Seg.1	Seg.2	Seg.3	Seg.4	Lap Time	km/h	Local Time
1		18.370	29.886	25.899	1'57.055	200,7	16:49'39.869
2	35.423	18.162	30.026	25.723	1'49.334	201,5	16:51'29.203
3	36.075	18.458	29.961	25.761	1'50.255	201,5	16:53'19.458
4	35.353	18.230	29.908	25.955	1'49.446	200,7	16:55'08.904
5	35.561	18.408	30.159	25.678	1'49.806	200,4	16:56'58.710
6	35.139	18.472	30.146	25.942	1'49.699	197,8	16:58'48.409
7	35.245	18.335	29.842	25.609	1'49.031	202,2	17:00'37.440
8	35.147	18.379	29.685	26.084	1'49.295	199,3	17:02'26.735
9	35.029	18.331	29.655	25.962	1'48.977	200,4	17:04'15.712
10	35.294	18.017	29.671	<b>25.422</b>	<b>1'48.404</b>	201,9	17:06'04.116
11	<b>34.708</b>	18.001	<b>29.558</b>	26.230	1'48.497	203,4	17:07'52.613
12	35.103	<b>17.929</b>	29.743	25.804	1'48.579	<b>208,1</b>	17:09'41.192

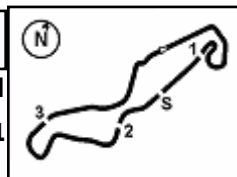
Race Time 21'58.378

NC 54 M. MASSON (1'50.036)							
Lap	Seg.1	Seg.2	Seg.3	Seg.4	Lap Time	km/h	Local Time
1		18.604	30.321	25.788	1'58.866	<b>205,3</b>	16:49'41.680
2	35.801	<b>18.455</b>	30.303	26.184	1'50.743	201,5	16:51'32.423
3	35.815	18.557	29.994	<b>25.670</b>	<b>1'50.036</b>	204,9	16:53'22.459
4	35.974	18.684	30.109	26.289	1'51.056		16:55'13.515
5	35.495	18.569	30.125	26.408	1'50.597	201,9	16:57'04.112
6	35.500	18.548	30.178	26.154	1'50.380	198,9	16:58'54.492

19/04/2026 P = Pits In/Out - C = Lap Time Cancelled

These data/results cannot be reproduced, stored and/or transmitted in whole or in part by any manner of electronic, mechanical, photocopying, recording, broadcasting or otherwise now known or herein after developed without the previous express consent by the copyright owner, except for reproduction in daily press and regular printed publications on sale to the public within 60 days of the event related to those data/results and always provided that copyright symbol appears together as follows below.

© DORNA WSBK ORGANIZATION Srl 2026

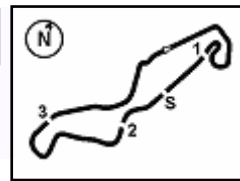

**Pirelli Dutch Round, 17-19 April 2026**  
**Fastest Laps Race 2**

	No.	Rider	Nat	Team	Bike	Lap	Time	Gap
1	<b>95</b>	<b>J. KORPORAAL</b>	NED	Jaylen Korporaal Racing	Honda NSF 250R	13	<b>1'47.308</b>	
2	<b>88</b>	<b>R. NIJLAND</b>	NED	RN LF Racing Team	Honda NSF 250R	11	<b>1'47.337</b>	0.029
3	<b>21</b>	<b>A. URLASS</b>	GER	MASS SPORTS Racing by JRP Motosport	Honda NSF 250R	11	<b>1'47.406</b>	0.098
4	<b>17</b>	<b>T. WENZEL</b>	GER	Team NSA	Honda NSF 250R	5	<b>1'47.442</b>	0.134
5	<b>11</b>	<b>R. SIEGERT</b>	GER	Kiefer Racing	Honda NSF 250R	11	<b>1'47.492</b>	0.184
6	<b>79</b>	<b>A. VYSKOCIL</b>	CZE	AV79 racing team	Honda NSF 250R	10	<b>1'48.306</b>	0.998
7	<b>96</b>	<b>S. EMPRIN</b>	FRA	SWAN96	Honda NSF 250R	11	<b>1'48.307</b>	0.999
8	<b>46</b>	<b>D. PEKKANEN</b>	FIN	DPR Team	Honda NSF 250R	10	<b>1'48.313</b>	1.005
9	<b>93</b>	<b>J. RUDDOLPH</b>	GER	Racingteam Rudolph	Honda NSF 250R	10	<b>1'48.404</b>	1.096
10	<b>24</b>	<b>S. GOTTLICH</b>	GER	Team Freudenberg-PALIGO Racing	Honda NSF 250R	4	<b>1'48.701</b>	1.393
11	<b>2</b>	<b>V. CECH</b>	CZE	ZC RACING s.r.o.	Honda NSF 250R	2	<b>1'48.831</b>	1.523
12	<b>78</b>	<b>T. DEDEA</b>	GER	Tudor Racing	Honda NSF 250R	6	<b>1'48.887</b>	1.579
13	<b>33</b>	<b>L. FLIER</b>	NED	RN LF Racing Team	Honda NSF 250R	9	<b>1'49.218</b>	1.910
14	<b>58</b>	<b>Z. BULTÉ</b>	BEL	Zenno58	Honda NSF 250R	9	<b>1'49.242</b>	1.934
15	<b>14</b>	<b>D. HINKELMANN</b>	GER	Hinkelmann DH 14 Racing	Honda NSF 250R	8	<b>1'49.295</b>	1.987
16	<b>71</b>	<b>W. KRZELJ</b>	FRA	KRZ RACING TEAM	Honda NSF 250R	2	<b>1'49.563</b>	2.255
17	<b>54</b>	<b>M. MASSON</b>	BEL	Junior Black Knights	Honda NSF 250R	3	<b>1'50.036</b>	2.728
18	<b>72</b>	<b>J. DESCHOUWER</b>	BEL	Junior Black Knights	Honda NSF 250R	10	<b>1'50.038</b>	2.730
19	<b>10</b>	<b>L. WOLFF</b>	GER	Kiefer Racing	Honda NSF 250R	10	<b>1'50.178</b>	2.870
20	<b>41</b>	<b>D. DOUMA</b>	NED	Douma Racing	Honda NSF 250R	6	<b>1'50.316</b>	3.008
21	<b>6</b>	<b>A. EILERSEN</b>	DEN	ARE Racing	Honda NSF 250R	7	<b>1'50.325</b>	3.017
22	<b>12</b>	<b>W. RUBY</b>	DEN	TEAMWILLIAM	Honda NSF 250R	2	<b>1'51.793</b>	4.485
23	<b>4</b>	<b>C. PENNING</b>	NED	MASS SPORTS Racing by JRP Motosport	Honda NSF 250R	2	<b>1'58.804</b>	11.496

19/04/2026

These data/results cannot be reproduced, stored and/or transmitted in whole or in part by any manner of electronic, mechanical, photocopying, recording, broadcasting or otherwise now known or herein after developed without the previous express consent by the copyright owner, except for reproduction in daily press and regular printed publications on sale to the public within 60 days of the event related to those data/results and always provided that copyright symbol appears together as follows below.

© DORNA WSBK ORGANIZATION Srl 2026



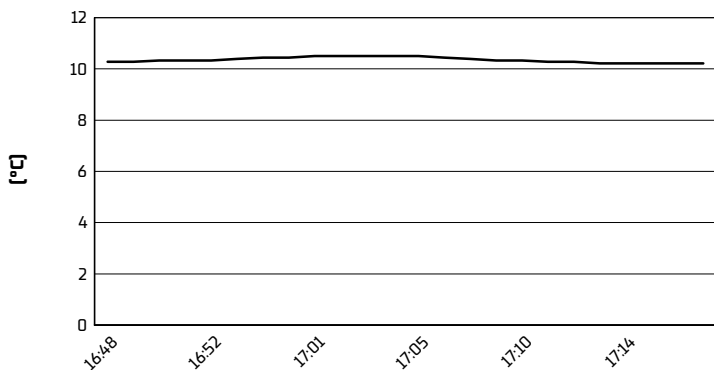
TT Circuit Assen 4.542 m

**Pirelli Dutch Round, 17-19 April 2026**

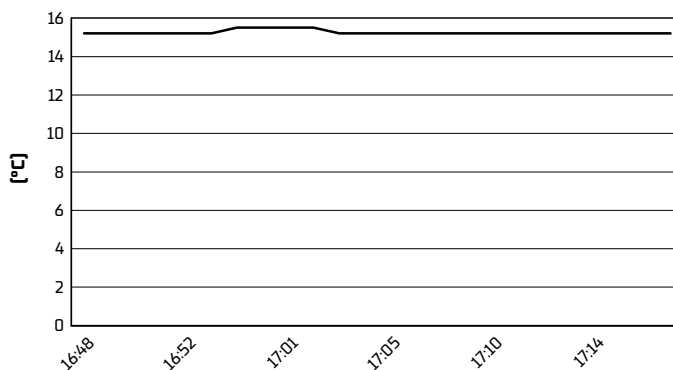
**Weather Report Race 2**

Session started 16:48 - Session ended 17:17

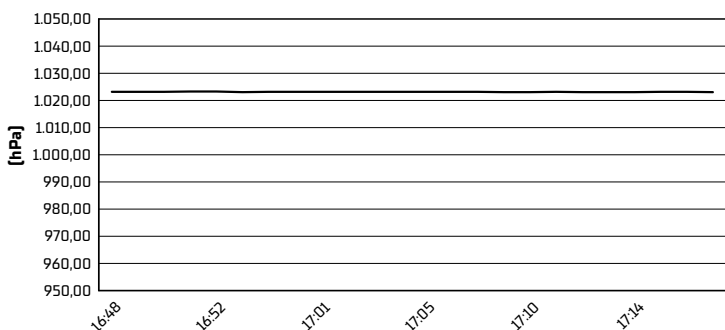
**Air Temperature**



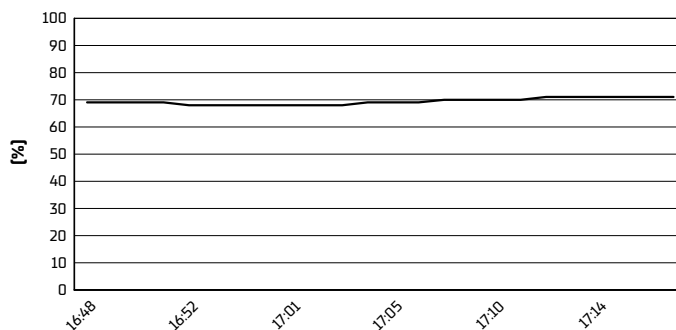
**Track Temperature**



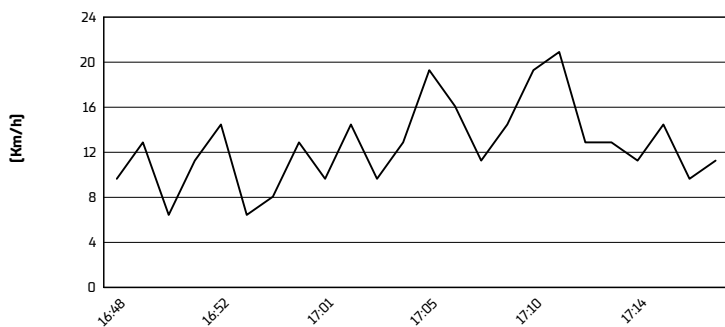
**Air Pressure**



**Humidity**



**Wind Speed**



**Wind Direction**

