

Pirelli Dutch Round, 17-19 April 2026
Results Race 1

Laps 14 = 63,588 Km - Time of Race 25'17.168 - Avg. 150,884 km/h

Pos	Grid	No. Rider	Nat	Team	Bike	LL	Gap	Rel.	Fastest Lap	Speed	Qualifying	Speed
1	3	17 T. WENZEL	GER	Team NSA	Honda NSF 250R	14			1'47.391	199,3		197,1
2	1	21 A. URLASS	GER	MASS SPORTS Racing by JRP Motosport	Honda NSF 250R	14	0.017	0.017	1'47.317	199,6		201,9
3	5	11 R. SIEGERT	GER	Kiefer Racing	Honda NSF 250R	14	11.423	11.406	1'47.532	201,9		204,5
4	23	46 D. PEKKANEN	FIN	DPR Team	Honda NSF 250R	14	11.506	0.083	1'47.777	200,4		198,9
5	4	88 R. NIJLAND	NED	RN LF Racing Team	Honda NSF 250R	14	11.676	0.170	1'48.035	202,2		201,5
6	17	58 Z. BULTÉ	BEL	Zenno58	Honda NSF 250R	14	20.544	8.868	1'48.423	203,0		200,0
7	13	79 A. VYSKOCIL	CZE	AV79 racing team	Honda NSF 250R	14	26.058	5.514	1'48.728	198,9		200,0
8	12	14 D. HINKELMANN	GER	Hinkelmann DH 14 Racing	Honda NSF 250R	14	26.491	0.433	1'49.063	203,8		201,1
9	11	71 W. KRZELJ	FRA	KRZ RACING TEAM	Honda NSF 250R	14	26.553	0.062	1'48.629	195,3		193,2
10	18	6 A. EILERSEN	DEN	ARE Racing	Honda NSF 250R	14	26.555	0.002	1'49.116	198,9		200,4
11	14	78 T. DEDEA	GER	Tudor Racing	Honda NSF 250R	14	28.247	1.692	1'49.251	202,6		197,4
12	10	93 J. RUDOLPH	GER	Racingteam Rudolph	Honda NSF 250R	14	28.279	0.032	1'49.021	203,8		201,1
13	15	33 L. FLIER	NED	RN LF Racing Team	Honda NSF 250R	14	28.407	0.128	1'49.043	202,6		200,7
14	7	4 C. PENNINGNS	NED	MASS SPORTS Racing by JRP Motosport	Honda NSF 250R	14	28.733	0.326	1'49.135	203,8		203,0
15	21	2 V. CECH	CZE	ZC RACING s.r.o.	Honda NSF 250R	14	28.795	0.062	1'49.059	200,4		200,4
16	16	54 M. MASSON	BEL	Junior Black Knights	Honda NSF 250R	14	31.638	2.843	1'49.417	203,4		202,6
17	22	41 D. DOUMA	NED	Douma Racing	Honda NSF 250R	14	48.738	17.100	1'50.335	203,4		198,9
18	19	10 L. WOLFF	GER	Kiefer Racing	Honda NSF 250R	14	56.729	7.991	1'51.201	201,9		203,0
19	24	12 W. RUBY	DEN	TEAMWILLIAM	Honda NSF 250R	14	1'23.313	26.584	1'52.710	196,0		194,2
-----Not Classified-----												
RET	20	72 J. DESCHOUWER	BEL	Junior Black Knights	Honda NSF 250R	12	2 Laps		1'49.498	204,9		201,9
RET	8	24 S. GOTTLICH	GER	Team Freudenberg-PALIGO Racing	Honda NSF 250R	10	4 Laps		1'47.552	203,8		201,1
RET	2	7 R. DURDIS	CZE	FS12 Racing Team	Honda NSF 250R	10	4 Laps		1'48.186	203,8		200,4
-----Disqualified-----												
DSQ	9	96 S. EMPRIN	FRA	SWAN96	Honda NSF 250R	12	2 Laps		1'48.147	202,6		201,5
DSQ	6	95 J. KORPORAAL	NED	Jaylen Korporaal Racing	Honda NSF 250R	10	4 Laps		1'47.644	206,9		203,8

AIR	Humidity:	78%	Temp:	13°C
TRACK	Condition:	Dry	Temp:	20°C

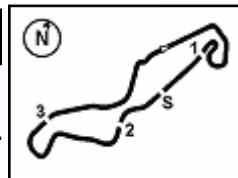
Race Fastest Lap	[New Record]	Lap 10	A.Urlass	1'47.317	152,364 Km/h
------------------	--------------	--------	----------	----------	--------------

18/04/2026 Start 16:47 End 17:16 The results are provisional until the end of the time limit for protests and appeals and the completion of the technical checks.

Clerk Of The Course: **Roland Brontsema**

Publication Time: **17:19**

These data/results cannot be reproduced, stored and/or transmitted in whole or in part by any manner of electronic, mechanical, photocopying, recording, broadcasting or otherwise now known or herein after developed without the previous express consent by the copyright owner, except for reproduction in daily press and regular printed publications on sale to the public within 60 days of the event related to those data/results and always provided that copyright symbol appears together as follows below.



Pirelli Dutch Round, 17-19 April 2026
Results Race 1

Race Highlights

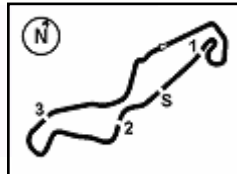
Time	No. Rider	Description
16.35.00		Sighting Lap Started
16.45.04		Warm Up Lap Started
16.47.56		Start of Session
16.50.30	95 J. KORPORAAL	#95 2X Long Lap Penalty - Jump Start
16.50.31	96 S. EMPRIN	#96 2X Long Lap Penalty - Jump Start
16.59.36	95 J. KORPORAAL	#95 Ride Through - Ignored 2X Long Lap Penalty
16.59.37	96 S. EMPRIN	#96 Ride Through - Ignored 2X Long Lap Penalty
17.02.37	96 S. EMPRIN	#96 Course Cutting at Turn 17 Under Investigation
17.04.02	96 S. EMPRIN	#96 Course Cutting at Turn 17 - No Further Action
17.04.29		2/3 of Race Distance Completed
17.06.32	95 J. KORPORAAL	#95 BLACK FLAG - Ignored Ride Through Penalty
17.06.32	96 S. EMPRIN	#96 BLACK FLAG - Ignored Ride Through Penalty
17.06.47	7 R. DURDIS	#7 Crashed - Turn 5
17.06.48	24 S. GOTTLICH	#24 Crashed - Turn 5
17.07.50	95 J. KORPORAAL	#95 Entered Pit Lane
17.08.39	7 R. DURDIS	#7 Not Actively Competing
17.08.44	24 S. GOTTLICH	#24 Not Actively Competing
17.10.34	24 S. GOTTLICH	#24 Medical Centre
17.10.49	72 J. DESCHOUWER	#72 Crashed - Turn 5
17.11.24	96 S. EMPRIN	#96 Entered Pit Lane
17.16.42		End of Session

Start 16:47
End 17:16

The results are provisional until the end of the time limit for protests and appeals and the completion of the technical checks.

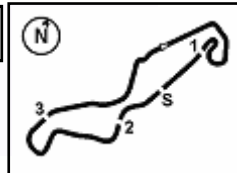
Clerk Of The Course: **Roland Brontsema**
Publication Time: **17:19**

18/04/2026
These data/results cannot be reproduced, stored and/or transmitted in whole or in part by any manner of electronic, mechanical, photocopying, recording, broadcasting or otherwise now known or herein after developed without the previous express consent by the copyright owner, except for reproduction in daily press and regular printed publications on sale to the public within 60 days of the event related to those data/results and always provided that copyright symbol appears together as follows below.



Pirelli Dutch Round, 17-19 April 2026
Riders Standings

	Points	Points From First	Points From Previous	April 19 ASSEN	May 10 SACHSENRING	June 7 BALATON	June 21 BRNO	July 12 SACHSENRING	August 2 OSCHERSLEBEN	September 20 ASSEN								
1 WENZEL Thias (GER)	25			25														
2 URLASS Anina (GER)	20	5		20														
3 SIEGERT Robin (GER)	16	9	4	16														
4 PEKKANEN Domi (FIN)	13	12	3	13														
5 NULAND Ruben (NED)	11	14	2	11														
6 BULTÉ Zenno (BEL)	10	15	1	10														
7 VYSKOCIL Adam (CZE)	9	16	1	9														
8 HINKELMANN Danny (GER)	8	17	1	8														
9 KRZELJ William (FRA)	7	18	1	7														
10 EILERSEN Anton (DEN)	6	19	1	6														
11 DEDEA Tudor (GER)	5	20	1	5														
12 RUDDOLPH Jason (GER)	4	21	1	4														
13 FLIER Levi (NED)	3	22	1	3														
14 PENNINGS Casper (NED)	2	23	1	2														
15 CECH Viktor (CZE)	1	24	1	1														



Pirelli Dutch Round, 17-19 April 2026
Best Sectors & Speed Race 1

RESULTS

			Laps
1	17 T. WENZEL	Honda NSF 250R	14
2	21 A. URLASS	Honda NSF 250R	0.017
3	11 R. SIEGERT	Honda NSF 250R	11.423
4	46 D. PEKKANEN	Honda NSF 250R	11.506
5	88 R. NIJLAND	Honda NSF 250R	11.676
6	58 Z. BULTÉ	Honda NSF 250R	20.544
7	79 A. VYSKOCIL	Honda NSF 250R	26.058
8	14 D. HINKELMANN	Honda NSF 250R	26.491
9	71 W. KRZELJ	Honda NSF 250R	26.553
10	6 A. EILERSEN	Honda NSF 250R	26.555
11	78 T. DEDEA	Honda NSF 250R	28.247
12	93 J. RUDDOLPH	Honda NSF 250R	28.279
13	33 L. FLIER	Honda NSF 250R	28.407
14	4 C. PENNING	Honda NSF 250R	28.733
15	2 V. CECH	Honda NSF 250R	28.795
16	54 M. MASSON	Honda NSF 250R	31.638
17	41 D. DOUMA	Honda NSF 250R	48.738
18	10 L. WOLFF	Honda NSF 250R	56.729
19	12 W. RUBY	Honda NSF 250R	1'23.313
RET	72 J. DESCHOUWER	Honda NSF 250R	2 Laps
RET	24 S. GOTTLICH	Honda NSF 250R	4 Laps
RET	7 R. DURDIS	Honda NSF 250R	4 Laps
DSQ	96 S. EMPRIN	Honda NSF 250R	2 Laps
DSQ	95 J. KORPORAAL	Honda NSF 250R	4 Laps

SPEED

1	95 J. KORPORAAL	Honda NSF 250R	206,9
2	72 J. DESCHOUWER	Honda NSF 250R	204,9
3	4 C. PENNING	Honda NSF 250R	203,8
4	93 J. RUDDOLPH	Honda NSF 250R	203,8
5	14 D. HINKELMANN	Honda NSF 250R	203,8
6	24 S. GOTTLICH	Honda NSF 250R	203,8
7	7 R. DURDIS	Honda NSF 250R	203,8
8	41 D. DOUMA	Honda NSF 250R	203,4
9	54 M. MASSON	Honda NSF 250R	203,4
10	58 Z. BULTÉ	Honda NSF 250R	203,0
11	96 S. EMPRIN	Honda NSF 250R	202,6
12	78 T. DEDEA	Honda NSF 250R	202,6
13	33 L. FLIER	Honda NSF 250R	202,6
14	88 R. NIJLAND	Honda NSF 250R	202,2
15	10 L. WOLFF	Honda NSF 250R	201,9
16	11 R. SIEGERT	Honda NSF 250R	201,9
17	2 V. CECH	Honda NSF 250R	200,4
18	46 D. PEKKANEN	Honda NSF 250R	200,4
19	21 A. URLASS	Honda NSF 250R	199,6
20	17 T. WENZEL	Honda NSF 250R	199,3
21	6 A. EILERSEN	Honda NSF 250R	198,9
22	79 A. VYSKOCIL	Honda NSF 250R	198,9
23	12 W. RUBY	Honda NSF 250R	196,0
24	71 W. KRZELJ	Honda NSF 250R	195,3

SEG. 1

1	17 T. WENZEL	34.556
2	21 A. URLASS	34.596
3	88 R. NIJLAND	34.684
4	24 S. GOTTLICH	34.715
5	96 S. EMPRIN	34.733
6	46 D. PEKKANEN	34.736
7	11 R. SIEGERT	34.801
8	7 R. DURDIS	34.820
9	95 J. KORPORAAL	34.872
10	58 Z. BULTÉ	34.968
11	93 J. RUDDOLPH	34.971
12	79 A. VYSKOCIL	35.049
13	2 V. CECH	35.134
14	4 C. PENNING	35.175
15	33 L. FLIER	35.207
16	78 T. DEDEA	35.212
17	72 J. DESCHOUWER	35.222
18	6 A. EILERSEN	35.246
19	71 W. KRZELJ	35.290
20	14 D. HINKELMANN	35.337
21	54 M. MASSON	35.348
22	41 D. DOUMA	35.653
23	10 L. WOLFF	35.741
24	12 W. RUBY	36.106

SEG. 2

1	95 J. KORPORAAL	17.950
2	24 S. GOTTLICH	18.032
3	7 R. DURDIS	18.062
4	96 S. EMPRIN	18.137
5	46 D. PEKKANEN	18.143
6	11 R. SIEGERT	18.151
7	88 R. NIJLAND	18.160
8	14 D. HINKELMANN	18.282
9	78 T. DEDEA	18.294
10	71 W. KRZELJ	18.306
11	17 T. WENZEL	18.328
12	21 A. URLASS	18.339
13	79 A. VYSKOCIL	18.347
14	58 Z. BULTÉ	18.348
15	4 C. PENNING	18.351
16	33 L. FLIER	18.352
17	93 J. RUDDOLPH	18.419
18	2 V. CECH	18.450
19	54 M. MASSON	18.458
20	6 A. EILERSEN	18.475
21	10 L. WOLFF	18.500
22	72 J. DESCHOUWER	18.527
23	41 D. DOUMA	18.542
24	12 W. RUBY	19.058

SEG. 3

1	46 D. PEKKANEN	28.990
2	17 T. WENZEL	29.050
3	21 A. URLASS	29.161
4	96 S. EMPRIN	29.201
5	88 R. NIJLAND	29.289
6	24 S. GOTTLICH	29.309
7	95 J. KORPORAAL	29.315
8	71 W. KRZELJ	29.389
9	79 A. VYSKOCIL	29.401
10	7 R. DURDIS	29.442
11	11 R. SIEGERT	29.459
12	14 D. HINKELMANN	29.469
13	6 A. EILERSEN	29.469
14	58 Z. BULTÉ	29.490
15	33 L. FLIER	29.581
16	2 V. CECH	29.631
17	93 J. RUDDOLPH	29.693
18	72 J. DESCHOUWER	29.711
19	54 M. MASSON	29.736
20	4 C. PENNING	29.799
21	78 T. DEDEA	29.869
22	41 D. DOUMA	30.137
23	10 L. WOLFF	30.154
24	12 W. RUBY	30.583

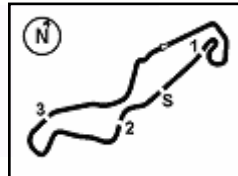
SEG. 4

1	11 R. SIEGERT	25.050
2	95 J. KORPORAAL	25.068
3	17 T. WENZEL	25.121
4	21 A. URLASS	25.131
5	24 S. GOTTLICH	25.188
6	7 R. DURDIS	25.247
7	46 D. PEKKANEN	25.253
8	58 Z. BULTÉ	25.262
9	79 A. VYSKOCIL	25.309
10	88 R. NIJLAND	25.312
11	33 L. FLIER	25.329
12	4 C. PENNING	25.333
13	96 S. EMPRIN	25.386
14	6 A. EILERSEN	25.402
15	78 T. DEDEA	25.427
16	54 M. MASSON	25.434
17	2 V. CECH	25.488
18	93 J. RUDDOLPH	25.501
19	14 D. HINKELMANN	25.502
20	72 J. DESCHOUWER	25.531
21	71 W. KRZELJ	25.556
22	41 D. DOUMA	25.775
23	10 L. WOLFF	26.016
24	12 W. RUBY	26.296

18/04/2026

These data/results cannot be reproduced, stored and/or transmitted in whole or in part by any manner of electronic, mechanical, photocopying, recording, broadcasting or otherwise now known or herein after developed without the previous express consent by the copyright owner, except for reproduction in daily press and regular printed publications on sale to the public within 60 days of the event related to those data/results and always provided that copyright symbol appears together as follows below.

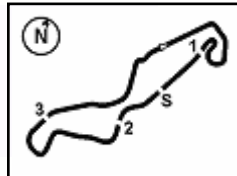
© DORNA WSBK ORGANIZATION Srl 2026



Pirelli Dutch Round, 17-19 April 2026
Lap Chart Race 1

		Lap													
	1	2	3	4	5	6	7	8	9	10	11	12	13	14	
1	7	21	21	21	21	21	21	21	21	21	21	21	21	21	17
2	17	17	7	17	17	24	17	17	17	17	17	17	17	17	21
3	21	7	17	7	7	17	24	7	11	24	96	96	11	11	
4	88	96	88	11	11	7	7	88	88	88	11	11	88	46	
5	96	88	11	88	88	11	11	11	7	7	46	88	46	88	
6	11	24	96	24	24	95	88	24	24	95	88	46	58	58	
7	24	11	24	96	95	88	95	95	95	96	58	58	79	79	
8	58	58	58	95	96	96	96	46	46	11	79	14	14	14	
9	71	79	95	58	46	46	46	96	96	46	14	79	6	71	
10	79	71	71	46	58	58	58	58	58	58	71	6	71	6	
11	14	14	79	71	71	79	14	14	6	79	6	71	78	78	
12	46	95	46	14	79	14	71	71	79	14	78	78	93	93	
13	6	46	14	79	14	71	79	79	71	71	33	93	33	33	
14	95	6	6	6	6	6	6	14	6	93	33	4	4	4	
15	54	54	33	78	78	78	78	78	93	78	4	4	2	2	
16	33	33	78	33	93	93	93	93	78	4	2	2	54	54	
17	4	78	93	93	33	33	4	4	4	33	72	54	41	41	
18	72	93	54	4	2	4	33	33	33	93	54	72	10	10	
19	93	4	4	2	4	72	72	72	2	2	41	41	12	12	
20	78	72	72	54	54	2	2	2	54	72	10	10			
21	2	2	2	72	72	54	54	54	72	54	12	12			
22	41	41	41	41	41	41	41	41	41	41					
23	10	10	10	10	10	10	10	10	10	10					
24	12	12	12	12	12	12	12	12	12	12					

Final Result		
1	17 T. WENZEL	Laps 14
2	21 A. URLASS	0.017
3	11 R. SIEGERT	11.423
4	46 D. PEKKANEN	11.506
5	88 R. NJULAND	11.676
6	58 Z. BULTÉ	20.544
7	79 A. VYSKOCIL	26.058
8	14 D. HINKELMANN	26.491
9	71 W. KRZELJ	26.553
10	6 A. EILERSEN	26.555
11	78 T. DEDEA	28.247
12	93 J. RUDDOLPH	28.279
13	33 L. FLIER	28.407
14	4 C. PENNINGES	28.733
15	2 V. CECH	28.795
16	54 M. MASSON	31.638
17	41 D. DOUMA	48.738
18	10 L. WOLFF	56.729
19	12 W. RUBY	1'23.313
RET	72 J. DESCHOUWER	2 Laps
RET	24 S. GOTTLICH	4 Laps
RET	7 R. DURDIS	4 Laps
DSQ	96 S. EMPRIN	2 Laps
DSQ	95 J. KORPORAAL	4 Laps



Pirelli Dutch Round, 17-19 April 2026
Lap Chart Race 1

Lap 1

1	7	R.Durdis	1'54.821
2	17	T.Wenzel	0.153
3	21	A.Urlass	0.679
4	88	R.Nijland	0.868
5	96	S.Emprin	0.964
6	11	R.Siegert	1.002
7	24	S.Gottlich	1.192
8	58	Z.Bulté	1.413
9	71	W.Krzelj	1.766
10	79	A.Vyskocil	1.814
11	14	D.Hinkelmann	1.950
12	46	D.Pekkanen	2.246
13	6	A.Eilersen	2.300
14	95	J.Korporaal	2.451
15	54	M.Masson	2.910
16	33	L.Flier	3.125
17	4	C.Pennings	3.363
18	72	J.Deschouwer	3.618
19	93	J.Rudolph	3.792
20	78	T.Dedea	4.204
21	2	V.Cech	4.303
22	41	D.Douma	4.621
23	10	L.Wolff	5.121
24	12	W.Ruby	6.143

21	2	V.Cech	6.714
22	41	D.Douma	8.085
23	10	L.Wolff	10.797
24	12	W.Ruby	14.741

Lap 4

1	21	A.Urlass	7'20.381
2	17	T.Wenzel	0.231
3	7	R.Durdis	0.364
4	11	R.Siegert	0.654
5	88	R.Nijland	0.901
6	24	S.Gottlich	1.263
7	96	S.Emprin	1.487
8	95	J.Korporaal	1.899
9	58	Z.Bulté	2.408
10	46	D.Pekkanen	2.684
11	71	W.Krzelj	3.435
12	14	D.Hinkelmann	4.693
13	79	A.Vyskocil	4.760
14	6	A.Eilersen	4.897
15	78	T.Dedea	7.868
16	33	L.Flier	7.956
17	93	J.Rudolph	8.011
18	4	C.Pennings	8.525
19	2	V.Cech	8.611
20	54	M.Masson	8.759
21	72	J.Deschouwer	8.931
22	41	D.Douma	10.418
23	10	L.Wolff	13.932
24	12	W.Ruby	19.913

Lap 2

1	21	A.Urlass	3'43.926
2	17	T.Wenzel	0.181
3	7	R.Durdis	0.305
4	96	S.Emprin	0.546
5	88	R.Nijland	0.918
6	24	S.Gottlich	1.068
7	11	R.Siegert	1.104
8	58	Z.Bulté	1.188
9	79	A.Vyskocil	1.437
10	71	W.Krzelj	1.636
11	14	D.Hinkelmann	2.231
12	95	J.Korporaal	2.290
13	46	D.Pekkanen	2.369
14	6	A.Eilersen	2.439
15	54	M.Masson	3.852
16	33	L.Flier	3.942
17	78	T.Dedea	4.350
18	93	J.Rudolph	4.447
19	4	C.Pennings	4.659
20	72	J.Deschouwer	4.771
21	2	V.Cech	5.107
22	41	D.Douma	5.851
23	10	L.Wolff	7.217
24	12	W.Ruby	9.748

Lap 5

1	21	A.Urlass	9'08.630
2	17	T.Wenzel	0.180
3	7	R.Durdis	0.301
4	11	R.Siegert	0.402
5	88	R.Nijland	0.687
6	24	S.Gottlich	0.915
7	95	J.Korporaal	1.294
8	96	S.Emprin	1.385
9	46	D.Pekkanen	2.464
10	58	Z.Bulté	2.768
11	71	W.Krzelj	5.726
12	79	A.Vyskocil	5.770
13	14	D.Hinkelmann	6.060
14	6	A.Eilersen	6.286
15	78	T.Dedea	9.716
16	93	J.Rudolph	9.773
17	33	L.Flier	9.847
18	2	V.Cech	10.028
19	4	C.Pennings	10.281
20	54	M.Masson	10.642
21	72	J.Deschouwer	10.752
22	41	D.Douma	12.963
23	10	L.Wolff	17.436
24	12	W.Ruby	24.926

Lap 3

1	21	A.Urlass	5'32.224
2	7	R.Durdis	0.267
3	17	T.Wenzel	0.559
4	88	R.Nijland	1.020
5	11	R.Siegert	1.279
6	96	S.Emprin	1.317
7	24	S.Gottlich	1.463
8	58	Z.Bulté	1.505
9	95	J.Korporaal	2.278
10	71	W.Krzelj	2.963
11	79	A.Vyskocil	3.002
12	46	D.Pekkanen	3.064
13	14	D.Hinkelmann	3.359
14	6	A.Eilersen	3.516
15	33	L.Flier	5.678
16	78	T.Dedea	5.721
17	93	J.Rudolph	5.858
18	54	M.Masson	6.184
19	4	C.Pennings	6.312
20	72	J.Deschouwer	6.610

Lap 6

1	21	A.Urlass	10'56.782
2	24	S.Gottlich	0.315
3	17	T.Wenzel	0.377
4	7	R.Durdis	0.536
5	11	R.Siegert	0.640
6	95	J.Korporaal	1.076
7	88	R.Nijland	1.540
8	96	S.Emprin	1.760
9	46	D.Pekkanen	2.297
10	58	Z.Bulté	3.039
11	79	A.Vyskocil	7.715
12	14	D.Hinkelmann	8.207
13	71	W.Krzelj	8.248
14	6	A.Eilersen	8.301
15	78	T.Dedea	11.533

16	93	J.Rudolph	11.992
17	33	L.Flier	12.156
18	4	C.Pennings	12.393
19	72	J.Deschouwer	12.575
20	2	V.Cech	12.709
21	54	M.Masson	12.792
22	41	D.Douma	16.293
23	10	L.Wolff	20.754
24	12	W.Ruby	30.253

Lap 7

1	21	A.Urlass	12'44.376
2	17	T.Wenzel	0.268
3	24	S.Gottlich	1.451
4	7	R.Durdis	1.494
5	11	R.Siegert	1.612
6	88	R.Nijland	1.981
7	95	J.Korporaal	2.008
8	96	S.Emprin	2.566
9	46	D.Pekkanen	2.575
10	58	Z.Bulté	4.444
11	14	D.Hinkelmann	9.676
12	71	W.Krzelj	9.992
13	79	A.Vyskocil	10.112
14	6	A.Eilersen	10.548
15	78	T.Dedea	13.688
16	93	J.Rudolph	13.728
17	4	C.Pennings	14.151
18	33	L.Flier	14.409
19	72	J.Deschouwer	14.513
20	2	V.Cech	14.703
21	54	M.Masson	15.055
22	41	D.Douma	20.144
23	10	L.Wolff	25.488
24	12	W.Ruby	38.535

Lap 8

1	21	A.Urlass	14'32.044
2	17	T.Wenzel	0.130
3	7	R.Durdis	2.218
4	88	R.Nijland	2.603
5	11	R.Siegert	2.669
6	24	S.Gottlich	2.768
7	95	J.Korporaal	2.772
8	46	D.Pekkanen	3.007
9	96	S.Emprin	3.722
10	58	Z.Bulté	6.043
11	14	D.Hinkelmann	11.951
12	71	W.Krzelj	12.214
13	79	A.Vyskocil	12.253
14	6	A.Eilersen	12.274
15	78	T.Dedea	15.811
16	93	J.Rudolph	15.878
17	4	C.Pennings	15.993
18	33	L.Flier	16.241
19	72	J.Deschouwer	16.343
20	2	V.Cech	16.512
21	54	M.Masson	16.804
22	41	D.Douma	24.067
23	10	L.Wolff	29.127
24	12	W.Ruby	44.367

Lap 9

1	21	A.Urlass	16'19.519
2	17	T.Wenzel	0.133
3	11	R.Siegert	3.268
4	88	R.Nijland	3.482
5	7	R.Durdis	3.535
6	24	S.Gottlich	3.688
7	95	J.Korporaal	3.780
8	46	D.Pekkanen	4.195
9	96	S.Emprin	4.491
10	58	Z.Bulté	7.858

Lap 10

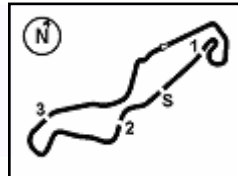
1	21	A.Urlass	18'06.836
2	17	T.Wenzel	0.207
3	24	S.Gottlich	4.987
4	88	R.Nijland	5.057
5	7	R.Durdis	5.119
6	95	J.Korporaal	5.220
7	96	S.Emprin	5.411
8	11	R.Siegert	5.541
9	46	D.Pekkanen	5.663
10	58	Z.Bulté	9.842
11	79	A.Vyskocil	17.598
12	14	D.Hinkelmann	17.841
13	71	W.Krzelj	18.195
14	6	A.Eilersen	18.239
15	78	T.Dedea	20.448
16	4	C.Pennings	21.073
17	33	L.Flier	21.081
18	93	J.Rudolph	21.108
19	2	V.Cech	21.200
20	72	J.Deschouwer	21.448
21	54	M.Masson	21.561
22	41	D.Douma	31.826
23	10	L.Wolff	37.297
24	12	W.Ruby	56.044

Lap 11

1	21	A.Urlass	19'54.411
2	17	T.Wenzel	0.097
3	96	S.Emprin	7.335
4	11	R.Siegert	7.411
5	46	D.Pekkanen	7.586
6	88	R.Nijland	7.828
7	58	Z.Bulté	12.202
8	79	A.Vyskocil	19.627
9	14	D.Hinkelmann	19.782
10	71	W.Krzelj	20.372
11	6	A.Eilersen	20.418
12	78	T.Dedea	22.605
13	33	L.Flier	23.390
14	93	J.Rudolph	23.553
15	4	C.Pennings	23.597
16	2	V.Cech	23.773
17	72	J.Deschouwer	23.999
18	54	M.Masson	24.098
19	41	D.Douma	35.904
20	10	L.Wolff	41.736
21	12	W.Ruby	1'02.955

Lap 12

1	21	A.Urlass	21'41.911
2	17	T.Wenzel	0.101
3	96	S.Emprin	8.535
4	11	R.Siegert	8.786
5	88	R.Nijland	9.297
6	46	D.Pekkanen	9.398
7	58	Z.Bulté	14.858
8	14	D.Hinkelmann	21.702



Pirelli Dutch Round, 17-19 April 2026
Lap Chart Race 1

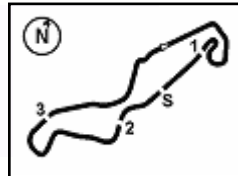
9	79	A.Vyskocil	21.802
10	6	A.Eilersen	22.034
11	71	W.Krzelj	22.457
12	78	T.Dedea	24.801
13	93	J.Rudolph	25.243
14	33	L.Flier	25.348
15	4	C.Pennings	25.591
16	2	V.Cech	25.805
17	54	M.Masson	26.052
18	72	J.Deschouwer	26.208
19	41	D.Douma	40.230
20	10	L.Wolff	46.684
21	12	W.Ruby	1'10.702

Lap 13

1	21	A.Urlass	23'29.372
2	17	T.Wenzel	0.137
3	11	R.Siegert	10.190
4	88	R.Nijland	10.452
5	46	D.Pekkanen	10.658
6	58	Z.Bulté	17.705
7	79	A.Vyskocil	24.131
8	14	D.Hinkelmann	24.405
9	6	A.Eilersen	24.461
10	71	W.Krzelj	24.604
11	78	T.Dedea	26.783
12	93	J.Rudolph	26.803
13	33	L.Flier	26.930
14	4	C.Pennings	27.394
15	2	V.Cech	27.532
16	54	M.Masson	28.667
17	41	D.Douma	44.757
18	10	L.Wolff	52.242
19	12	W.Ruby	1'16.923

Lap 14

1	17	T.Wenzel	25'17.168
2	21	A.Urlass	0.017
3	11	R.Siegert	11.423
4	46	D.Pekkanen	11.506
5	88	R.Nijland	11.676
6	58	Z.Bulté	20.544
7	79	A.Vyskocil	26.058
8	14	D.Hinkelmann	26.491
9	71	W.Krzelj	26.553
10	6	A.Eilersen	26.555
11	78	T.Dedea	28.247
12	93	J.Rudolph	28.279
13	33	L.Flier	28.407
14	4	C.Pennings	28.733
15	2	V.Cech	28.795
16	54	M.Masson	31.638
17	41	D.Douma	48.738
18	10	L.Wolff	56.729
19	12	W.Ruby	1'23.313

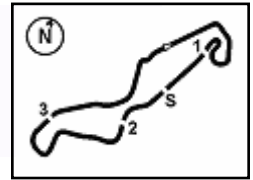


Pirelli Dutch Round, 17-19 April 2026
Lap Chart Race 1

Race Pace Comparison

	17 Wen	21 Uri	11 Sie	46 Pek	88 Nij	58 Bul	79 Vys	14 Hin	71 Krz	6 Etl	78 Ded	93 Rud	33 Fli	4 Pen
1	1'54.974	1'55.500	1'55.823	1'57.067	1'55.689	1'56.234	1'56.635	1'56.771	1'56.587	1'57.121	1'59.025	1'58.613	1'57.946	1'58.184
2	1'49.133	1'48.426	1'49.207	1'49.228	1'49.155	1'48.880	1'48.728	1'49.386	1'48.975	1'49.244	1'49.251	1'49.760	1'49.922	1'50.401
3	1'48.676	1'48.298	1'48.473	1'48.993	1'48.400	1'48.615	1'49.863	1'49.426	1'49.625	1'49.375	1'49.669	1'49.709	1'50.034	1'49.951
4	1'47.829	1'48.157	1'47.532	1'47.777	1'48.038	1'49.060	1'49.915	1'49.491	1'48.629	1'49.538	1'50.304	1'50.310	1'50.435	1'50.370
5	1'48.198	1'48.249	1'47.997	1'48.029	1'48.035	1'48.609	1'49.259	1'49.616	1'50.540	1'49.638	1'50.097	1'50.011	1'50.140	1'50.005
6	1'48.349	1'48.152	1'48.390	1'47.985	1'49.005	1'48.423	1'50.097	1'50.299	1'50.674	1'50.167	1'49.969	1'50.371	1'50.461	1'50.264
7	1'47.485	1'47.594	1'48.566	1'47.872	1'48.035	1'48.999	1'49.991	1'49.063	1'49.338	1'49.841	1'49.749	1'49.330	1'49.847	1'49.352
8	1'47.530	1'47.668	1'48.725	1'48.100	1'48.290	1'49.267	1'49.809	1'49.943	1'49.890	1'49.394	1'49.791	1'49.818	1'49.500	1'49.510
9	1'47.478	1'47.475	1'48.074	1'48.663	1'48.354	1'49.290	1'49.937	1'50.819	1'50.446	1'49.837	1'50.006	1'49.841	1'50.050	1'50.068
10	1'47.391	1'47.317	1'49.590	1'48.785	1'48.892	1'49.301	1'50.200	1'49.863	1'50.327	1'50.920	1'49.423	1'50.181	1'49.582	1'49.804
11	1'47.465	1'47.575	1'49.445	1'49.498	1'50.346	1'49.935	1'49.604	1'49.516	1'49.752	1'49.754	1'49.732	1'50.020	1'49.884	1'50.099
12	1'47.504	1'47.500	1'48.875	1'49.312	1'48.969	1'50.156	1'49.675	1'49.420	1'49.585	1'49.116	1'49.696	1'49.190	1'49.458	1'49.494
13	1'47.497	1'47.461	1'48.865	1'48.721	1'48.616	1'50.308	1'49.790	1'50.164	1'49.608	1'49.888	1'49.443	1'49.021	1'49.043	1'49.264
14	1'47.659	1'47.813	1'49.029	1'48.644	1'49.020	1'50.635	1'49.723	1'49.882	1'49.745	1'49.890	1'49.260	1'49.272	1'49.273	1'49.135

	2 Cec	54 Mas	41 Dou	10 Wol	12 Rub	96 Emp	72 Des	24 Got	7 Dur	95 Kor
1	1'59.124	1'57.731	1'59.442	1'59.942	2'00.964	1'55.785	1'58.439	1'56.013	1'54.821	1'57.272
2	1'49.909	1'50.047	1'50.335	1'51.201	1'52.710	1'48.687	1'50.258	1'48.981	1'49.410	1'48.944
3	1'49.905	1'50.630	1'50.532	1'51.878	1'53.291	1'49.069	1'50.137	1'48.693	1'48.260	1'48.286
4	1'50.054	1'50.732	1'50.490	1'51.292	1'53.329	1'48.327	1'50.478	1'47.957	1'48.254	1'47.778
5	1'49.666	1'50.132	1'50.794	1'51.753	1'53.262	1'48.147	1'50.070	1'47.901	1'48.186	1'47.644
6	1'50.833	1'50.302	1'51.482	1'51.470	1'53.479	1'48.527	1'49.975	1'47.552	1'48.387	1'47.934
7	1'49.588	1'49.857	1'51.445	1'52.328	1'55.876	1'48.400	1'49.532	1'48.730	1'48.552	1'48.526
8	1'49.477	1'49.417	1'51.591	1'51.307	1'53.500	1'48.824	1'49.498	1'48.985	1'48.392	1'48.432
9	1'49.855	1'49.697	1'51.251	1'51.509	1'53.182	1'48.244	1'50.388	1'48.395	1'48.792	1'48.483
10	1'49.625	1'49.852	1'51.300	1'51.453	1'53.287	1'48.237	1'49.509	1'48.616	1'48.901	1'48.757
11	1'50.148	1'50.112	1'51.653	1'52.014	1'54.486	1'49.499	1'50.126			
12	1'49.532	1'49.454	1'51.826	1'52.448	1'55.247	1'48.700	1'49.709			
13	1'49.188	1'50.076	1'51.988	1'53.019	1'53.682					
14	1'49.059	1'50.767	1'51.777	1'52.283	1'54.186					



Pirelli Dutch Round, 17-19 April 2026
Chronological Analysis Race 1

Start at 16:47:48.766

1 / 4

1° 17 T. WENZEL [1'47.391]							
Lap	Seg1	Seg2	Seg3	Seg4	Lap Time	km/h	Local Time
1		18.672	30.034	25.841	1'54.974	193,5	16:49'43.740
2	35.156	18.504	30.031	25.442	1'49.133	196,0	16:51'32.873
3	34.880	18.582	29.722	25.492	1'48.676	196,4	16:53'21.549
4	34.701	18.375	29.441	25.312	1'47.829	198,5	16:55'09.378
5	35.238	18.328	29.297	25.335	1'48.198	199,3	16:56'57.576
6	34.866	18.509	29.364	25.610	1'48.349	197,4	16:58'45.925
7	34.556	18.403	29.364	25.162	1'47.485	194,2	17:00'33.410
8	34.589	18.405	29.219	25.317	1'47.530	197,4	17:02'20.940
9	34.612	18.421	29.324	25.121	1'47.478	195,7	17:04'08.418
10	34.635	18.329	29.182	25.245	1'47.391	199,3	17:05'55.809
11	34.668	18.477	29.112	25.208	1'47.465	196,0	17:07'43.274
12	34.692	18.385	29.218	25.209	1'47.504	197,1	17:09'30.778
13	34.658	18.370	29.282	25.187	1'47.497	198,2	17:11'18.275
14	34.705	18.334	29.050	25.570	1'47.659	197,8	17:13'05.934
Race Time 25'17.168							

11	35.741	18.713	29.596	25.448	1'49.498	196,4	17:07'50.763
12	35.048	18.509	29.469	26.286	1'49.312	194,6	17:09'40.075
13	35.060	18.561	29.326	25.774	1'48.721	194,2	17:11'28.796
14	35.034	18.281	29.611	25.718	1'48.644	197,1	17:13'17.440
Race Time 25'28.674							

2° 21 A. URLASS [1'47.317]							
Lap	Seg1	Seg2	Seg3	Seg4	Lap Time	km/h	Local Time
1		18.567	29.631	25.678	1'55.500	197,4	16:49'44.266
2	34.954	18.339	29.761	25.372	1'48.426	199,6	16:51'32.692
3	34.931	18.582	29.426	25.359	1'48.298	196,4	16:53'20.990
4	34.890	18.455	29.499	25.313	1'48.157	196,7	16:55'09.147
5	34.944	18.521	29.421	25.363	1'48.249	195,7	16:56'57.396
6	34.867	18.569	29.419	25.297	1'48.152	195,3	16:58'45.548
7	34.645	18.424	29.333	25.192	1'47.594	194,9	17:00'33.142
8	34.596	18.556	29.259	25.257	1'47.668	194,2	17:02'20.810
9	34.638	18.392	29.218	25.227	1'47.475	196,7	17:04'08.285
10	34.613	18.396	29.177	25.131	1'47.317	196,4	17:05'55.602
11	34.619	18.445	29.332	25.179	1'47.575	194,9	17:07'43.177
12	34.670	18.400	29.265	25.165	1'47.500	195,3	17:09'30.677
13	34.611	18.416	29.248	25.186	1'47.461	195,7	17:11'18.138
14	34.622	18.404	29.161	25.626	1'47.813	195,7	17:13'05.951
Race Time 25'17.185							

5° 88 R. NIJLAND [1'48.035]							
Lap	Seg1	Seg2	Seg3	Seg4	Lap Time	km/h	Local Time
1		18.568	29.631	25.752	1'55.689	197,1	16:49'44.455
2	35.093	18.281	29.680	26.101	1'49.155	199,6	16:51'33.610
3	34.899	18.160	29.929	25.412	1'48.400	200,4	16:53'22.010
4	34.777	18.296	29.466	25.499	1'48.038	199,3	16:55'10.048
5	34.954	18.399	29.370	25.312	1'48.035	201,1	16:56'58.083
6	35.081	18.373	29.696	25.855	1'49.005	201,1	16:58'47.088
7	34.884	18.173	29.289	25.689	1'48.035	202,2	17:00'35.123
8	34.827	18.231	29.607	25.625	1'48.290	200,4	17:02'23.413
9	35.178	18.229	29.447	25.500	1'48.354	201,5	17:04'11.767
10	34.684	18.639	29.742	25.827	1'48.892	195,7	17:06'00.659
11	35.970	18.737	29.785	25.854	1'50.346	193,9	17:07'51.005
12	35.197	18.457	29.699	25.616	1'48.969	199,3	17:09'39.974
13	35.333	18.281	29.380	25.622	1'48.616	201,1	17:11'28.590
14	35.134	18.415	29.711	25.760	1'49.020	198,2	17:13'17.610
Race Time 25'28.844							

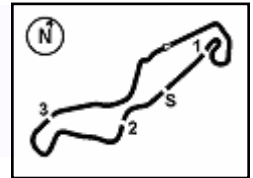
3° 11 R. SIEGERT [1'47.532]							
Lap	Seg1	Seg2	Seg3	Seg4	Lap Time	km/h	Local Time
1		18.773	29.640	25.518	1'55.823	194,9	16:49'44.589
2	35.555	18.263	29.810	25.579	1'49.207	199,6	16:51'33.796
3	35.061	18.241	29.676	25.495	1'48.473	199,6	16:53'22.269
4	34.801	18.151	29.461	25.119	1'47.532	198,5	16:55'09.801
5	34.917	18.337	29.501	25.242	1'47.997	199,6	16:56'57.798
6	35.168	18.297	29.875	25.050	1'48.390	198,9	16:58'46.188
7	35.105	18.283	29.771	25.407	1'48.566	199,3	17:00'34.754
8	34.953	18.352	29.739	25.681	1'48.725	201,9	17:02'23.479
9	34.955	18.257	29.459	25.403	1'48.074	196,7	17:04'11.553
10	35.310	18.347	29.847	26.086	1'49.590	201,1	17:06'01.143
11	35.734	18.726	29.629	25.356	1'49.445	196,7	17:07'50.588
12	35.130	18.757	29.545	25.443	1'48.875	195,7	17:09'39.463
13	35.355	18.346	29.695	25.469	1'48.865	199,6	17:11'28.328
14	35.104	18.508	29.704	25.713	1'49.029	197,4	17:13'17.357
Race Time 25'28.591							

6° 58 Z. BULTÉ [1'48.423]							
Lap	Seg1	Seg2	Seg3	Seg4	Lap Time	km/h	Local Time
1		18.357	29.674	25.432	1'56.234	203,0	16:49'45.000
2	35.585	18.349	29.568	25.378	1'48.880	200,0	16:51'33.880
3	35.481	18.382	29.490	25.262	1'48.615	198,5	16:53'22.495
4	35.727	18.426	29.576	25.331	1'49.060	197,4	16:55'11.555
5	35.033	18.348	29.696	25.532	1'48.609	198,2	16:57'00.164
6	35.059	18.364	29.617	25.383	1'48.423	198,9	16:58'48.587
7	34.968	18.450	29.918	25.663	1'48.999	195,3	17:00'37.586
8	35.276	18.549	29.832	25.610	1'49.267	194,2	17:02'26.853
9	35.274	18.557	29.864	25.595	1'49.290	193,5	17:04'16.143
10	35.333	18.611	29.803	25.554	1'49.301	193,9	17:06'05.444
11	35.565	18.680	30.005	25.685	1'49.935	193,9	17:07'55.379
12	35.518	18.731	30.144	25.763	1'50.156	192,5	17:09'45.535
13	35.663	18.736	30.120	25.789	1'50.308	193,9	17:11'35.843
14	35.940	18.630	30.075	25.990	1'50.635	193,2	17:13'26.478
Race Time 25'37.712							

4° 46 D. PEKKANEN [1'47.777]							
Lap	Seg1	Seg2	Seg3	Seg4	Lap Time	km/h	Local Time
1		18.557	29.535	25.885	1'57.067	197,1	16:49'45.833
2	35.655	18.255	29.288	26.030	1'49.228	198,2	16:51'35.061
3	35.390	18.450	29.560	25.593	1'48.993	200,4	16:53'24.054
4	35.034	18.217	29.273	25.253	1'47.777	195,3	16:55'11.831
5	35.061	18.285	29.265	25.418	1'48.029	196,0	16:56'59.860
6	34.966	18.338	29.307	25.374	1'47.985	196,0	16:58'47.845
7	34.736	18.204	29.196	25.736	1'47.872	195,7	17:00'35.717
8	35.033	18.286	28.990	25.791	1'48.100	196,4	17:02'23.817
9	35.020	18.381	29.483	25.779	1'48.663	195,7	17:04'12.480
10	35.025	18.143	29.504	26.113	1'48.785	200,0	17:06'01.265

7° 79 A. VYSKOCIL [1'48.728]							
Lap	Seg1	Seg2	Seg3	Seg4	Lap Time	km/h	Local Time
1		18.609	29.763	26.032	1'56.635	196,7	16:49'45.401
2	35.671	18.347	29.401	25.309	1'48.728	198,9	16:51'34.129
3	35.918	18.658	29.691	25.596	1'49.863	193,5	16:53'23.992
4	35.890	18.741	29.801	25.483	1'49.915	191,8	16:55'13.907
5	35.624	18.371	29.789	25.475	1'49.259	192,5	16:57'03.166
6	35.428	18.708	30.259	25.702	1'50.097	191,5	16:58'53.263
7	35.049	18.793	29.942	26.207	1'49.991	189,8	17:00'43.254
8	35.408	18.811	30.116	25.474	1'49.809	193,5	17:02'33.063
9	35.390	18.530	29.959	26.058	1'49.937	193,9	17:04'23.000
10	35.686	19.045	29.850	25.619	1'50.200	189,5	17:06'13.200
11	35.542	18.807	29.800	25.455	1'49.604	189,5	17:08'02.804
12	35.404	18.588	30.151	25.532	1'49.675	190,8	17:09'52.479
13	35.742	18.530	30.087	25.431	1'49.790	191,5	17:11'42.269
14	35.214	18.783	30.057	25.669	1'49.723	188,2	17:13'31.992
Race Time 25'43.226							

8° 14 D. HINKELMANN [1'49.063]							
Lap	Seg1	Seg2	Seg3	Seg4	Lap Time	km/h	Local Time
1		18.565	29.855	25.676	1'56.771	202,6	16:49'45.537
2	35.611	18.363	29.469	25.943	1'49.386	198,9	16:51'34.923
3	35.725	18.474	29.725	25.502	1'49.426	203,8	16:53'24.349
4	35.778	18.399	29.785	25.529	1'49.491	201,9	16:55'13.840
5	35.776	18.282	29.884	25.674	1'49.616	200,0	16:57'03.456



TT Circuit Assen 4.542 m

Pirelli Dutch Round, 17-19 April 2026
Chronological Analysis Race 1

Start at 16:47:48.766

2 / 4

6	35.703	18.409	30.071	26.116	1'50.299	201,5	16:58'53.755	1		18.699	29.907	25.690	1'58.613	201,9	16:49'47.379
7	35.339	18.481	29.695	25.548	1'49.063	197,1	17:00'42.818	2	35.419	18.437	30.062	25.842	1'49.760	203,8	16:51'37.139
8	35.639	18.781	29.842	25.681	1'49.943	194,6	17:02'32.761	3	35.583	18.446	30.179	25.501	1'49.709		16:53'26.848
9	35.520	18.576	29.783	26.940	1'50.819	194,2	17:04'23.580	4	35.653	18.498	29.984	26.175	1'50.310	196,7	16:55'17.158
10	35.420	18.832	29.808	25.803	1'49.863	192,5	17:06'13.443	5	35.746	18.510	30.002	25.753	1'50.011	197,4	16:57'07.169
11	35.429	18.561	29.751	25.775	1'49.516	195,3	17:08'02.959	6	35.421	18.794	30.153	26.003	1'50.371	195,3	16:58'57.540
12	35.393	18.425	30.026	25.576	1'49.420	195,7	17:09'52.379	7	34.994	18.704	29.857	25.775	1'49.330	196,4	17:00'46.870
13	35.909	18.457	29.884	25.914	1'50.164	194,9	17:11'42.543	8	35.443	18.712	29.985	25.678	1'49.818	194,6	17:02'36.688
14	35.337	18.525	29.991	26.029	1'49.882	198,5	17:13'32.425	9	35.516	18.587	30.011	25.727	1'49.841	194,9	17:04'26.529

Race Time 25'43.659

9° 71 W. KRZELI [1'48.629]							
Lap	Seg.1	Seg.2	Seg.3	Seg.4	Lap Time	km/h	Local Time
1		18.968	29.714	25.936	1'56.587	192,2	16:49'45.353
2	35.390	18.406	29.424	25.755	1'48.975	194,6	16:51'34.328
3	35.591	18.891	29.587	25.566	1'49.625	190,5	16:53'23.953
4	35.368	18.306	29.389	25.566	1'48.629	194,9	16:55'12.582
5	36.026	18.896	29.639	25.979	1'50.540	189,1	16:57'03.122
6	35.696	18.480	30.322	26.176	1'50.674	192,5	16:58'53.796
7	35.416	18.710	29.455	25.757	1'49.338	190,5	17:00'43.134
8	35.351	18.813	29.992	25.734	1'49.890	190,8	17:02'33.024
9	35.568	18.496	29.563	26.819	1'50.446	195,3	17:04'23.470
10	35.332	18.655	30.009	26.331	1'50.327	192,2	17:06'13.797
11	35.290	18.555	29.735	26.172	1'49.752	192,2	17:08'03.549
12	35.456	18.450	29.754	25.925	1'49.585	194,6	17:09'53.134
13	35.290	18.515	29.794	26.009	1'49.608	194,6	17:11'42.742
14	35.330	18.338	29.877	26.200	1'49.745	194,2	17:13'32.487

Race Time 25'43.721

10° 6 A. EILERSEN [1'49.116]							
Lap	Seg.1	Seg.2	Seg.3	Seg.4	Lap Time	km/h	Local Time
1		18.870	29.553	25.695	1'57.121	198,9	16:49'45.887
2	35.714	18.659	29.469	25.402	1'49.244	197,1	16:51'35.131
3	35.645	18.475	29.650	25.605	1'49.375		16:53'24.506
4	35.384	18.906	29.683	25.565	1'49.538	190,5	16:55'14.044
5	35.403	18.759	29.670	25.806	1'49.638	189,5	16:57'03.682
6	35.248	18.850	30.018	26.051	1'50.167	191,5	16:58'53.849
7	35.423	19.009	29.690	25.719	1'49.841	188,2	17:00'43.690
8	35.415	18.709	29.610	25.660	1'49.394	192,2	17:02'33.084
9	35.565	18.600	29.627	26.045	1'49.837	196,4	17:04'22.921
10	35.699	18.995	29.850	26.376	1'50.920	189,8	17:06'13.841
11	35.527	18.621	29.670	25.936	1'49.754	192,5	17:08'03.595
12	35.246	18.738	29.565	25.567	1'49.116	189,8	17:09'52.711
13	35.422	19.009	29.827	25.630	1'49.888	188,8	17:11'42.599
14	35.585	18.593	29.671	26.041	1'49.890	193,2	17:13'32.489

Race Time 25'43.723

11° 78 T. DEDEA [1'49.251]							
Lap	Seg.1	Seg.2	Seg.3	Seg.4	Lap Time	km/h	Local Time
1		18.885	30.107	25.628	1'59.025	202,6	16:49'47.791
2	35.588	18.307	29.929	25.427	1'49.251	199,6	16:51'37.042
3	35.472	18.575	29.959	25.663	1'49.669		16:53'26.711
4	35.710	18.838	29.869	25.887	1'50.304	192,5	16:55'17.015
5	35.593	18.467	30.415	25.622	1'50.097	191,2	16:57'07.112
6	35.550	18.665	30.220	25.534	1'49.969	194,2	16:58'57.081
7	35.233	18.560	30.130	25.826	1'49.749	190,5	17:00'46.830
8	35.578	18.571	29.979	25.663	1'49.791	194,6	17:02'36.621
9	35.917	18.467	29.914	25.708	1'50.006	197,1	17:04'26.627
10	35.212	18.728	29.879	25.604	1'49.423		17:06'16.050
11	35.377	18.640	30.099	25.616	1'49.732	191,8	17:08'05.782
12	35.394	18.499	30.088	25.715	1'49.696	192,2	17:09'55.478
13	35.236	18.669	29.873	25.665	1'49.443	191,5	17:11'44.921
14	35.294	18.294	30.107	25.565	1'49.260	196,0	17:13'34.181

Race Time 25'45.415

12° 93 J. RUDDLPH [1'49.021]							
Lap	Seg.1	Seg.2	Seg.3	Seg.4	Lap Time	km/h	Local Time

10	35.263	18.819	29.894	26.205	1'50.181		17:06'16.710
11	35.750	18.529	29.693	26.048	1'50.020	196,4	17:08'06.730
12	35.327	18.419	29.934	25.510	1'49.190	197,8	17:09'55.920
13	34.971	18.501	30.002	25.547	1'49.021	197,1	17:11'44.941
14	35.167	18.456	30.088	25.561	1'49.272	196,7	17:13'34.213

Race Time 25'45.447

13° 33 L. FLIER [1'49.043]							
Lap	Seg.1	Seg.2	Seg.3	Seg.4	Lap Time	km/h	Local Time
1		18.632	30.141	25.533	1'57.946	202,6	16:49'46.712
2	35.807	18.652	29.983	25.480	1'49.922	201,5	16:51'36.634
3	35.587	18.578	30.035	25.834	1'50.034		16:53'26.668
4	35.724	18.712	29.938	26.061	1'50.435	193,2	16:55'17.103
5	35.882	18.521	30.180	25.557	1'50.140	197,1	16:57'07.243
6	35.774	18.523	30.120	26.044	1'50.461	200,4	16:58'57.704
7	35.392	18.786	29.997	25.672	1'49.847	198,2	17:00'47.551
8	35.831	18.635	29.581	25.453	1'49.500	200,0	17:02'37.051
9	35.713	18.412	29.847	26.078	1'50.050	201,9	17:04'27.101
10	35.254	18.504	29.950	25.874	1'49.582		17:06'16.683
11	35.457	18.533	29.997	25.897	1'49.884	195,3	17:08'06.567
12	35.658	18.352	29.890	25.558	1'49.458	200,0	17:09'56.025
13	35.207	18.414	29.807	25.615	1'49.043	198,5	17:11'45.068
14	35.580	18.659	29.705	25.329	1'49.273	198,5	17:13'34.341

Race Time 25'45.575

14° 4 C. PENNINGIS [1'49.135]							
Lap	Seg.1	Seg.2	Seg.3	Seg.4	Lap Time	km/h	Local Time
1		18.765	30.103	25.850	1'58.184	203,8	16:49'46.950
2	35.686	18.430	30.001	26.284	1'50.401	203,8	16:51'37.351
3	35.710	18.355	30.414	25.472	1'49.951		16:53'27.302
4	35.707	18.726	30.120	25.817	1'50.370	200,7	16:55'17.672
5	35.776	18.535	30.147	25.547	1'50.005	201,1	16:57'07.677
6	35.505	18.556	30.151	26.052	1'50.264	200,7	16:58'57.941
7	35.292	18.526	30.081	25.453	1'49.352	200,4	17:00'47.293
8	35.485	18.589	29.919	25.517	1'49.510	196,7	17:02'36.803
9	35.672	18.491	29.890	26.015	1'50.068	197,4	17:04'26.871
10	35.243	18.677	29.894	25.990	1'49.804		17:06'16.675
11	35.690	18.519	30.278	25.612	1'50.099	198,5	17:08'06.774
12	35.723	18.585	29.853	25.333	1'49.494	193,9	17:09'56.268
13	35.175	18.351	29.806	25.932	1'49.264	199,6	17:11'45.532
14	35.304	18.532	29.799	25.500	1'49.135	200,4	17:13'34.667

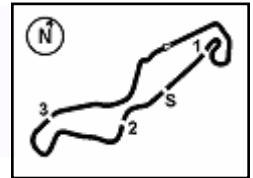
Race Time 25'45.901

15° 2 V. CECH [1'49.059]							
Lap	Seg.1	Seg.2	Seg.3	Seg.4	Lap Time	km/h	Local Time
1		18.700	30.290	26.020	1'59.124	200,4	16:49'47.890
2	35.792	18.505	29.932	25.680	1'49.909	199,3	16:51'37.799
3	35.595	18.641	30.064	25.605	1'49.905		16:53'27.704
4	35.518	18.754	30.104	25.678	1'50.054	199,3	16:55'17.758
5	35.476	18.595	29.912	25.683	1'49.666	198,5	16:57'07.424
6	36.001	18.585	30.227	26.020	1'50.833	197,8	16:58'58.257
7	35.438	18.659	29.691	25.800	1'49.588	197,8	17:00'47.845
8	35.329	18.939	29.721	25.488	1'49.477	194,2	17:02'37.322
9	35.607	18.517	29.784	25.947	1'49.855	200,0	17:04'27.177
10	35.312	18.570	29.892	25.851	1'49.625		17:06'16.802
11	35.787	18.598	30.048	25.715	1'50.148	198,5	17:08'06.950
12	35.463	18.578	29.792	25.699	1'49.532	199,3	17:09'56.482

18/04/2026 P = Pits In/Out - C = Lap Time Cancelled

These data/results cannot be reproduced, stored and/or transmitted in whole or in part by any manner of electronic, mechanical, photocopying, recording, broadcasting or otherwise now known or herein after developed without the previous express consent by the copyright owner, except for reproduction in daily press and regular printed publications on sale to the public within 60 days of the event related to those data/results and always provided that copyright symbol appears together as follows below.

© DORNA WSBK ORGANIZATION Srl 2026



TT Circuit Assen 4.542 m

Pirelli Dutch Round, 17-19 April 2026
Chronological Analysis Race 1

Start at 16:47:48.766

3 / 4

13	35.134	18.450	29.631	25.973	1'49.188	199,3	17:11'45.670	8	36.450	19.409	30.857	26.784	1'53.500	188,5	17:03'05.177
14	35.298	18.561	29.695	25.505	1'49.059	198,5	17:13'34.729	9	36.366	19.264	30.777	26.775	1'53.182	187,5	17:04'58.359
								10	36.320	19.237	30.807	26.923	1'53.287	186,9	17:06'51.646
								Race Time 25'45.963							

16° 54 M. MASSON [1'49.417]															
Lap	Seg1	Seg2	Seg3	Seg4	Lap Time	km/h	Local Time								
1		18.918	29.876	25.865	1'57.731	197,8	16:49'46.497								
2	35.777	18.466	30.036	25.768	1'50.047	203,4	16:51'36.544								
3	35.688	18.876	30.553	25.513	1'50.630		16:53'27.174								
4	35.604	18.998	30.196	25.934	1'50.732	200,7	16:55'17.906								
5	35.624	18.933	29.982	25.593	1'50.132	198,2	16:57'08.038								
6	35.845	18.523	30.137	25.797	1'50.302	203,0	16:58'58.340								
7	35.567	18.645	29.914	25.731	1'49.857	201,9	17:00'48.197								
8	35.348	18.732	29.903	25.434	1'49.417	199,3	17:02'37.614								
9	35.630	18.458	29.808	25.801	1'49.697	202,6	17:04'27.311								
10	35.480	18.620	29.736	26.016	1'49.852		17:06'17.163								
11	35.890	18.606	29.920	25.696	1'50.112	199,3	17:08'07.275								
12	35.538	18.554	29.908	25.454	1'49.454	197,8	17:09'56.729								
13	35.580	18.568	30.003	25.925	1'50.076	198,5	17:11'46.805								
14	35.555	18.841	30.203	26.168	1'50.767	197,8	17:13'37.572								
								Race Time 25'48.806							

17° 41 D. DOUMA [1'50.335]															
Lap	Seg1	Seg2	Seg3	Seg4	Lap Time	km/h	Local Time								
1		18.822	30.537	25.824	1'59.442	203,4	16:49'48.208								
2	35.881	18.542	30.137	25.775	1'50.335	200,4	16:51'38.543								
3	35.730	18.644	30.328	25.830	1'50.532		16:53'29.075								
4	35.653	18.751	30.200	25.886	1'50.490	197,1	16:55'19.565								
5	35.716	18.841	30.291	25.946	1'50.794	197,4	16:57'10.359								
6	35.835	19.051	30.476	26.120	1'51.482	195,3	16:59'01.841								
7	35.850	19.058	30.421	26.116	1'51.445	190,8	17:00'53.286								
8	35.940	18.951	30.529	26.171	1'51.591	192,9	17:02'44.877								
9	35.809	18.992	30.295	26.155	1'51.251	193,9	17:04'36.128								
10	35.899	18.854	30.388	26.159	1'51.300	192,9	17:06'27.428								
11	35.981	19.050	30.402	26.220	1'51.653	192,9	17:08'19.081								
12	36.002	19.053	30.489	26.282	1'51.826	192,2	17:10'10.907								
13	36.168	19.093	30.462	26.265	1'51.988	192,5	17:12'02.895								
14	35.939	19.012	30.444	26.382	1'51.777	192,5	17:13'54.672								
								Race Time 26'05.906							

18° 10 L. WOLFF [1'51.201]															
Lap	Seg1	Seg2	Seg3	Seg4	Lap Time	km/h	Local Time								
1		18.660	30.443	26.016	1'59.942	201,9	16:49'48.708								
2	36.300	18.500	30.374	26.027	1'51.201	200,0	16:51'39.909								
3	36.405	18.601	30.489	26.383	1'51.878		16:53'31.787								
4	35.842	18.783	30.611	26.056	1'51.292	194,2	16:55'23.079								
5	36.452	18.725	30.397	26.179	1'51.753	195,3	16:57'14.832								
6	36.415	18.740	30.154	26.161	1'51.470	194,6	16:59'06.302								
7	36.175	19.463	30.523	26.167	1'52.328	189,5	17:00'58.630								
8	35.914	18.777	30.281	26.335	1'51.307	194,2	17:02'49.937								
9	36.012	18.823	30.345	26.329	1'51.509	193,2	17:04'41.446								
10	35.741	18.823	30.472	26.417	1'51.453	194,9	17:06'32.899								
11	35.994	18.931	30.633	26.456	1'52.014	193,9	17:08'24.913								
12	36.521	18.991	30.589	26.347	1'52.448	190,8	17:10'17.361								
13	36.687	18.996	30.720	26.616	1'53.019	193,9	17:12'10.380								
14	36.291	18.886	30.485	26.621	1'52.283	194,2	17:14'02.663								
								Race Time 26'13.897							

19° 12 W. RUBY [1'52.710]							
Lap	Seg1	Seg2	Seg3	Seg4	Lap Time	km/h	Local Time
1		19.087	30.583	26.296	2'00.964	196,0	16:49'49.730
2	36.444	19.058	30.718	26.490	1'52.710	194,6	16:51'42.440
3	36.390	19.249	30.903	26.749	1'53.291	191,8	16:53'35.731
4	36.106	19.444	31.026	26.753	1'53.329	189,5	16:55'29.060
5	36.521	19.188	30.836	26.717	1'53.262	190,1	16:57'22.322
6	36.389	19.365	30.903	26.822	1'53.479	188,8	16:59'15.801
7	38.207	19.827	31.069	26.773	1'55.876	185,6	17:01'11.677

11	37.083	19.470	31.056	26.877	1'54.486	187,2	17:08'46.132								
12	38.436	19.577	30.810	26.424	1'55.247	184,9	17:10'41.379								
13	36.640	19.479	30.798	26.765	1'53.682	187,5	17:12'35.061								
14	36.777	19.528	30.994	26.887	1'54.186	189,1	17:14'29.247								
								Race Time 26'40.481							

20° 96 S. EMPRIN [1'48.147]															
Lap	Seg1	Seg2	Seg3	Seg4	Lap Time	km/h	Local Time								
1		18.516	29.519	25.792	1'55.785	199,3	16:49'44.551								
2	35.231	18.283	29.563	25.610	1'48.687	200,7	16:51'33.238								
3	34.906	18.296	29.645	26.222	1'49.069	198,9	16:53'22.307								
4	35.063	18.286	29.371	25.607	1'48.327	200,0	16:55'10.634								
5	34.733	18.233	29.351	25.830	1'48.147	200,7	16:56'58.781								
6	35.157	18.209	29.201	25.960	1'48.527	201,1	16:58'47.308								
7	34.817	18.222	29.564	25.797	1'48.400	201,9	17:00'35.708								
8	35.649	18.399	29.390	25.386	1'48.824	196,7	17:02'24.532								
9	34.858	18.137	29.327	25.922	1'48.244	200,4	17:04'12.776								
10	34.946	18.159	29.329	25.803	1'48.237	202,6	17:06'01.013								
11	35.789	18.488	29.637	25.585	1'49.499	197,1	17:07'50.512								
12	35.225	18.424	29.571	25.480	1'48.700	196,7	17:09'39.212								
								Race Time 21'50.446							

RET 72 J. DESCHOUWER [1'49.498]															
Lap	Seg1	Seg2	Seg3	Seg4	Lap Time	km/h	Local Time								
1		19.008	29.909	25.848	1'58.439	200,0	16:49'47.205								
2	35.740	18.538	30.190	25.790	1'50.258	203,4	16:51'37.463								
3	35.922	18.527	29.978	25.710	1'50.137		16:53'27.600								
4	35.811	18.722	30.043	25.902	1'50.478	199,3	16:55'18.078								
5	35.548	18.661	30.247	25.614	1'50.070	201,1	16:57'08.148								
6	35.385	18.737	29.808	26.045	1'49.975	197,8	16:58'58.123								
7	35.222	18.779	29.833	25.698	1'49.532	198,2	17:00'47.655								
8	35.244	18.660	29.830	25.764	1'49.498	195,7	17:02'37.153								
9	36.189	18.528	29.711	25.960	1'50.388	204,9	17:04'27.541								
10	35.309	18.656	29.740	25.804	1'49.509		17:06'17.050								
11	35.706	18.652	29.906	25.862	1'50.126	195,3	17:08'07.176								
12	35.531	18.551	30.096	25.531	1'49.709	198,2	17:09'56.885								
								Race Time 22'08.119							

RET 24 S. GÖTTLICH [1'47.552]															
Lap	Seg1	Seg2	Seg3	Seg4	Lap Time	km/h	Local Time								
1		18.498	29.871	25.627	1'56.013	197,8	16:49'44.779								
2	35.580	18.213	29.745	25.443	1'48.981	200,0	16:51'33.760								
3	34.989	18.226	29.800	25.678	1'48.693	200,4	16:53'22.453								
4	35.079	18.032	29.411	25.435	1'47.957	203,0	16:55'10.410								
5	34.715	18.304	29.477	25.405	1'47.901	203,0	16:56'58.311								
6	34.928	18.127	29.309	25.188	1'47.552	203,8	16:58'45.863								
7	35.038	18.419	29.910	25.363	1'48.730	197,4	17:00'34.593								
8	35.394	18.279	29.586	25.726	1'48.985	200,7	17:02'23.578								
9	35.361	18.191	29.500	25.343	1'48.395	197,8	17:04'11.973								
10	35.418	18.094	29.663	25.441	1'48.616	201,9	17:06'00.589								
								Race Time 18'11.823							

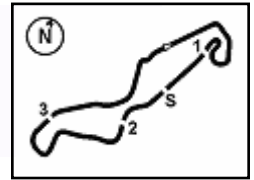
RET 7 R. DURDIS [1'48.186]							
Lap	Seg1	Seg2	Seg3	Seg4	Lap Time	km/h	Local Time
1		18.448	30.074	25.762	1'54.821	197,4	16:49'43.587
2	35.226	18.478	30.096	25.610	1'49.410	195,7	16:51'32.997
3	34.984	18.323	29.706	25.247	1'48.260	202,6	16:53'21.257
4	34.820	18.356	29.546	25.532	1'48.254	200,7	16:55'09.511
5	34.916	18.287	29.442	25.541	1'48.186	200,0	16:56'57.697
6	35.171	18.260	29.650	25.306	1'48.387	201,9	16:58'46.084
7	34.966	18.228	30.015	25.343	1'48.552	200,7	17:00'34.636
8	34.930	18.379	29.800	25.283	1'48.392	197,8	17:02'23.028
9	34.868	18.391	29.882	25.651	1'48.792	196,7	17:04'11.820
10	35.168	18.062	29.815	25.856	1'48.901	203,8	17:06'00.721

18/04/2026

P = Pits In/Out - C = Lap Time Cancelled

These data/results cannot be reproduced, stored and/or transmitted in whole or in part by any manner of electronic, mechanical, photocopying, recording, broadcasting or otherwise now known or herein after developed without the previous express consent by the copyright owner, except for reproduction in daily press and regular printed publications on sale to the public within 60 days of the event related to those data/results and always provided that copyright symbol appears together as follows below.

© DORNA WSBK ORGANIZATION Srl 2026



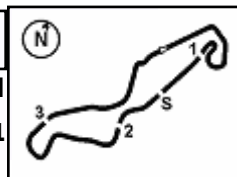
Pirelli Dutch Round, 17-19 April 2026
Chronological Analysis Race 1

Start at 16:47'48.766

Race Time 18'11.955

24°		95 J. KORPORAAL [1'47.644]					
Lap	Seg.1	Seg.2	Seg.3	Seg.4	Lap Time	km/h	Local Time
1		18.705	29.950	25.248	1'57.272	199,6	16:49'46.038
2	35.686	18.361	29.542	25.355	1'48.944	197,1	16:51'34.982
3	35.225	18.316	29.648	25.097	1'48.286	198,2	16:53'23.268
4	35.013	18.140	29.557	25.068	1'47.778	201,9	16:55'11.046
5	34.872	18.029	29.390	25.353	1'47.644	205,3	16:56'58.690
6	35.021	18.068	29.460	25.385	1'47.934	204,2	16:58'46.624
7	35.215	18.433	29.586	25.292	1'48.526	202,2	17:00'35.150
8	35.085	18.224	29.473	25.650	1'48.432	198,2	17:02'23.582
9	35.507	17.950	29.315	25.711	1'48.483	206,9	17:04'12.065
10	35.147	18.126	29.607	25.877	1'48.757	202,6	17:06'00.822

Race Time 18'12.056

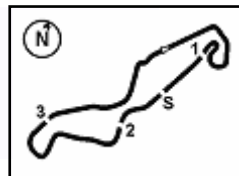

Pirelli Dutch Round, 17-19 April 2026
Fastest Laps Race 1

No.	Rider	Nat	Team	Bike	Lap	Time	Gap
1	21 A. URLASS	GER	MASS SPORTS Racing by JRP Motosport	Honda NSF 250R	10	1'47.317	
2	17 T. WENZEL	GER	Team NSA	Honda NSF 250R	10	1'47.391	0.074
3	11 R. SIEGERT	GER	Kiefer Racing	Honda NSF 250R	4	1'47.532	0.215
4	24 S. GOTTLICH	GER	Team Freudenberg-PALIGO Racing	Honda NSF 250R	6	1'47.552	0.235
5	95 J. KORPORAAL	NED	Jaylen Korporaal Racing	Honda NSF 250R	5	1'47.644	0.327
6	46 D. PEKKANEN	FIN	DPR Team	Honda NSF 250R	4	1'47.777	0.460
7	88 R. NIJLAND	NED	RN LF Racing Team	Honda NSF 250R	5	1'48.035	0.718
8	96 S. EMPRIN	FRA	SWAN96	Honda NSF 250R	5	1'48.147	0.830
9	7 R. DURDIS	CZE	FS12 Racing Team	Honda NSF 250R	5	1'48.186	0.869
10	58 Z. BULTÉ	BEL	Zenno58	Honda NSF 250R	6	1'48.423	1.106
11	71 W. KRZELJ	FRA	KRZ RACING TEAM	Honda NSF 250R	4	1'48.629	1.312
12	79 A. VYSKOCIL	CZE	AV79 racing team	Honda NSF 250R	2	1'48.728	1.411
13	93 J. RUDDOLPH	GER	Racingteam Rudolph	Honda NSF 250R	13	1'49.021	1.704
14	33 L. FLIER	NED	RN LF Racing Team	Honda NSF 250R	13	1'49.043	1.726
15	2 V. CECH	CZE	ZC RACING s.r.o.	Honda NSF 250R	14	1'49.059	1.742
16	14 D. HINKELMANN	GER	Hinkelmann DH 14 Racing	Honda NSF 250R	7	1'49.063	1.746
17	6 A. EILERSEN	DEN	ARE Racing	Honda NSF 250R	12	1'49.116	1.799
18	4 C. PENNINGS	NED	MASS SPORTS Racing by JRP Motosport	Honda NSF 250R	14	1'49.135	1.818
19	78 T. DEDEA	GER	Tudor Racing	Honda NSF 250R	2	1'49.251	1.934
20	54 M. MASSON	BEL	Junior Black Knights	Honda NSF 250R	8	1'49.417	2.100
21	72 J. DESCHOUWER	BEL	Junior Black Knights	Honda NSF 250R	8	1'49.498	2.181
22	41 D. DOUMA	NED	Douma Racing	Honda NSF 250R	2	1'50.335	3.018
23	10 L. WOLFF	GER	Kiefer Racing	Honda NSF 250R	2	1'51.201	3.884
24	12 W. RUBY	DEN	TEAMWILLIAM	Honda NSF 250R	2	1'52.710	5.393

18/04/2026

These data/results cannot be reproduced, stored and/or transmitted in whole or in part by any manner of electronic, mechanical, photocopying, recording, broadcasting or otherwise now known or herein after developed without the previous express consent by the copyright owner, except for reproduction in daily press and regular printed publications on sale to the public within 60 days of the event related to those data/results and always provided that copyright symbol appears together as follows below.

© DORNA WSBK ORGANIZATION Srl 2026



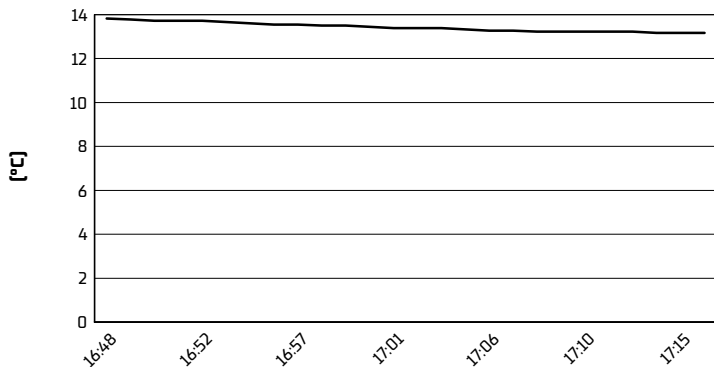
TT Circuit Assen 4.542 m

Pirelli Dutch Round, 17-19 April 2026

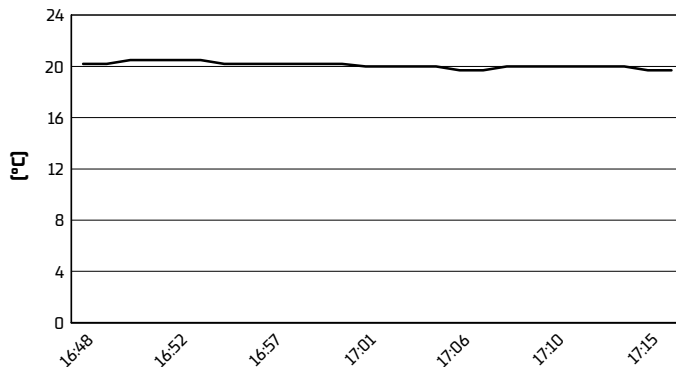
Weather Report Race 1

Session started 16:48 - Session ended 17:16

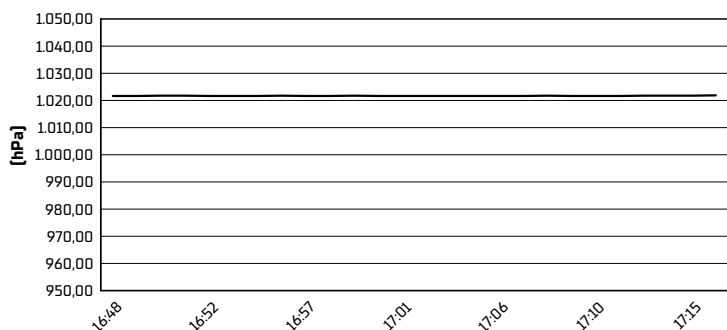
Air Temperature



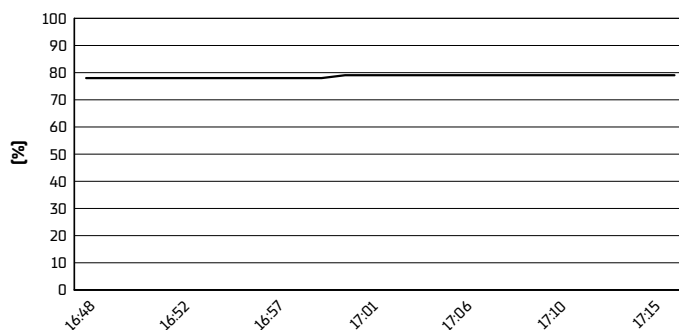
Track Temperature



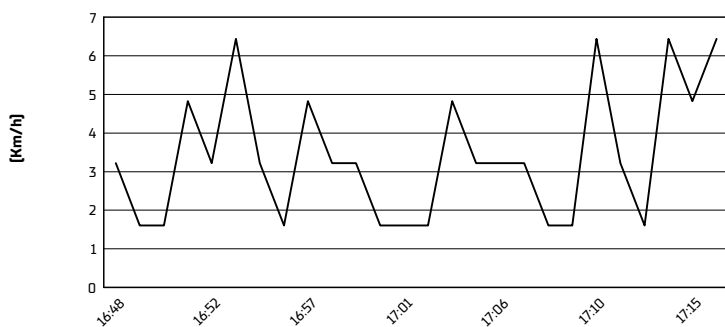
Air Pressure



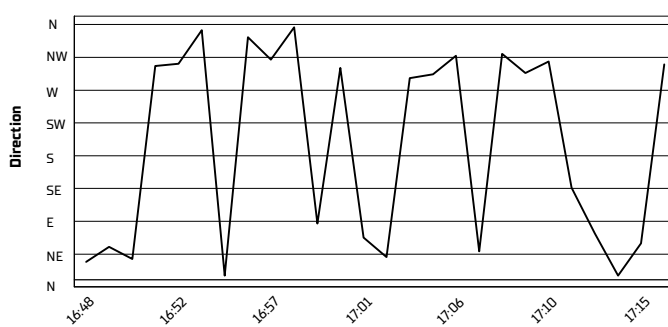
Humidity

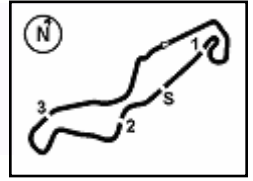


Wind Speed



Wind Direction





Pirelli Dutch Round, 17-19 April 2026

Starting Grid - Race 2 [14 Laps x 4,542 km = 63,588 km]

1	1	21 URLASS A. Honda 1'46.321	2	7 DURDIS R. Honda 1'47.262	3	17 WENZEL T. Honda 1'47.454
2	4	88 NIJLAND R. Honda 1'47.669	5	11 SIEGERT R. Honda 1'47.671	6	95 KORPORAAL J. Honda 1'47.751
3	7	4 PENNING S. Honda 1'47.843	8	24 GOTTLICH S. Honda 1'47.901	9	96 EMPRIN S. Honda 1'47.925
4	10	93 RUDOLPH J. Honda 1'48.185	11	71 KRZELJ W. Honda 1'48.242	12	14 HINKELMANN D. Honda 1'48.355
5	13	79 VYSKOCIL A. Honda 1'48.435	14	78 DEDEA T. Honda 1'48.505	15	33 FLIER L. Honda 1'48.684
6	16	54 MASSON M. Honda 1'48.960	17	58 BULTÉ Z. Honda 1'48.969	18	6 EILERSEN A. Honda 1'49.004
7	19	10 WOLFF L. Honda 1'49.037	20	72 DESCHOUWER J. Honda 1'49.112	21	2 CECH V. Honda 1'49.635
8	22	41 DOUMA D. Honda 1'49.843	23	46 PEKKANEN D. Honda	24	12 RUBY W. Honda

N.96 [Emprin S.] has been penalized with a long lap penalty - Ignored black flag during race 1