

**Pirelli Dutch Round, 17-19 April 2026**

**Results Qualifying**

No.	Rider	Nat	Team	Bike	Time	Gap	Rel.	Laps	Speed	
									Avg	Max
1	<b>21 A. URLASS</b>	GER	MASS SPORTS Racing by JRP Motosport	Honda NSF 250R	<b>1'46.321</b>			15	153,791	<b>201,9</b>
2	<b>7 R. DURDIS</b>	CZE	FS12 Racing Team	Honda NSF 250R	<b>1'47.262</b>	0.941	0.941	15	152,442	<b>200,4</b>
3	<b>17 T. WENZEL</b>	GER	Team NSA	Honda NSF 250R	<b>1'47.454</b>	1.133	0.192	12	152,169	<b>197,1</b>
4	<b>88 R. NIJLAND</b>	NED	RNLf Racing Team	Honda NSF 250R	<b>1'47.669</b>	1.348	0.215	13	151,865	<b>201,5</b>
5	<b>11 R. SIEGERT</b>	GER	Kiefer Racing	Honda NSF 250R	<b>1'47.671</b>	1.350	0.002	14	151,863	<b>204,5</b>
6	<b>95 J. KORPORAAL</b>	NED	Jaylen Korporaal Racing	Honda NSF 250R	<b>1'47.751</b>	1.430	0.080	13	151,750	<b>203,8</b>
7	<b>4 C. PENNING</b>	NED	MASS SPORTS Racing by JRP Motosport	Honda NSF 250R	<b>1'47.843</b>	1.522	0.092	14	151,620	<b>203,0</b>
8	<b>24 S. GOTTLICH</b>	GER	Team Freudenberg-PALIGO Racing	Honda NSF 250R	<b>1'47.901</b>	1.580	0.058	14	151,539	<b>201,1</b>
9	<b>96 S. EMPRIN</b>	FRA	SWAN96	Honda NSF 250R	<b>1'47.925</b>	1.604	0.024	14	151,505	<b>201,5</b>
10	<b>93 J. RUDOLF</b>	GER	Racingteam Rudolph	Honda NSF 250R	<b>1'48.185</b>	1.864	0.260	13	151,141	<b>201,1</b>
11	<b>71 W. KRZELJ</b>	FRA	KRZ RACING TEAM	Honda NSF 250R	<b>1'48.242</b>	1.921	0.057	15	151,062	<b>193,2</b>
12	<b>14 D. HINKELMANN</b>	GER	Hinkelmann DH 14 Racing	Honda NSF 250R	<b>1'48.355</b>	2.034	0.113	14	150,904	<b>201,1</b>
13	<b>79 A. VYSKOCIL</b>	CZE	AV79 racing team	Honda NSF 250R	<b>1'48.435</b>	2.114	0.080	14	150,793	<b>200,0</b>
14	<b>78 T. DEDEA</b>	GER	Tudor Racing	Honda NSF 250R	<b>1'48.505</b>	2.184	0.070	16	150,695	<b>197,4</b>
15	<b>33 L. FLIER</b>	NED	Team NL Racing Team	Honda NSF 250R	<b>1'48.684</b>	2.363	0.179	12	150,447	<b>200,7</b>
16	<b>54 M. MASSON</b>	BEL	Junior Black Knights	Honda NSF 250R	<b>1'48.960</b>	2.639	0.276	15	150,066	<b>202,6</b>
17	<b>58 Z. BULTÉ</b>	BEL	Zenno58	Honda NSF 250R	<b>1'48.969</b>	2.648	0.009	15	150,054	<b>200,0</b>
18	<b>6 A. EILERSEN</b>	DEN	ARE Racing	Honda NSF 250R	<b>1'49.004</b>	2.683	0.035	13	150,006	<b>200,4</b>
19	<b>10 L. WOLFF</b>	GER	Kiefer Racing	Honda NSF 250R	<b>1'49.037</b>	2.716	0.033	13	149,960	<b>203,0</b>
20	<b>72 J. DESCHOUWER</b>	BEL	Junior Black Knights	Honda NSF 250R	<b>1'49.112</b>	2.791	0.075	16	149,857	<b>201,9</b>
21	<b>2 V. CECH</b>	CZE	ZC RACING s.r.o.	Honda NSF 250R	<b>1'49.635</b>	3.314	0.523	16	149,142	<b>200,4</b>
22	<b>41 D. DOUMA</b>	NED	Douma Racing	Honda NSF 250R	<b>1'49.843</b>	3.522	0.208	16	148,860	<b>198,9</b>
<b>Not Qualified</b>										
NQ	<b>12 W. RUBY</b>	DEN	TEAMWILLIAM	Honda NSF 250R	<b>1'54.347</b>	8.026	4.504	15	142,996	<b>194,2</b>
<b>Disqualified</b>										
DSQ	<b>46 D. PEKKANEN</b>	FIN	DPR Team	Honda NSF 250R	<b>1'47.142</b>	0.821		15	152,612	<b>198,9</b>

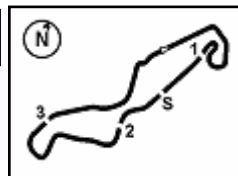
**Qualifying Lap Time (107% of 1'46.321): 1'53.764**

AIR	Humidity:	46%	Temp:	19°C
TRACK	Condition:	Dry	Temp:	24°C

17/04/2026 Start 17:45 End 18:18 The results are provisional until the end of the time limit for protests and appeals and the completion of the technical checks.

Clerk Of The Course: **Roland Brontsema**  
Publication Time: **18:22**

These data/results cannot be reproduced, stored and/or transmitted in whole or in part by any manner of electronic, mechanical, photocopying, recording, broadcasting or otherwise now known or herein after developed without the previous express consent by the copyright owner, except for reproduction in daily press and regular printed publications on sale to the public within 60 days of the event related to those data/results and always provided that copyright symbol appears together as follows below.



**Pirelli Dutch Round, 17-19 April 2026**  
**Results Qualifying**

**Session Highlights**

Local Time	No. Rider	Description
17.45.00		Start of Session
18.05.12	<b>14 D. HINKELMANN</b>	#14 Lap Cancelled [1'49.878] - Course Cutting - Turn 17
18.06.56	<b>14 D. HINKELMANN</b>	#14 Lap Cancelled [2'04.685] - Course Cutting on Previous Lap - Turn 17
18.18.08		End of Session
18.52.31	<b>46 D. PEKKANEN</b>	#46 has been disqualified for an infringement of the technical regulations

**Fastest Laps Sequence**

No.	Rider	Nat	Team	Bike	Local Time	Time	Gap	Avg
<b>72</b>	<b>J. DESCHOUWER</b>	BEL	Junior Black Knights	Honda NSF 250R	17:48'53.886	<b>1'51.212</b>		147,027
<b>54</b>	<b>M. MASSON</b>	BEL	Junior Black Knights	Honda NSF 250R	17:48'54.178	<b>1'51.053</b>	-0.159	147,238
<b>41</b>	<b>D. DOUMA</b>	NED	Douma Racing	Honda NSF 250R	17:48'54.431	<b>1'50.608</b>	-0.445	147,830
<b>4</b>	<b>C. PENNING</b>	NED	MASS SPORTS Racing by JRP Motosport	Honda NSF 250R	17:49'02.067	<b>1'50.343</b>	-0.265	148,185
<b>33</b>	<b>L. FLIER</b>	NED	Team NL Racing Team	Honda NSF 250R	17:49'02.260	<b>1'49.816</b>	-0.527	148,896
<b>11</b>	<b>R. SIEGERT</b>	GER	Kiefer Racing	Honda NSF 250R	17:49'44.269	<b>1'48.845</b>	-0.971	150,225
<b>21</b>	<b>A. URLASS</b>	GER	MASS SPORTS Racing by JRP Motosport	Honda NSF 250R	17:50'13.751	<b>1'48.630</b>	-0.215	150,522
<b>17</b>	<b>T. WENZEL</b>	GER	Team NSA	Honda NSF 250R	17:50'49.720	<b>1'48.380</b>	-0.250	150,869
<b>21</b>	<b>A. URLASS</b>	GER	MASS SPORTS Racing by JRP Motosport	Honda NSF 250R	17:52'01.476	<b>1'47.725</b>	-0.655	151,786
<b>21</b>	<b>A. URLASS</b>	GER	MASS SPORTS Racing by JRP Motosport	Honda NSF 250R	17:53'49.083	<b>1'47.607</b>	-0.118	151,953
<b>46</b>	<b>D. PEKKANEN</b>	FIN	DPR Team	Honda NSF 250R	17:53'49.341	<b>1'47.532</b>	-0.075	152,059
<b>21</b>	<b>A. URLASS</b>	GER	MASS SPORTS Racing by JRP Motosport	Honda NSF 250R	17:57'23.904	<b>1'47.187</b>	-0.345	152,548
<b>21</b>	<b>A. URLASS</b>	GER	MASS SPORTS Racing by JRP Motosport	Honda NSF 250R	17:59'11.047	<b>1'47.143</b>	-0.044	152,611
<b>46</b>	<b>D. PEKKANEN</b>	FIN	DPR Team	Honda NSF 250R	17:59'11.455	<b>1'47.142</b>	-0.001	152,612
<b>21</b>	<b>A. URLASS</b>	GER	MASS SPORTS Racing by JRP Motosport	Honda NSF 250R	18:06'19.985	<b>1'46.609</b>	-0.533	153,375
<b>21</b>	<b>A. URLASS</b>	GER	MASS SPORTS Racing by JRP Motosport	Honda NSF 250R	18:15'16.471	<b>1'46.321</b>	-0.288	153,791

**Pirelli Dutch Round, 17–19 April 2026**  
**Best Sectors & Speed Qualifying**

BEST LAP		
1	<b>21</b> A. URLASS	Honda NSF 250R 1'46.321
2	<b>7</b> R. DURDIS	Honda NSF 250R 1'47.262
3	<b>17</b> T. WENZEL	Honda NSF 250R 1'47.454
4	<b>88</b> R. NULAND	Honda NSF 250R 1'47.669
5	<b>11</b> R. SIEGERT	Honda NSF 250R 1'47.671
6	<b>95</b> J. KORPORAAL	Honda NSF 250R 1'47.751
7	<b>4</b> C. PENNINGNS	Honda NSF 250R 1'47.843
8	<b>24</b> S. GOTTLICH	Honda NSF 250R 1'47.901
9	<b>96</b> S. EMPRIN	Honda NSF 250R 1'47.925
10	<b>93</b> J. RUDOLF	Honda NSF 250R 1'48.185
11	<b>71</b> W. KRZELJ	Honda NSF 250R 1'48.242
12	<b>14</b> D. HINKELMANN	Honda NSF 250R 1'48.355
13	<b>79</b> A. VYSKOCIL	Honda NSF 250R 1'48.435
14	<b>78</b> T. DEDEA	Honda NSF 250R 1'48.505
15	<b>33</b> L. FLIER	Honda NSF 250R 1'48.684
16	<b>54</b> M. MASSON	Honda NSF 250R 1'48.960
17	<b>58</b> Z. BULTÉ	Honda NSF 250R 1'48.969
18	<b>6</b> A. EILERSEN	Honda NSF 250R 1'49.004
19	<b>10</b> L. WOLFF	Honda NSF 250R 1'49.037
20	<b>72</b> J. DESCHOUWER	Honda NSF 250R 1'49.112
21	<b>2</b> V. CECH	Honda NSF 250R 1'49.635
22	<b>41</b> D. DOUMA	Honda NSF 250R 1'49.843
23	<b>12</b> W. RUBY	Honda NSF 250R 1'54.347
24	<b>46</b> D. PEKKANEN	Honda NSF 250R 1'47.142

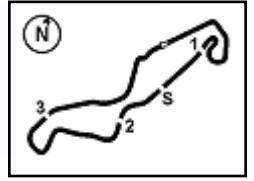
SPEED		
1	<b>11</b> R. SIEGERT	Honda NSF 250R 204,5
2	<b>95</b> J. KORPORAAL	Honda NSF 250R 203,8
3	<b>4</b> C. PENNINGNS	Honda NSF 250R 203,0
4	<b>10</b> L. WOLFF	Honda NSF 250R 203,0
5	<b>54</b> M. MASSON	Honda NSF 250R 202,6
6	<b>72</b> J. DESCHOUWER	Honda NSF 250R 201,9
7	<b>21</b> A. URLASS	Honda NSF 250R 201,9
8	<b>88</b> R. NULAND	Honda NSF 250R 201,5
9	<b>96</b> S. EMPRIN	Honda NSF 250R 201,5
10	<b>24</b> S. GOTTLICH	Honda NSF 250R 201,1
11	<b>93</b> J. RUDOLF	Honda NSF 250R 201,1
12	<b>14</b> D. HINKELMANN	Honda NSF 250R 201,1
13	<b>33</b> L. FLIER	Honda NSF 250R 200,7
14	<b>2</b> V. CECH	Honda NSF 250R 200,4
15	<b>7</b> R. DURDIS	Honda NSF 250R 200,4
16	<b>6</b> A. EILERSEN	Honda NSF 250R 200,4
17	<b>58</b> Z. BULTÉ	Honda NSF 250R 200,0
18	<b>79</b> A. VYSKOCIL	Honda NSF 250R 200,0
19	<b>46</b> D. PEKKANEN	Honda NSF 250R 198,9
20	<b>41</b> D. DOUMA	Honda NSF 250R 198,9
21	<b>78</b> T. DEDEA	Honda NSF 250R 197,4
22	<b>17</b> T. WENZEL	Honda NSF 250R 197,1
23	<b>12</b> W. RUBY	Honda NSF 250R 194,2
24	<b>71</b> W. KRZELJ	Honda NSF 250R 193,2

SEG. 1			SEG. 2			SEG. 3			SEG. 4		
1	<b>21</b> A. URLASS	34.371	1	<b>21</b> A. URLASS	18.049	1	<b>21</b> A. URLASS	28.849	1	<b>21</b> A. URLASS	24.888
2	<b>7</b> R. DURDIS	34.451	2	<b>7</b> R. DURDIS	18.066	2	<b>46</b> D. PEKKANEN	28.913	2	<b>11</b> R. SIEGERT	25.143
3	<b>17</b> T. WENZEL	34.605	3	<b>11</b> R. SIEGERT	18.083	3	<b>71</b> W. KRZELJ	29.081	3	<b>14</b> D. HINKELMANN	25.162
4	<b>88</b> R. NULAND	34.662	4	<b>95</b> J. KORPORAAL	18.148	4	<b>17</b> T. WENZEL	29.106	4	<b>7</b> R. DURDIS	25.165
5	<b>93</b> J. RUDOLF	34.664	5	<b>88</b> R. NULAND	18.158	5	<b>7</b> R. DURDIS	29.178	5	<b>17</b> T. WENZEL	25.188
6	<b>46</b> D. PEKKANEN	34.716	6	<b>24</b> S. GOTTLICH	18.205	6	<b>88</b> R. NULAND	29.184	6	<b>46</b> D. PEKKANEN	25.211
7	<b>24</b> S. GOTTLICH	34.729	7	<b>78</b> T. DEDEA	18.207	7	<b>4</b> C. PENNINGNS	29.213	7	<b>95</b> J. KORPORAAL	25.218
8	<b>96</b> S. EMPRIN	34.735	8	<b>93</b> J. RUDOLF	18.226	8	<b>96</b> S. EMPRIN	29.275	8	<b>4</b> C. PENNINGNS	25.267
9	<b>11</b> R. SIEGERT	34.750	9	<b>46</b> D. PEKKANEN	18.242	9	<b>95</b> J. KORPORAAL	29.293	9	<b>79</b> A. VYSKOCIL	25.332
10	<b>95</b> J. KORPORAAL	34.773	10	<b>17</b> T. WENZEL	18.267	10	<b>14</b> D. HINKELMANN	29.411	10	<b>33</b> L. FLIER	25.335
11	<b>79</b> A. VYSKOCIL	34.884	11	<b>4</b> C. PENNINGNS	18.274	11	<b>79</b> A. VYSKOCIL	29.418	11	<b>93</b> J. RUDOLF	25.359
12	<b>71</b> W. KRZELJ	34.909	12	<b>14</b> D. HINKELMANN	18.291	12	<b>11</b> R. SIEGERT	29.444	12	<b>24</b> S. GOTTLICH	25.366
13	<b>4</b> C. PENNINGNS	34.964	13	<b>79</b> A. VYSKOCIL	18.299	13	<b>72</b> J. DESCHOUWER	29.454	13	<b>88</b> R. NULAND	25.407
14	<b>14</b> D. HINKELMANN	35.024	14	<b>96</b> S. EMPRIN	18.306	14	<b>58</b> Z. BULTÉ	29.527	14	<b>96</b> S. EMPRIN	25.415
15	<b>54</b> M. MASSON	35.043	15	<b>33</b> L. FLIER	18.308	15	<b>6</b> A. EILERSEN	29.535	15	<b>6</b> A. EILERSEN	25.529
16	<b>78</b> T. DEDEA	35.090	16	<b>6</b> A. EILERSEN	18.319	16	<b>93</b> J. RUDOLF	29.537	16	<b>78</b> T. DEDEA	25.532
17	<b>58</b> Z. BULTÉ	35.160	17	<b>58</b> Z. BULTÉ	18.322	17	<b>24</b> S. GOTTLICH	29.546	17	<b>58</b> Z. BULTÉ	25.582
18	<b>72</b> J. DESCHOUWER	35.211	18	<b>10</b> L. WOLFF	18.352	18	<b>78</b> T. DEDEA	29.559	18	<b>10</b> L. WOLFF	25.658
19	<b>6</b> A. EILERSEN	35.266	19	<b>71</b> W. KRZELJ	18.415	19	<b>10</b> L. WOLFF	29.619	19	<b>71</b> W. KRZELJ	25.689
20	<b>33</b> L. FLIER	35.279	20	<b>54</b> M. MASSON	18.428	20	<b>54</b> M. MASSON	29.628	20	<b>54</b> M. MASSON	25.696
21	<b>10</b> L. WOLFF	35.354	21	<b>2</b> V. CECH	18.505	21	<b>33</b> L. FLIER	29.660	21	<b>41</b> D. DOUMA	25.714
22	<b>2</b> V. CECH	35.393	22	<b>41</b> D. DOUMA	18.527	22	<b>2</b> V. CECH	29.753	22	<b>2</b> V. CECH	25.793
23	<b>41</b> D. DOUMA	35.537	23	<b>72</b> J. DESCHOUWER	18.553	23	<b>41</b> D. DOUMA	29.797	23	<b>72</b> J. DESCHOUWER	25.842
24	<b>12</b> W. RUBY	36.699	24	<b>12</b> W. RUBY	19.132	24	<b>12</b> W. RUBY	31.026	24	<b>12</b> W. RUBY	26.994

17/04/2026

These data/results cannot be reproduced, stored and/or transmitted in whole or in part by any manner of electronic, mechanical, photocopying, recording, broadcasting or otherwise now known or herein after developed without the previous express consent by the copyright owner, except for reproduction in daily press and regular printed publications on sale to the public within 60 days of the event related to those data/results and always provided that copyright symbol appears together as follows below.

© DORNA WSBK ORGANIZATION Srl 2026



TT Circuit Assen 4.542 m

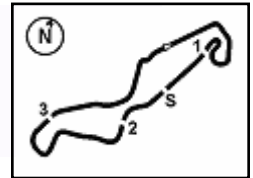
**Pirelli Dutch Round, 17-19 April 2026**  
**Ideal Times Qualifying**

No.	Rider	Nat	Bike	Seg. 1	Seg. 2	Seg. 3	Seg. 4	Ideal Time		
				Diff. 1	Diff. 2	Diff. 3	Diff. 4	Best Lap	Pos.	Diff.
1	<b>21 A. URLASS</b>	GER	Honda NSF 250R	<b>34.371</b>	<b>18.049</b> +0.140	<b>28.849</b> +0.024	<b>24.888</b>	<b>1'46.157</b> 1'46.321	1	0.164
2	<b>7 R. DURDIS</b>	CZE	Honda NSF 250R	34.451	18.066	29.178	25.165 +0.402	<b>1'46.860</b> 1'47.262	3	0.402
3	<b>46 D. PEKKANEN</b>	FIN	Honda NSF 250R	34.716 +0.015	18.242 +0.042	28.913	25.211 +0.003	<b>1'47.082</b> 1'47.142	2	0.060
4	<b>17 T. WENZEL</b>	GER	Honda NSF 250R	34.605 +0.096	18.267 +0.137	29.106 +0.055	25.188	<b>1'47.166</b> 1'47.454	4	0.288
5	<b>88 R. NULAND</b>	NED	Honda NSF 250R	34.662	18.158 +0.222	29.184 +0.036	25.407	<b>1'47.411</b> 1'47.669	5	0.258
6	<b>11 R. SIEGERT</b>	GER	Honda NSF 250R	34.750	18.083 +0.251	29.444	25.143	<b>1'47.420</b> 1'47.671	6	0.251
7	<b>95 J. KORPORAAL</b>	NED	Honda NSF 250R	34.773 +0.195	18.148 +0.062	29.293 +0.062	25.218	<b>1'47.432</b> 1'47.751	7	0.319
8	<b>4 C. PENNING</b>	NED	Honda NSF 250R	34.964	18.274 +0.014	29.213 +0.099	25.267 +0.012	<b>1'47.718</b> 1'47.843	8	0.125
9	<b>96 S. EMPRIN</b>	FRA	Honda NSF 250R	34.735 +0.076	18.306 +0.053	29.275 +0.055	25.415 +0.010	<b>1'47.731</b> 1'47.925	10	0.194
10	<b>93 J. RUDDOLF</b>	GER	Honda NSF 250R	34.664 +0.218	18.226 +0.165	29.537 +0.016	25.359	<b>1'47.786</b> 1'48.185	11	0.399
11	<b>24 S. GOTTLICH</b>	GER	Honda NSF 250R	34.729	18.205 +0.005	29.546 +0.009	25.366 +0.041	<b>1'47.846</b> 1'47.901	9	0.055
12	<b>14 D. HINKELMANN</b>	GER	Honda NSF 250R	35.024 +0.210	18.291 +0.257	29.411	25.162	<b>1'47.888</b> 1'48.355	13	0.467
13	<b>79 A. VYSKOCIL</b>	CZE	Honda NSF 250R	34.884 +0.065	18.299 +0.190	29.418 +0.039	25.332 +0.208	<b>1'47.933</b> 1'48.435	14	0.502
14	<b>71 W. KRZELJ</b>	FRA	Honda NSF 250R	34.909	18.415	29.081 +0.100	25.689 +0.048	<b>1'48.094</b> 1'48.242	12	0.148
15	<b>78 T. DEDEA</b>	GER	Honda NSF 250R	35.090	18.207 +0.097	29.559	25.532 +0.020	<b>1'48.388</b> 1'48.505	15	0.117
16	<b>33 L. FLIER</b>	NED	Honda NSF 250R	35.279	18.308 +0.102	29.660	25.335	<b>1'48.582</b> 1'48.684	16	0.102
17	<b>58 Z. BULTÉ</b>	BEL	Honda NSF 250R	35.160 +0.266	18.322	29.527	25.582 +0.112	<b>1'48.591</b> 1'48.969	18	0.378
18	<b>6 A. EILERSEN</b>	DEN	Honda NSF 250R	35.266 +0.032	18.319	29.535 +0.008	25.529 +0.315	<b>1'48.649</b> 1'49.004	19	0.355
19	<b>54 M. MASSON</b>	BEL	Honda NSF 250R	35.043	18.428 +0.061	29.628	25.696 +0.104	<b>1'48.795</b> 1'48.960	17	0.165
20	<b>10 L. WOLFF</b>	GER	Honda NSF 250R	35.354	18.352	29.619 +0.054	25.658	<b>1'48.983</b> 1'49.037	20	0.054
21	<b>72 J. DESCHOUWER</b>	BEL	Honda NSF 250R	35.211	18.553 +0.052	29.454	25.842	<b>1'49.060</b> 1'49.112	21	0.052
22	<b>2 V. CECH</b>	CZE	Honda NSF 250R	35.393 +0.013	18.505 +0.115	29.753 +0.008	25.793 +0.055	<b>1'49.444</b> 1'49.635	22	0.191
23	<b>41 D. DOUMA</b>	NED	Honda NSF 250R	35.537 +0.110	18.527	29.797 +0.061	25.714 +0.097	<b>1'49.575</b> 1'49.843	23	0.268
24	<b>12 W. RUBY</b>	DEN	Honda NSF 250R	36.699 +0.209	19.132 +0.194	31.026 +0.059	26.994 +0.034	<b>1'53.851</b> 1'54.347	24	0.496
<b>Overall Ideal Time</b>				34.371	18.049	28.849	24.888	<b>1'46.157</b>		

17/04/2026

These data/results cannot be reproduced, stored and/or transmitted in whole or in part by any manner of electronic, mechanical, photocopying, recording, broadcasting or otherwise now known or herein after developed without the previous express consent by the copyright owner, except for reproduction in daily press and regular printed publications on sale to the public within 60 days of the event related to those data/results and always provided that copyright symbol appears together as follows below.

© DORNA WSBK ORGANIZATION Srl 2026



Pirelli Dutch Round, 17-19 April 2026  
Chronological Analysis Qualifying

1° 21 A. URLASS [1'46.321]							
Lap	Seg1	Seg2	Seg3	Seg4	Lap Time	km/h	Local Time
1	35.244	18.938	30.142	25.674	1'48.630	196,4	17:48'25.121
2	34.911	18.390	29.508	25.352	1'47.725	197,4	17:52'01.476
3	34.837	18.342	29.198	25.230	1'47.607	197,1	17:53'49.083
4	34.819	18.396	29.145	25.274	1'47.634	196,0	17:55'36.717
5	34.583	18.385	29.058	25.161	1'47.187	196,0	17:57'23.904
6	34.632	18.402	29.056	25.053	1'47.143	194,6	17:59'11.047
7	34.485	18.242	29.165	25.792	1'47.684	200,7	18:00'58.731
8	34.565	18.049	29.346	25.249	1'47.209	200,0	18:02'45.940
9	34.539	18.353	29.272	25.272	1'47.436	196,7	18:04'33.376
10	34.433	18.260	28.849	25.067	1'46.609	197,4	18:06'19.985
11	35.036	18.392	29.451	25.570	1'48.449	201,9	18:08'08.434
12	35.074	18.209	28.931	25.172	1'47.386	201,5	18:09'55.820
13	35.175	18.240	28.995	25.177	1'47.587	201,9	18:11'43.407
14	34.456	18.243	28.957	25.087	1'46.743	197,1	18:13'30.150
15	34.371	18.189	28.873	24.888	1'46.321	198,9	18:15'16.471

2° 46 D. PEKKANEN [1'47.142]							
Lap	Seg1	Seg2	Seg3	Seg4	Lap Time	km/h	Local Time
1	36.791	18.541	29.394	25.570	1'50.296	195,7	17:50'14.082
2	34.943	18.331	29.049	25.404	1'47.727	196,4	17:52'01.809
3	34.953	18.242	29.050	25.287	1'47.532	196,0	17:53'49.341
4	34.918	18.326	29.030	25.333	1'47.607	195,7	17:55'36.948
5	34.782	18.388	28.984	25.211	1'47.365	195,3	17:57'24.313
6	34.731	18.284	28.913	25.214	1'47.142	194,9	17:59'11.455
7	34.716	18.431	29.359	25.638	1'48.144	195,7	18:00'59.599
8	34.811	18.321	29.202	25.790	1'48.124	196,7	18:02'47.723
9	35.239	18.370	28.986	25.710	1'48.305	195,7	18:04'36.028
10	34.811	18.319	29.538	25.948	1'48.616	198,9	18:06'24.644
11	35.408	18.755	29.801	39.775	2'03.739P	188,8	18:08'28.383
12	1'27.590	18.573	29.713	25.700	2'41.576P	193,9	18:11'09.959
13	35.202	18.461	29.352	25.637	1'48.652	194,2	18:12'58.611
14	35.724	18.578	29.825	25.776	1'49.903	193,5	18:14'48.514
15	35.191	18.580	30.033	26.095	1'49.899	194,9	18:16'38.413

3° 7 R. DURDIS [1'47.262]							
Lap	Seg1	Seg2	Seg3	Seg4	Lap Time	km/h	Local Time
1	42.018	18.895	30.769	26.305	1'58.277	196,7	17:50'21.881
2	35.200	18.579	30.199	25.592	1'49.570	198,5	17:52'11.451
3	34.853	18.223	29.713	25.330	1'48.119	198,9	17:53'59.570
4	35.402	18.422	30.245	25.707	1'49.776	197,8	17:55'49.346
5	34.700	18.276	29.604	25.238	1'47.818	198,2	17:57'37.164
6	34.567	18.202	29.640	25.274	1'47.683	197,8	17:59'24.847
7	34.736	18.383	30.049	25.451	1'48.619	198,5	18:01'13.466
8	34.638	18.301	29.744	25.377	1'48.060	197,1	18:03'01.526
9	36.123	18.366	30.228	26.140	1'50.857	198,2	18:04'52.383
10	41.218	18.504	30.167	25.317	1'55.206	196,4	18:06'47.589
11	34.451	18.066	29.178	25.567	1'47.262	200,4	18:08'34.851
12	35.250	18.769	30.546	26.410	1'50.975	191,2	18:10'25.826
13	34.880	18.497	30.851	25.270	1'49.498	194,2	18:12'15.324
14	34.508	18.264	29.929	25.338	1'48.039	197,8	18:14'03.363
15	34.553	18.253	29.584	25.165	1'47.555	198,5	18:15'50.918

4° 17 T. WENZEL [1'47.454]							
Lap	Seg1	Seg2	Seg3	Seg4	Lap Time	km/h	Local Time
1	35.214	18.848	30.553	26.637	1'48.380	196,4	17:50'49.720
2	34.873	18.267	29.360	25.328	1'47.828	197,1	17:52'37.548
3	34.905	18.386	29.459	25.589	1'48.339	194,9	17:54'25.887

4	34.859	18.437	29.308	25.498	1'48.102	193,9	17:56'13.989
5	35.523	18.687	29.758	43.850	2'07.818P	193,2	17:58'21.807
6	4'53.375	18.526	29.501	25.732	6'07.134P	194,6	18:04'28.941
7	34.838	18.674	29.667	25.624	1'48.803	193,9	18:06'17.744
8	34.756	18.461	29.179	25.594	1'47.990	194,2	18:08'05.734
9	34.842	18.522	29.255	25.553	1'48.172	193,5	18:09'53.906
10	34.799	18.369	29.145	25.398	1'47.711	194,6	18:11'41.617
11	34.605	18.403	29.106	25.426	1'47.540	194,2	18:13'29.157
12	34.701	18.404	29.161	25.188	1'47.454	195,3	18:15'16.611

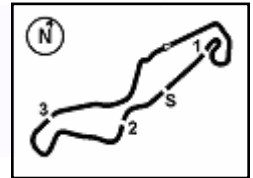
5° 88 R. NIJLAND [1'47.669]							
Lap	Seg1	Seg2	Seg3	Seg4	Lap Time	km/h	Local Time
1	35.534	18.456	29.835	25.627	1'49.452	198,2	17:49'45.791
2	35.145	18.543	29.472	25.902	1'49.062	196,4	17:51'34.853
3	38.821	18.158	29.401	36.520	2'02.900P	201,5	17:53'37.753
4	1'40.450	18.695	30.271	25.928	2'55.344P	195,3	17:56'33.097
5	35.156	18.403	29.565	25.561	1'48.685	197,1	17:58'21.782
6	35.000	18.384	29.290	25.545	1'48.219	197,4	18:00'10.001
7	34.795	18.410	29.184	25.517	1'47.906	197,4	18:01'57.907
8	34.772	18.724	32.376	26.278	1'52.150	201,1	18:03'50.057
9	34.666	18.352	29.230	25.496	1'47.744	198,5	18:05'37.801
10	35.076	18.568	30.725	36.961	2'01.330P	196,7	18:07'39.131
11	2'33.779	20.085	32.076	27.553	3'53.493P	180,3	18:11'32.624
12	34.805	18.440	29.600	25.729	1'48.574	195,3	18:13'21.198
13	34.662	18.380	29.220	25.407	1'47.669	196,0	18:15'08.867

6° 11 R. SIEGERT [1'47.671]							
Lap	Seg1	Seg2	Seg3	Seg4	Lap Time	km/h	Local Time
1	35.300	18.765	30.324	25.697	1'48.845	200,7	17:47'55.424
2	38.362	18.328	29.746	25.190	1'51.626	202,2	17:51'35.895
3	35.288	18.371	29.967	35.953	1'59.579P	200,7	17:53'35.474
4	1'50.741	18.667	31.865	26.595	3'07.868P	199,6	17:56'43.342
5	34.981	18.169	30.313	25.263	1'48.726	202,2	17:58'32.068
6	34.854	18.083	29.521	25.522	1'47.980	204,5	18:00'20.048
7	36.025	18.654	30.135	36.743	2'01.557P	197,8	18:02'21.605
8	1'40.525	18.713	30.339	25.908	2'55.485P	198,9	18:05'17.090
9	35.545	18.897	30.084	25.766	1'50.292	192,2	18:07'07.382
10	34.903	18.228	29.558	25.535	1'48.224	200,7	18:08'55.606
11	34.874	18.239	29.591	25.217	1'47.921	200,7	18:10'43.527
12	34.835	18.984	30.937	26.332	1'51.088	200,4	18:12'34.615
13	34.761	19.607	31.377	26.401	1'52.146	183,4	18:14'26.761
14	34.750	18.334	29.444	25.143	1'47.671	199,3	18:16'14.432

7° 95 J. KORPORAAL [1'47.751]							
Lap	Seg1	Seg2	Seg3	Seg4	Lap Time	km/h	Local Time
1	35.801	18.419	31.327	25.729	1'51.066	201,5	17:49'08.461
2	35.207	18.361	29.815	25.378	1'48.761	202,2	17:50'57.222
3	35.193	18.253	29.508	25.395	1'48.349	201,1	17:52'45.571
4	35.262	18.148	29.295	25.298	1'48.003	203,0	17:54'33.574
5	34.822	18.259	29.588	25.304	1'47.973	200,0	17:56'21.547
6	35.253	18.217	29.293	38.463	2'01.226P	203,8	17:58'22.773
7	5'15.558	18.316	29.775	26.302	6'29.951P	201,1	18:04'52.724
8	35.259	18.263	29.468	25.559	1'48.549	198,9	18:06'41.273
9	34.886	18.149	29.412	25.340	1'47.787	201,9	18:08'29.060
10	34.773	18.257	29.493	25.319	1'47.842	200,4	18:10'16.902
11	35.841	18.211	29.851	25.404	1'49.307	201,5	18:12'06.209
12	35.393	18.150	29.458	25.658	1'48.659	202,2	18:13'54.868
13	34.968	18.210	29.355	25.218	1'47.751	201,1	18:15'42.619

17/04/2026 P = Pits In/Out - C = Lap Time Cancelled

These data/results cannot be reproduced, stored and/or transmitted in whole or in part by any manner of electronic, mechanical, photocopying, recording, broadcasting or otherwise now known or herein after developed without the previous express consent by the copyright owner, except for reproduction in daily press and regular printed publications on sale to the public within 60 days of the event related to those data/results and always provided that copyright symbol appears together as follows below.



Pirelli Dutch Round, 17-19 April 2026  
Chronological Analysis Qualifying

8° 4 C. PENNINGIS [1'47.843]							
Lap	Seg1	Seg2	Seg3	Seg4	Lap Time	km/h	Local Time
1	36.041	18.467	30.176	25.659	1'50.343	200,0	17:49'02.067
2	35.627	18.427	30.074	25.845	1'49.973	200,0	17:50'52.040
3	35.645	18.500	29.701	25.752	1'49.598	<b>203,0</b>	17:52'41.623
4	35.546	<b>18.274</b>	29.635	38.130	2'01.585P	200,7	17:54'43.223
5	3'01.333	18.613	30.142	26.255	4'16.343P	198,2	17:58'59.566
6	35.721	18.767	30.020	25.884	1'50.392	197,8	18:00'49.958
7	36.149	18.846	30.036	25.846	1'50.877	193,9	18:02'40.835
8	35.527	18.389	29.685	25.695	1'49.296	198,9	18:04'30.131
9	35.467	18.488	29.725	25.657	1'49.337	198,2	18:06'19.468
10	35.419	18.336	29.574	25.509	1'48.838	200,0	18:08'08.306
11	35.139	18.387	<b>29.213</b>	<b>25.267</b>	1'48.006	199,6	18:09'56.312
12	<b>34.964</b>	18.288	29.312	25.279	<b>1'47.843</b>	201,9	18:11'44.155
13	35.283	18.392	29.790	25.497	1'48.962	200,4	18:13'33.117
14	35.050	18.294	29.561	25.746	1'48.651	200,0	18:15'21.768

9° 24 S. GOTTLICH [1'47.901]							
Lap	Seg1	Seg2	Seg3	Seg4	Lap Time	km/h	Local Time
1	35.933	18.587	30.091	25.885	1'50.219	196,7	17:47'58.884
2	35.340	18.285	30.104	25.920	1'50.219	<b>201,1</b>	17:49'49.103
3	35.063	18.372	<b>29.546</b>	35.062	1'58.043P	198,2	17:53'36.021
4	1'51.456	<b>18.205</b>	30.193	25.857	3'05.711P	<b>201,1</b>	17:56'41.732
5	35.062	18.850	30.014	25.606	1'49.532	195,3	17:58'31.264
6	35.102	18.429	29.687	25.857	1'49.075	197,8	18:00'20.339
7	35.278	18.759	30.169	26.204	1'50.410	197,4	18:02'10.749
8	35.458	18.995	30.904	35.899	2'01.256P	196,0	18:04'12.005
9	1'44.572	18.594	30.047	25.832	2'59.045P	197,1	18:07'11.050
10	35.028	18.321	29.643	25.629	1'48.621	198,9	18:08'59.671
11	35.019	18.322	29.581	25.445	1'48.367	197,4	18:10'48.038
12	<b>34.729</b>	18.210	29.555	25.407	<b>1'47.901</b>	200,7	18:12'35.939
13	34.810	18.322	30.699	26.362	1'50.193	199,6	18:14'26.132
14	35.166	18.449	29.596	<b>25.366</b>	1'48.577	197,8	18:16'14.709

10° 96 S. EMPRIN [1'47.925]							
Lap	Seg1	Seg2	Seg3	Seg4	Lap Time	km/h	Local Time
1	35.541	18.875	30.102	25.712	1'50.219	199,3	17:48'00.587
2	35.466	18.416	29.447	25.543	1'48.947	<b>201,5</b>	17:49'49.534
3	35.215	18.369	29.408	<b>25.415</b>	1'48.658	200,4	17:51'38.192
4	1'50.209	<b>18.306</b>	29.286	35.740	1'58.547P	200,4	17:53'36.739
5	34.998	18.453	30.661	26.113	3'05.436P	198,2	17:56'42.175
6	36.006	18.353	29.349	25.866	1'48.566	199,3	17:58'30.741
7	36.006	18.422	29.457	25.843	1'49.728	198,5	18:00'20.469
8	35.824	18.542	30.117	37.846	2'02.329P	199,6	18:02'22.798
9	1'39.527	18.655	30.399	26.029	2'54.610P	198,5	18:05'17.408
10	35.308	18.578	29.445	25.846	1'49.177	196,7	18:07'06.585
11	37.656	18.611	<b>29.275</b>	25.516	1'51.058	198,5	18:08'57.643
12	34.811	18.359	29.330	25.425	<b>1'47.925</b>	<b>201,5</b>	18:10'45.568
13	<b>34.735</b>	18.497	29.469	27.024	1'49.725	200,0	18:12'35.293
14	34.754	18.742	31.146	26.356	1'50.998	198,2	18:14'26.291
15	35.160	18.461	29.504	25.713	1'48.838	198,5	18:16'15.129

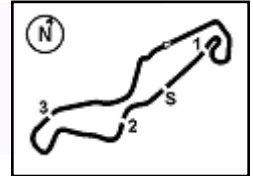
11° 93 J. RUDDOLF [1'48.185]							
Lap	Seg1	Seg2	Seg3	Seg4	Lap Time	km/h	Local Time
1	36.054	19.185	31.510	26.394	1'51.168	197,1	17:51'47.775
2	35.670	18.685	30.392	26.037	1'51.168	198,2	17:53'38.943
3	35.670	18.591	30.022	25.843	1'50.126	197,1	17:55'29.069
4	35.340	18.566	30.114	25.998	1'50.018	196,7	17:57'19.087
5	35.357	18.603	29.969	25.811	1'49.740	196,7	17:59'08.827
6	35.594	18.592	29.902	26.049	1'50.137	196,7	18:00'58.964
7	34.904	<b>18.226</b>	<b>29.537</b>	25.645	1'48.312	<b>201,1</b>	18:02'47.276

7	34.766	18.449	29.588	25.694	1'48.497	197,4	18:04'35.773
8	34.982	18.444	29.682	25.949	1'49.057	197,8	18:06'24.830
9	35.297	18.480	29.900	25.789	1'49.466	198,5	18:08'14.296
10	34.817	18.374	29.727	25.584	1'48.502	196,0	18:10'02.798
11	34.882	18.391	29.553	<b>25.359</b>	<b>1'48.185</b>	198,5	18:11'50.983
12	<b>34.664</b>	18.437	29.838	25.643	1'48.582	199,3	18:13'39.565
13	34.835	18.469	29.598	25.666	1'48.568	197,1	18:15'28.133

12° 71 W. KRZELJ [1'48.242]							
Lap	Seg1	Seg2	Seg3	Seg4	Lap Time	km/h	Local Time
1	36.063	19.316	30.529	26.337	188,8	17:47'19.596	
2	35.580	18.977	29.711	26.291	1'51.042	191,8	17:49'10.638
3	35.529	18.550	29.727	25.728	1'49.585	192,5	17:51'00.223
4	35.529	18.535	29.388	25.908	1'49.360	192,5	17:52'49.583
5	35.368	18.500	29.472	25.887	1'49.227	191,8	17:54'38.810
6	35.055	18.539	29.355	25.869	1'48.818	190,8	17:56'27.628
7	35.462	18.544	29.593	25.797	1'49.396	191,8	17:58'17.024
8	35.209	18.823	29.625	41.506	2'05.163P	189,5	18:00'22.187
9	1'10.898	18.547	29.877	26.141	2'25.463P	191,2	18:02'47.650
10	36.280	18.425	29.198	26.124	1'50.027	<b>193,2</b>	18:04'37.677
11	35.022	18.593	29.348	25.982	1'48.945	190,8	18:06'26.622
12	35.393	18.708	29.159	26.014	1'49.274	190,8	18:08'15.896
13	35.087	18.572	29.364	26.036	1'49.059	191,2	18:10'04.955
14	35.243	18.599	29.403	25.855	1'49.100	191,8	18:11'54.055
15	34.973	18.535	<b>29.081</b>	<b>25.689</b>	1'48.278	191,5	18:13'42.333
16	<b>34.909</b>	<b>18.415</b>	29.181	25.737	<b>1'48.242</b>	192,5	18:15'30.575

13° 14 D. HINKELMANN [1'48.355]							
Lap	Seg1	Seg2	Seg3	Seg4	Lap Time	km/h	Local Time
1	35.813	18.901	30.383	25.819	198,2	17:48'02.203	
2	35.576	18.883	29.998	25.682	1'50.376	187,5	17:49'52.579
3	35.603	18.335	29.804	25.522	1'49.237	200,7	17:51'41.816
4	35.603	<b>18.291</b>	29.962	25.458	1'49.314	200,4	17:53'31.130
5	38.683	20.115	32.503	32.820	2'04.121P	175,0	17:55'35.251
6	1'13.060	18.732	30.141	25.872	2'27.805P	194,6	17:58'03.056
7	35.848	18.611	30.061	25.858	1'50.378	195,3	17:59'53.434
8	35.574	18.474	29.977	25.799	1'49.824	197,1	18:01'43.258
9	35.386	18.353	29.767	26.372	1'49.878C	197,1	18:03'33.136
10	38.948	18.992	32.293	34.452	2'04.685CP	195,3	18:05'37.821
11	1'15.214	18.347	29.668	25.615	2'28.844P	197,1	18:08'06.665
12	35.478	18.363	29.504	25.615	1'48.960	198,5	18:09'55.625
13	35.234	18.548	<b>29.411</b>	<b>25.162</b>	<b>1'48.355</b>	199,3	18:11'43.980
14	35.793	18.371	29.685	25.433	1'49.282	197,4	18:13'33.262
15	<b>35.024</b>	18.389	29.461	25.811	1'48.685	<b>201,1</b>	18:15'21.947

14° 79 A. VYSKOCIL [1'48.435]							
Lap	Seg1	Seg2	Seg3	Seg4	Lap Time	km/h	Local Time
1	35.877	18.689	29.943	25.709	194,6	17:47'59.120	
2	35.910	18.318	30.109	26.030	1'50.334	199,6	17:49'49.454
3	35.910	<b>18.299</b>	29.852	<b>25.332</b>	1'49.393	<b>200,0</b>	17:51'38.847
4	35.418	18.333	29.617	25.616	1'48.984	197,4	17:53'27.831
5	35.414	18.601	29.860	26.042	1'49.917	193,9	17:55'17.748
6	35.988	18.789	30.087	40.574	2'05.438P	197,1	17:57'23.186
7	1'20.012	18.687	30.181	26.110	2'34.990P	192,9	17:59'58.176
8	35.462	18.646	30.012	26.099	1'50.219	192,9	18:01'48.395
9	35.660	19.227	30.397	26.517	1'51.801	191,8	18:03'40.196
10	36.053	18.656	30.458	39.396	2'04.563P	195,3	18:05'44.759
11	1'11.270	18.503	<b>29.418</b>	25.789	2'24.980P	194,9	18:08'09.739
12	35.000	18.430	29.486	25.688	1'48.604	195,7	18:09'58.343
13	<b>34.884</b>	18.443	29.595	25.698	1'48.620	194,9	18:11'46.963
14	34.887	18.462	29.477	25.734	1'48.560	194,9	18:13'35.523
15	34.949	18.489	29.457	25.540	<b>1'48.435</b>	195,7	18:15'23.958



Pirelli Dutch Round, 17-19 April 2026  
Chronological Analysis Qualifying

15° 78 T. DEDEA [1'48.505]							
Lap	Seg.1	Seg.2	Seg.3	Seg.4	Lap Time	km/h	Local Time
		19.001	30.934	26.023		193,9	17:47'17.824
1	35.853	18.525	30.459	25.786	1'50.623	196,0	17:49'08.447
2	35.673	18.421	30.024	25.800	1'49.918	<b>197,4</b>	17:50'58.365
3	35.466	18.363	30.002	25.808	1'49.639	197,1	17:52'48.004
4	35.453	18.434	29.966	25.856	1'49.709	194,6	17:54'37.713
5	35.312	18.463	30.109	25.857	1'49.741	193,5	17:56'27.454
6	35.350	18.460	29.910	25.573	1'49.293	194,9	17:58'16.747
7	35.551	18.542	30.768	26.205	1'51.066	193,9	18:00'07.813
8	35.319	18.350	29.842	25.737	1'49.248	194,6	18:01'57.061
9	35.378	18.261	29.941	25.892	1'49.472	195,7	18:03'46.533
10	35.284	18.507	29.807	25.829	1'49.427	193,9	18:05'35.960
11	35.279	<b>18.207</b>	29.689	<b>25.532</b>	1'48.707	195,3	18:07'24.667
12	35.385	18.258	29.893	25.685	1'49.221	197,1	18:09'13.888
13	<b>35.090</b>	18.304	<b>29.559</b>	<b>25.552</b>	1'48.505	193,9	18:11'02.393
14	35.686	18.411	29.985	25.822	1'49.904	193,2	18:12'52.297
15	35.092	18.484	29.690	25.717	1'48.983	194,6	18:14'41.280
16	35.396	18.280	30.067	25.655	1'49.398	194,2	18:16'30.678

6	35.392	18.662	29.948	26.085	1'50.087	197,8	17:59'15.512
7	35.676	18.652	32.946	27.657	1'54.931	197,4	18:01'10.443
8	35.501	18.532	29.977	26.324	1'50.334	197,1	18:03'00.777
9	37.284	18.333	30.215	26.382	1'52.214	198,5	18:04'52.991
10	35.633	18.598	31.279	27.035	1'52.545	196,4	18:06'45.536
11	35.324	18.495	29.675	25.815	1'49.309	196,4	18:08'34.845
12	35.687	18.570	30.301	25.919	1'50.477	197,8	18:10'25.322
13	35.364	18.682	30.925	25.586	1'50.557	195,7	18:12'15.879
14	<b>35.160</b>	18.526	29.617	25.783	1'49.086	196,4	18:14'04.965
15	35.375	18.478	29.830	<b>25.582</b>	1'49.265	197,1	18:15'54.230

16° 33 L. FLIER [1'48.684]							
Lap	Seg.1	Seg.2	Seg.3	Seg.4	Lap Time	km/h	Local Time
		19.067	30.585	26.065		194,6	17:47'12.444
1	35.864	18.517	29.849	25.586	1'49.816	198,5	17:49'02.260
2	35.570	<b>18.308</b>	30.005	25.686	1'49.569	<b>200,7</b>	17:50'51.829
3	35.574	18.546	29.847	25.639	1'49.606	197,4	17:52'41.435
4	35.428	18.418	29.699	25.406	1'48.951	197,1	17:54'30.386
5	<b>35.279</b>	18.410	<b>29.660</b>	<b>25.335</b>	<b>1'48.684</b>	199,3	17:56'19.070
6	38.990	18.787	30.675	39.671	2'08.123P	196,4	17:58'27.193
7	5'12.153	18.707	30.258	26.034	6'27.152P	197,8	18:04'54.345
8	35.714	18.792	29.867	26.194	1'50.567	195,3	18:06'44.912
9	35.829	19.470	29.782	25.716	1'50.797	194,6	18:08'35.709
10	38.760	18.812	30.541	36.241	2'04.354P	195,3	18:10'40.063
11	1'15.633	19.150	30.448	26.377	2'31.608P	190,5	18:13'11.671
12	35.846	18.924	30.470	28.100	1'53.340	193,9	18:15'05.011

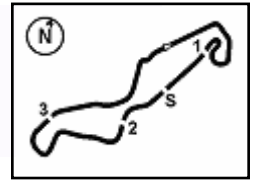
19° 6 A. EILERSEN [1'49.004]							
Lap	Seg.1	Seg.2	Seg.3	Seg.4	Lap Time	km/h	Local Time
			18.948	29.992	25.902	193,9	17:48'00.333
1	35.606	18.782	29.570	25.642	1'49.600	196,0	17:49'49.933
2	35.535	18.397	29.753	<b>25.529</b>	1'49.214	<b>200,4</b>	17:51'39.147
3	35.298	<b>18.319</b>	29.543	<b>25.844</b>	<b>1'49.004</b>	198,5	17:53'28.151
4	35.372	18.540	29.566	26.010	1'49.488	195,3	17:55'17.639
5	35.902	18.764	29.952	25.969	1'50.587	192,2	17:57'08.226
6	35.797	18.899	29.829	36.758	2'01.283P	191,8	17:59'09.509
7	4'53.423	18.709	29.834	26.136	6'08.102P	193,5	18:05'17.611
8	35.399	18.686	29.704	25.790	1'49.579	194,2	18:07'07.190
9	35.424	18.652	<b>29.535</b>	25.891	1'49.502	193,2	18:08'56.692
10	35.429	18.668	29.701	25.644	1'49.442	193,2	18:10'46.134
11	35.556	18.679	29.894	26.031	1'50.160	193,9	18:12'36.294
12	<b>35.266</b>	18.667	30.209	26.267	1'50.409	193,2	18:14'26.703
13	35.384	18.479	29.651	25.678	1'49.192	197,1	18:16'15.895

17° 54 M. MASSON [1'48.960]							
Lap	Seg.1	Seg.2	Seg.3	Seg.4	Lap Time	km/h	Local Time
		19.278	30.984	26.893		197,1	17:47'03.125
1	36.111	18.596	30.288	26.058	1'51.053	200,7	17:48'54.178
2	36.387	19.209	30.506	26.572	1'52.674	196,4	17:50'46.852
3	35.930	18.660	30.119	26.483	1'51.192	199,6	17:52'38.044
4	35.475	<b>18.428</b>	29.913	<b>25.696</b>	1'49.512	200,4	17:54'27.556
5	35.360	18.529	29.915	25.877	1'49.681	198,9	17:56'17.237
6	35.546	18.592	30.199	26.449	1'50.786	198,9	17:58'08.023
7	35.727	18.685	29.965	26.393	1'50.770	197,8	17:59'58.793
8	35.427	18.599	29.747	26.523	1'50.296	201,9	18:01'49.089
9	35.665	18.640	30.082	26.124	1'50.511	<b>202,6</b>	18:03'39.600
10	37.111	18.568	30.522	37.039	2'03.240P	201,5	18:05'42.840
11	1'13.604	18.764	30.042	26.115	2'28.525P	200,4	18:08'11.365
12	35.226	18.451	29.762	25.746	1'49.185	200,0	18:10'00.550
13	35.285	18.542	29.707	26.015	1'49.549	200,4	18:11'50.099
14	35.232	18.782	30.009	25.950	1'49.973	196,7	18:13'40.072
15	<b>35.043</b>	18.489	<b>29.628</b>	25.800	<b>1'48.960</b>	201,9	18:15'29.032

20° 10 L. WOLFF [1'49.037]							
Lap	Seg.1	Seg.2	Seg.3	Seg.4	Lap Time	km/h	Local Time
			19.009	30.697	26.445	193,5	17:47'58.268
1	35.969	18.594	30.282	26.255	1'51.100	198,2	17:49'49.368
2	35.752	18.430	29.841	26.348	1'50.371	<b>203,0</b>	17:51'39.739
3	35.941	18.494	29.985	26.090	1'50.510	198,9	17:53'30.249
4	36.786	19.507	30.244	26.187	1'52.724	187,2	17:55'22.973
5	35.707	18.732	30.463	26.093	1'50.995	196,7	17:57'13.968
6	36.060	18.905	30.615	26.251	1'51.831	193,5	17:59'05.799
7	35.861	18.685	29.911	26.048	1'50.505	194,2	18:00'56.304
8	36.220	18.882	29.976	26.102	1'51.180	192,9	18:02'47.484
9	35.801	18.518	29.984	26.151	1'50.454	200,0	18:04'37.938
10	<b>35.354</b>	<b>18.352</b>	29.673	<b>25.658</b>	<b>1'49.037</b>	200,0	18:06'26.975
11	35.701	18.411	30.017	26.005	1'50.134	200,0	18:08'17.109
12	35.524	18.523	<b>29.619</b>	25.924	1'49.590	197,4	18:10'06.699
13	36.542	19.034	40.803	35.412	2'11.791P	193,9	18:12'18.490

18° 58 Z. BULTÉ [1'48.969]							
Lap	Seg.1	Seg.2	Seg.3	Seg.4	Lap Time	km/h	Local Time
		18.856	30.437	25.875		196,4	17:48'01.972
1	35.657	18.518	29.929	25.741	1'49.845	199,6	17:49'51.817
2	35.460	18.357	29.832	25.701	1'49.350	198,5	17:51'41.167
3	35.426	<b>18.322</b>	<b>29.527</b>	25.694	<b>1'48.969</b>	<b>200,0</b>	17:53'30.136
4	40.997	19.419	33.565	26.601	2'00.582	186,2	17:55'30.718
5	35.666	18.497	32.774	27.770	1'54.707	196,7	17:57'25.425

21° 72 J. DESCHOUWER [1'49.112]							
Lap	Seg.1	Seg.2	Seg.3	Seg.4	Lap Time	km/h	Local Time
			19.273	30.880	26.684	196,4	17:47'02.674
1	35.967	18.888	30.155	26.202	1'51.212	196,7	17:48'53.886
2	36.594	19.692	30.982	26.333	1'53.601	191,5	17:50'47.487
3	35.653	18.799	30.175	26.195	1'50.822	<b>201,9</b>	17:52'38.309
4	35.610	18.709	29.834	26.168	1'50.321	<b>201,9</b>	17:54'28.630
5	35.543	18.850	29.907	25.925	1'50.225	200,7	17:56'18.855
6	35.431	18.735	30.135	26.261	1'50.562	199,3	17:58'09.417
7	35.658	18.577	29.856	26.029	1'50.120	199,6	17:59'59.537
8	35.363	<b>18.553</b>	29.578	26.014	1'49.508	201,1	18:01'49.045
9	35.379	18.724	29.941	26.188	1'50.232	<b>201,9</b>	18:03'39.277
10	38.709	18.870	29.913	26.508	1'54.000	195,7	18:05'33.277
11	35.895	18.689	29.813	26.166	1'50.563	197,8	18:07'23.840
12	35.792	18.675	30.201	26.349	1'51.017	198,9	18:09'14.857
13	36.814	18.993	30.167	25.958	1'51.932	191,8	18:11'06.789
14	<b>35.211</b>	18.605	<b>29.454</b>	<b>25.842</b>	<b>1'49.112</b>	201,1	18:12'55.901
15	39.381	18.661	29.757	26.308	1'54.107	200,0	18:14'50.008



Pirelli Dutch Round, 17-19 April 2026  
Chronological Analysis Qualifying

16 35.285 18.564 29.786 26.180 1'49.815 200,4 18:16'39.823

22° 2 V. CECH [1'49.635]							
Lap	Seg.1	Seg.2	Seg.3	Seg.4	Lap Time	km/h	Local Time
		19.455	31.361	26.730		194,6	17:47'06.573
1	35.926	18.901	30.725	26.322	1'51.874	196,0	17:48'58.447
2	35.588	18.713	30.359	26.114	1'50.774	197,4	17:50'49.221
3	35.781	18.630	30.145	26.039	1'50.595	198,9	17:52'39.816
4	35.407	<b>18.505</b>	30.019	25.927	1'49.858	198,9	17:54'29.674
5	35.406	18.620	29.761	25.848	<b>1'49.635</b>	197,4	17:56'19.309
6	35.430	18.647	30.614	25.864	1'50.555	<b>200,4</b>	17:58'09.864
7	35.707	18.525	<b>29.753</b>	25.847	1'49.832	198,9	17:59'59.696
8	35.612	18.623	<b>29.753</b>	<b>25.793</b>	1'49.781	197,1	18:01'49.477
9	35.520	18.691	30.134	25.891	1'50.236	198,5	18:03'39.713
10	35.912	18.838	30.487	26.548	1'51.785	196,4	18:05'31.498
11	35.555	18.622	30.203	26.453	1'50.833	199,6	18:07'22.331
12	38.218	18.681	30.028	26.205	1'53.132	196,4	18:09'15.463
13	35.702	18.662	29.867	25.991	1'50.222	197,4	18:11'05.685
14	35.415	18.782	29.935	25.987	1'50.119	195,3	18:12'55.804
15	<b>35.393</b>	18.655	29.829	25.858	1'49.735	196,7	18:14'45.539
16	35.521	18.744	30.479	26.600	1'51.344	197,8	18:16'36.883

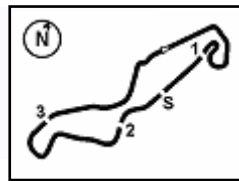
23° 41 D. DOUMA [1'49.843]							
Lap	Seg.1	Seg.2	Seg.3	Seg.4	Lap Time	km/h	Local Time
		19.264	30.981	26.349		192,5	17:47'03.823
1	35.978	18.701	30.108	25.821	1'50.608	196,7	17:48'54.431
2	36.159	19.744	31.148	26.310	1'53.361	193,5	17:50'47.792
3	35.684	18.711	30.205	26.008	1'50.608	<b>198,9</b>	17:52'38.400
4	35.794	18.601	29.866	<b>25.714</b>	1'49.975	<b>198,9</b>	17:54'28.375
5	35.605	18.941	29.921	25.899	1'50.366	195,7	17:56'18.741
6	35.729	18.745	30.445	25.897	1'50.816	198,5	17:58'09.557
7	36.130	18.682	29.963	25.826	1'50.601	197,4	18:00'00.158
8	35.647	<b>18.527</b>	29.858	25.811	<b>1'49.843</b>	<b>198,9</b>	18:01'50.001
9	35.583	18.531	29.942	25.896	1'49.952	198,5	18:03'39.953
10	35.939	18.776	30.402	26.198	1'51.315	197,8	18:05'31.268
11	35.634	18.905	30.139	26.280	1'50.958	195,3	18:07'22.226
12	38.002	18.689	<b>29.797</b>	25.998	1'52.486	198,2	18:09'14.712
13	35.622	18.627	29.890	25.915	1'50.054	196,0	18:11'04.766
14	<b>35.537</b>	18.681	29.924	25.843	1'49.985	194,9	18:12'54.751
15	35.542	18.886	30.000	25.901	1'50.329	194,2	18:14'45.080
16	35.857	18.969	30.451	26.415	1'51.692	191,8	18:16'36.772

24° 12 W. RUBY [1'54.347]							
Lap	Seg.1	Seg.2	Seg.3	Seg.4	Lap Time	km/h	Local Time
		19.900	31.755	27.523		186,5	17:47'34.411
1	37.361	19.368	31.429	27.264	1'55.422	190,5	17:49'29.833
2	37.197	19.324	31.549	27.446	1'55.516	190,5	17:51'25.349
3	37.784	19.724	31.271	27.521	1'56.300	184,6	17:53'21.649
4	38.498	19.405	31.814	27.461	1'57.178	186,5	17:55'18.827
5	<b>36.699</b>	<b>19.132</b>	31.153	27.383	1'54.367	192,9	17:57'13.194
6	37.214	19.263	31.109	27.085	1'54.671	191,5	17:59'07.865
7	37.130	19.279	31.638	27.332	1'55.379	<b>194,2</b>	18:01'03.244
8	39.017	19.770	31.316	27.534	1'57.637	184,3	18:03'00.881
9	37.486	19.192	31.176	<b>26.994</b>	1'54.848	<b>194,2</b>	18:04'55.729
10	36.908	19.326	31.085	27.028	<b>1'54.347</b>	191,2	18:06'50.076
11	37.085	19.408	<b>31.026</b>	27.305	1'54.824	190,8	18:08'44.900
12	39.070	19.492	31.201	27.694	1'57.457	188,2	18:10'42.357
13	37.250	19.401	31.736	27.283	1'55.670	191,2	18:12'38.027
14	37.482	19.834	31.597	27.194	1'56.107	189,5	18:14'34.134
15	37.291	19.443	31.470	27.743	1'55.947	189,1	18:16'30.081

17/04/2026 P = Pits In/Out - C = Lap Time Cancelled

These data/results cannot be reproduced, stored and/or transmitted in whole or in part by any manner of electronic, mechanical, photocopying, recording, broadcasting or otherwise now known or herein after developed without the previous express consent by the copyright owner, except for reproduction in daily press and regular printed publications on sale to the public within 60 days of the event related to those data/results and always provided that copyright symbol appears together as follows below.

© DORNA WSBK ORGANIZATION Srl 2026



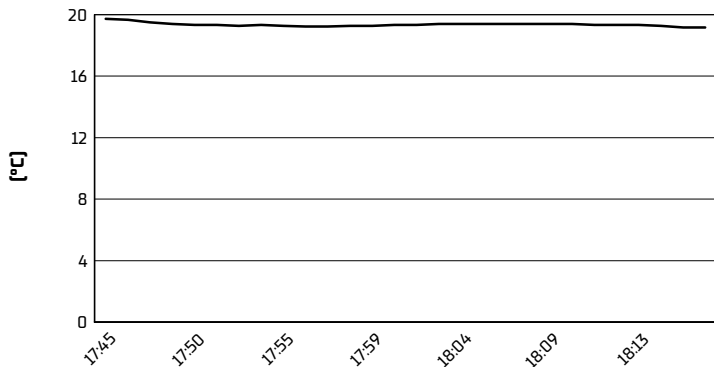
TT Circuit Assen 4.542 m

**Pirelli Dutch Round, 17-19 April 2026**

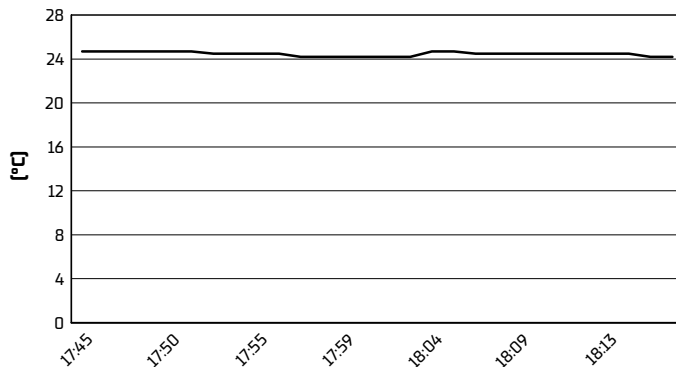
**Weather Report Qualifying**

Session started 17:45 - Session ended 18:18

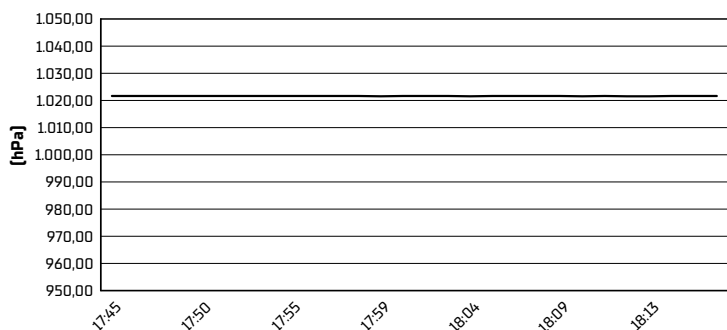
**Air Temperature**



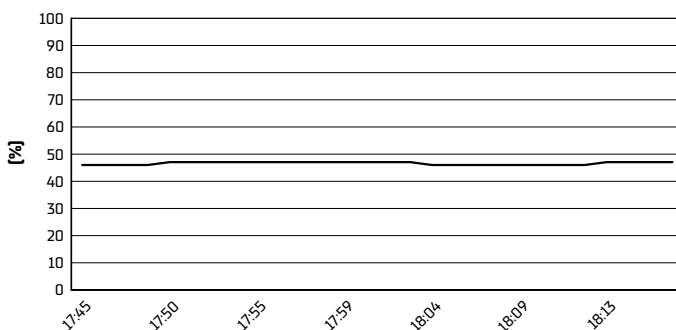
**Track Temperature**



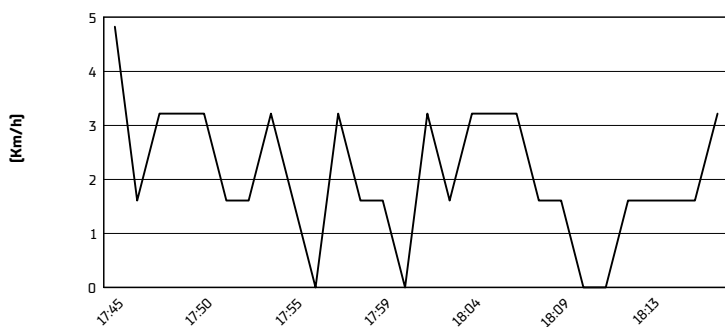
**Air Pressure**



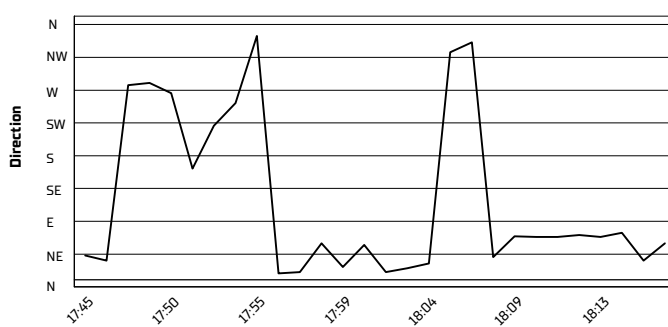
**Humidity**

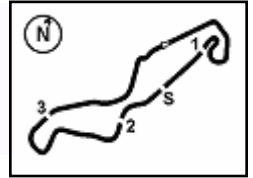


**Wind Speed**



**Wind Direction**





TT Circuit Assen 4.542 m

**Pirelli Dutch Round, 17-19 April 2026**

**Starting Grid - Race 1 [14 Laps x 4,542 km = 63,588 km]**

1	1	<b>21 URLASS A.</b> Honda 1'46.321	2	<b>7 DURDIS R.</b> Honda 1'47.262	3	<b>17 WENZEL T.</b> Honda 1'47.454
2	4	<b>88 NIJLAND R.</b> Honda 1'47.669	5	<b>11 SIEGERT R.</b> Honda 1'47.671	6	<b>95 KORPORAAL J.</b> Honda 1'47.751
3	7	<b>4 PENNING S.</b> Honda 1'47.843	8	<b>24 GOTTLICH S.</b> Honda 1'47.901	9	<b>96 EMPRIN S.</b> Honda 1'47.925
4	10	<b>93 RUDOLF J.</b> Honda 1'48.185	11	<b>71 KRZELJ W.</b> Honda 1'48.242	12	<b>14 HINKELMANN D.</b> Honda 1'48.355
5	13	<b>79 VYSKOCIL A.</b> Honda 1'48.435	14	<b>78 DEDEA T.</b> Honda 1'48.505	15	<b>33 FLIER L.</b> Honda 1'48.684
6	16	<b>54 MASSON M.</b> Honda 1'48.960	17	<b>58 BULTÉ Z.</b> Honda 1'48.969	18	<b>6 EILERSEN A.</b> Honda 1'49.004
7	19	<b>10 WOLFF L.</b> Honda 1'49.037	20	<b>72 DESCHOUWER J.</b> Honda 1'49.112	21	<b>2 CECH V.</b> Honda 1'49.635
8	22	<b>41 DOUMA D.</b> Honda 1'49.843	23	<b>46 PEKKANEN D.</b> Honda	24	<b>12 RUBY W.</b> Honda