

**Pirelli Dutch Round, 17-19 April 2026**  
**Results Free Practice 2nd Session**

No.	Rider	Nat	Team	Bike	Time	Gap	Rel.	Laps	Speed	
									Avg	Max
1	<b>21 A. URLASS</b>	GER	MASS SPORTS Racing by JRP Motosport	Honda NSF 250R	<b>1'47.524</b>			13	152,070	<b>196,0</b>
2	<b>17 T. WENZEL</b>	GER	Team NSA	Honda NSF 250R	<b>1'47.858</b>	0.334	0.334	12	151,599	<b>194,2</b>
3	<b>11 R. SIEGERT</b>	GER	Kiefer Racing	Honda NSF 250R	<b>1'47.988</b>	0.464	0.130	13	151,417	<b>202,2</b>
4	<b>24 S. GOTTLICH</b>	GER	Team Freudenberg-PALIGO Racing	Honda NSF 250R	<b>1'48.064</b>	0.540	0.076	12	151,310	<b>201,9</b>
5	<b>95 J. KORPORAAL</b>	NED	Jaylen Korporaal Racing	Honda NSF 250R	<b>1'48.471</b>	0.947	0.407	13	150,743	<b>202,2</b>
6	<b>7 R. DURDIS</b>	CZE	FS12 Racing Team	Honda NSF 250R	<b>1'48.605</b>	1.081	0.134	11	150,557	<b>196,7</b>
7	<b>88 R. NIJLAND</b>	NED	RNLf Racing Team	Honda NSF 250R	<b>1'48.742</b>	1.218	0.137	11	150,367	<b>196,4</b>
8	<b>46 D. PEKKANEN</b>	FIN	DPR Team	Honda NSF 250R	<b>1'48.863</b>	1.339	0.121	12	150,200	<b>196,7</b>
9	<b>93 J. RUDDOLF</b>	GER	Racingteam Rudolph	Honda NSF 250R	<b>1'49.026</b>	1.502	0.163	13	149,975	<b>202,6</b>
10	<b>96 S. EMPRIN</b>	FRA	SWAN96	Honda NSF 250R	<b>1'49.279</b>	1.755	0.253	12	149,628	<b>196,7</b>
11	<b>58 Z. BULTÉ</b>	BEL	Zenno58	Honda NSF 250R	<b>1'49.444</b>	1.920	0.165	12	149,402	<b>201,9</b>
12	<b>78 T. DEDEA</b>	GER	Tudor Racing	Honda NSF 250R	<b>1'49.458</b>	1.934	0.014	12	149,383	<b>198,5</b>
13	<b>71 W. KRZELJ</b>	FRA	KRZ RACING TEAM	Honda NSF 250R	<b>1'49.734</b>	2.210	0.276	13	149,008	<b>192,2</b>
14	<b>6 A. EILERSEN</b>	DEN	ARE Racing	Honda NSF 250R	<b>1'49.754</b>	2.230	0.020	11	148,980	<b>196,0</b>
15	<b>4 C. PENNING</b>	NED	MASS SPORTS Racing by JRP Motosport	Honda NSF 250R	<b>1'49.776</b>	2.252	0.022	12	148,951	<b>200,0</b>
16	<b>33 L. FLIER</b>	NED	Team NL Racing Team	Honda NSF 250R	<b>1'49.778</b>	2.254	0.002	12	148,948	<b>200,0</b>
17	<b>2 V. CECH</b>	CZE	ZC RACING s.r.o.	Honda NSF 250R	<b>1'49.876</b>	2.352	0.098	10	148,815	<b>200,0</b>
18	<b>14 D. HINKELMANN</b>	GER	Hinkelmann DH 14 Racing	Honda NSF 250R	<b>1'49.898</b>	2.374	0.022	12	148,785	<b>200,0</b>
19	<b>79 A. VYSKOCIL</b>	CZE	AV79 racing team	Honda NSF 250R	<b>1'49.926</b>	2.402	0.028	12	148,747	<b>197,8</b>
20	<b>41 D. DOUMA</b>	NED	Douma Racing	Honda NSF 250R	<b>1'49.958</b>	2.434	0.032	13	148,704	<b>197,1</b>
21	<b>72 J. DESCHOUWER</b>	BEL	Junior Black Knights	Honda NSF 250R	<b>1'50.008</b>	2.484	0.050	13	148,636	<b>200,4</b>
22	<b>10 L. WOLFF</b>	GER	Kiefer Racing	Honda NSF 250R	<b>1'50.010</b>	2.486	0.002	13	148,634	<b>198,5</b>
23	<b>54 M. MASSON</b>	BEL	Junior Black Knights	Honda NSF 250R	<b>1'50.217</b>	2.693	0.207	13	148,355	<b>202,6</b>
24	<b>12 W. RUBY</b>	DEN	TEAMWILLIAM	Honda NSF 250R	<b>1'53.976</b>	6.452	3.759	10	143,462	<b>194,6</b>

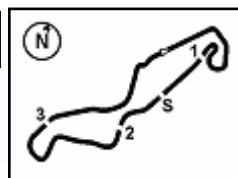
**Qualifying Lap Time (107% of 1'47.524): 1'55.051**

AIR	Humidity:	51%	Temp:	17°C
TRACK	Condition:	Dry	Temp:	24°C

17/04/2026 Start 13:30 End 13:56 The results are provisional until the end of the time limit for protests and appeals and the completion of the technical checks.

Clerk Of The Course: **Roland Brontsema**  
Publication Time: **13:59**

These data/results cannot be reproduced, stored and/or transmitted in whole or in part by any manner of electronic, mechanical, photocopying, recording, broadcasting or otherwise now known or herein after developed without the previous express consent by the copyright owner, except for reproduction in daily press and regular printed publications on sale to the public within 60 days of the event related to those data/results and always provided that copyright symbol appears together as follows below.



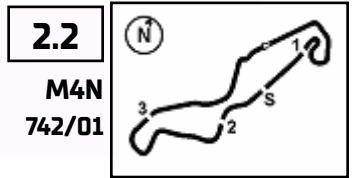
**Pirelli Dutch Round, 17-19 April 2026**  
**Results Free Practice 2nd Session**

**Session Highlights**

Local Time	No. Rider	Description
13.30.00		Start of Session
13.51.11	<b>2 V. CECH</b>	#2 Technical Problem - Rider is slowing down
13.51.29	<b>2 V. CECH</b>	#2 Stopped with Technical Problem - Turn 1
13.56.56		End of Session

**Fastest Laps Sequence**

No.	Rider	Nat	Team	Bike	Local Time	Time	Gap	Avg
<b>41</b>	<b>D. DOUMA</b>	NED	Douma Racing	Honda NSF 250R	13:33'51.065	<b>1'52.136</b>		145,816
<b>54</b>	<b>M. MASSON</b>	BEL	Junior Black Knights	Honda NSF 250R	13:33'51.311	<b>1'51.854</b>	-0.282	146,183
<b>95</b>	<b>J. KORPORAAL</b>	NED	Jaylen Korporaal Racing	Honda NSF 250R	13:33'51.619	<b>1'50.533</b>	-1.321	147,930
<b>78</b>	<b>T. DEDEA</b>	GER	Tudor Racing	Honda NSF 250R	13:33'52.737	<b>1'50.071</b>	-0.462	148,551
<b>24</b>	<b>S. GOTTLICH</b>	GER	Team Freudenberg-PALIGO Racing	Honda NSF 250R	13:34'03.832	<b>1'49.924</b>	-0.147	148,750
<b>93</b>	<b>J. RUDDOLF</b>	GER	Racingteam Rudolph	Honda NSF 250R	13:35'45.137	<b>1'49.533</b>	-0.391	149,281
<b>7</b>	<b>R. DURDIS</b>	CZE	FS12 Racing Team	Honda NSF 250R	13:37'22.677	<b>1'49.484</b>	-0.049	149,348
<b>21</b>	<b>A. URLASS</b>	GER	MASS SPORTS Racing by JRP Motosport	Honda NSF 250R	13:38'18.688	<b>1'48.562</b>	-0.922	150,616
<b>21</b>	<b>A. URLASS</b>	GER	MASS SPORTS Racing by JRP Motosport	Honda NSF 250R	13:40'06.681	<b>1'47.993</b>	-0.569	151,410
<b>21</b>	<b>A. URLASS</b>	GER	MASS SPORTS Racing by JRP Motosport	Honda NSF 250R	13:43'43.524	<b>1'47.783</b>	-0.210	151,705
<b>21</b>	<b>A. URLASS</b>	GER	MASS SPORTS Racing by JRP Motosport	Honda NSF 250R	13:54'33.005	<b>1'47.524</b>	-0.259	152,070



TT Circuit Assen 4.542 m

**Pirelli Dutch Round, 17-19 April 2026**  
**Free Practices Combined Results**

No.	Rider	Nat	Team	Bike	FP1	FP2	Time	Gap	Rel.	Avg	LL
1	<b>21 A. URLASS</b>	GER	MASS SPORTS Racing by JRP Motosport	Honda NSF 250R	1'48.256	<b>1'47.524</b>	<b>1'47.524</b>			152,070	25
2	<b>17 T. WENZEL</b>	GER	Team NSA	Honda NSF 250R	1'48.450	<b>1'47.858</b>	<b>1'47.858</b>	0.334	0.334	151,599	24
3	<b>11 R. SIEGERT</b>	GER	Kiefer Racing	Honda NSF 250R	1'48.265	<b>1'47.988</b>	<b>1'47.988</b>	0.464	0.130	151,417	25
4	<b>24 S. GOTTLICH</b>	GER	Team Freudenberg-PALIGO Racing	Honda NSF 250R	1'50.402	<b>1'48.064</b>	<b>1'48.064</b>	0.540	0.076	151,310	17
5	<b>7 R. DURDIS</b>	CZE	FS12 Racing Team	Honda NSF 250R	<b>1'48.170</b>	1'48.605	<b>1'48.170</b>	0.646	0.106	151,162	23
6	<b>95 J. KORPORAAL</b>	NED	Jaylen Korporsaal Racing	Honda NSF 250R	1'49.267	<b>1'48.471</b>	<b>1'48.471</b>	0.947	0.301	150,743	25
7	<b>88 R. NIJLAND</b>	NED	RNLF Racing Team	Honda NSF 250R	1'49.935	<b>1'48.742</b>	<b>1'48.742</b>	1.218	0.271	150,367	23
8	<b>46 D. PEKKANEN</b>	FIN	DPR Team	Honda NSF 250R	1'49.451	<b>1'48.863</b>	<b>1'48.863</b>	1.339	0.121	150,200	25
9	<b>93 J. RUDOLF</b>	GER	Racingteam Rudolph	Honda NSF 250R	1'50.348	<b>1'49.026</b>	<b>1'49.026</b>	1.502	0.163	149,975	25
10	<b>96 S. EMPRIN</b>	FRA	SWAN96	Honda NSF 250R	1'49.825	<b>1'49.279</b>	<b>1'49.279</b>	1.755	0.253	149,628	25
11	<b>58 Z. BULTÉ</b>	BEL	Zenno58	Honda NSF 250R	1'50.461	<b>1'49.444</b>	<b>1'49.444</b>	1.920	0.165	149,402	23
12	<b>78 T. DEDEA</b>	GER	Tudor Racing	Honda NSF 250R	1'51.854	<b>1'49.458</b>	<b>1'49.458</b>	1.934	0.014	149,383	21
13	<b>71 W. KRZELJ</b>	FRA	KRZ RACING TEAM	Honda NSF 250R	1'50.204	<b>1'49.734</b>	<b>1'49.734</b>	2.210	0.276	149,008	25
14	<b>6 A. EILERSEN</b>	DEN	ARE Racing	Honda NSF 250R	1'50.330	<b>1'49.754</b>	<b>1'49.754</b>	2.230	0.020	148,980	21
15	<b>4 C. PENNING</b>	NED	MASS SPORTS Racing by JRP Motosport	Honda NSF 250R	1'50.291	<b>1'49.776</b>	<b>1'49.776</b>	2.252	0.022	148,951	24
16	<b>33 L. FLIER</b>	NED	Team NL Racing Team	Honda NSF 250R	1'51.596	<b>1'49.778</b>	<b>1'49.778</b>	2.254	0.002	148,948	24
17	<b>79 A. VYSKOCIL</b>	CZE	AV79 racing team	Honda NSF 250R	<b>1'49.826</b>	1'49.926	<b>1'49.826</b>	2.302	0.048	148,883	25
18	<b>2 V. CECH</b>	CZE	ZC RACING s.r.o.	Honda NSF 250R	1'51.078	<b>1'49.876</b>	<b>1'49.876</b>	2.352	0.050	148,815	23
19	<b>14 D. HINKELMANN</b>	GER	Hinkelmann DH 14 Racing	Honda NSF 250R	1'51.473	<b>1'49.898</b>	<b>1'49.898</b>	2.374	0.022	148,785	23
20	<b>41 D. DOUMA</b>	NED	Douma Racing	Honda NSF 250R	1'51.242	<b>1'49.958</b>	<b>1'49.958</b>	2.434	0.060	148,704	26
21	<b>72 J. DESCHOUWER</b>	BEL	Junior Black Knights	Honda NSF 250R	1'52.888	<b>1'50.008</b>	<b>1'50.008</b>	2.484	0.050	148,636	25
22	<b>10 L. WOLFF</b>	GER	Kiefer Racing	Honda NSF 250R	1'51.069	<b>1'50.010</b>	<b>1'50.010</b>	2.486	0.002	148,634	25
23	<b>54 M. MASSON</b>	BEL	Junior Black Knights	Honda NSF 250R	1'51.892	<b>1'50.217</b>	<b>1'50.217</b>	2.693	0.207	148,355	25
24	<b>12 W. RUBY</b>	DEN	TEAMWILLIAM	Honda NSF 250R	1'55.572	<b>1'53.976</b>	<b>1'53.976</b>	6.452	3.759	143,462	22

17/04/2026

Clerk Of The Course: **Roland Brontsema**

These data/results cannot be reproduced, stored and/or transmitted in whole or in part by any manner of electronic, mechanical, photocopying, recording, broadcasting or otherwise now known or herein after developed without the previous express consent by the copyright owner, except for reproduction in daily press and regular printed publications on sale to the public within 60 days of the event related to those data/results and always provided that copyright symbol appears together as follows below.

© DORNA WSBK ORGANIZATION Srl 2026

**Pirelli Dutch Round, 17-19 April 2026**  
**Best Sectors & Speed Free Practice 2nd Session**

BEST LAP		
1	<b>21</b> A. URLASS	Honda NSF 250R 1'47.524
2	<b>17</b> T. WENZEL	Honda NSF 250R 1'47.858
3	<b>11</b> R. SIEGERT	Honda NSF 250R 1'47.988
4	<b>24</b> S. GOTTLICH	Honda NSF 250R 1'48.064
5	<b>95</b> J. KORPORAAL	Honda NSF 250R 1'48.471
6	<b>7</b> R. DURDIS	Honda NSF 250R 1'48.605
7	<b>88</b> R. NULAND	Honda NSF 250R 1'48.742
8	<b>46</b> D. PEKKANEN	Honda NSF 250R 1'48.863
9	<b>93</b> J. RUDDOLF	Honda NSF 250R 1'49.026
10	<b>96</b> S. EMPRIN	Honda NSF 250R 1'49.279
11	<b>58</b> Z. BULTÉ	Honda NSF 250R 1'49.444
12	<b>78</b> T. DEDEA	Honda NSF 250R 1'49.458
13	<b>71</b> W. KRZELJ	Honda NSF 250R 1'49.734
14	<b>6</b> A. EILERSEN	Honda NSF 250R 1'49.754
15	<b>4</b> C. PENNING	Honda NSF 250R 1'49.776
16	<b>33</b> L. FLIJER	Honda NSF 250R 1'49.778
17	<b>2</b> V. CECH	Honda NSF 250R 1'49.876
18	<b>14</b> D. HINKELMANN	Honda NSF 250R 1'49.898
19	<b>79</b> A. VYSKOCIL	Honda NSF 250R 1'49.926
20	<b>41</b> D. DOUMA	Honda NSF 250R 1'49.958
21	<b>72</b> J. DESCHOUWER	Honda NSF 250R 1'50.008
22	<b>10</b> L. WOLFF	Honda NSF 250R 1'50.010
23	<b>54</b> M. MASSON	Honda NSF 250R 1'50.217
24	<b>12</b> W. RUBY	Honda NSF 250R 1'53.976

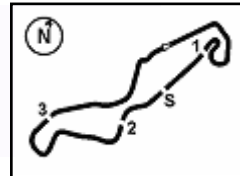
SPEED		
1	<b>54</b> M. MASSON	Honda NSF 250R 202,6
2	<b>93</b> J. RUDDOLF	Honda NSF 250R 202,6
3	<b>11</b> R. SIEGERT	Honda NSF 250R 202,2
4	<b>95</b> J. KORPORAAL	Honda NSF 250R 202,2
5	<b>58</b> Z. BULTÉ	Honda NSF 250R 201,9
6	<b>24</b> S. GOTTLICH	Honda NSF 250R 201,9
7	<b>72</b> J. DESCHOUWER	Honda NSF 250R 200,4
8	<b>33</b> L. FLIJER	Honda NSF 250R 200,0
9	<b>14</b> D. HINKELMANN	Honda NSF 250R 200,0
10	<b>4</b> C. PENNING	Honda NSF 250R 200,0
11	<b>2</b> V. CECH	Honda NSF 250R 200,0
12	<b>10</b> L. WOLFF	Honda NSF 250R 198,5
13	<b>78</b> T. DEDEA	Honda NSF 250R 198,5
14	<b>79</b> A. VYSKOCIL	Honda NSF 250R 197,8
15	<b>41</b> D. DOUMA	Honda NSF 250R 197,1
16	<b>46</b> D. PEKKANEN	Honda NSF 250R 196,7
17	<b>96</b> S. EMPRIN	Honda NSF 250R 196,7
18	<b>7</b> R. DURDIS	Honda NSF 250R 196,7
19	<b>88</b> R. NULAND	Honda NSF 250R 196,4
20	<b>6</b> A. EILERSEN	Honda NSF 250R 196,0
21	<b>21</b> A. URLASS	Honda NSF 250R 196,0
22	<b>12</b> W. RUBY	Honda NSF 250R 194,6
23	<b>17</b> T. WENZEL	Honda NSF 250R 194,2
24	<b>71</b> W. KRZELJ	Honda NSF 250R 192,2

SEG. 1			SEG. 2			SEG. 3			SEG. 4		
1	<b>21</b> A. URLASS	34.686	1	<b>11</b> R. SIEGERT	18.133	1	<b>17</b> T. WENZEL	29.137	1	<b>21</b> A. URLASS	25.053
2	<b>88</b> R. NULAND	34.778	2	<b>24</b> S. GOTTLICH	18.326	2	<b>21</b> A. URLASS	29.206	2	<b>7</b> R. DURDIS	25.247
3	<b>17</b> T. WENZEL	34.814	3	<b>95</b> J. KORPORAAL	18.336	3	<b>46</b> D. PEKKANEN	29.367	3	<b>11</b> R. SIEGERT	25.262
4	<b>11</b> R. SIEGERT	34.838	4	<b>21</b> A. URLASS	18.346	4	<b>24</b> S. GOTTLICH	29.372	4	<b>24</b> S. GOTTLICH	25.295
5	<b>7</b> R. DURDIS	34.884	5	<b>58</b> Z. BULTÉ	18.391	5	<b>95</b> J. KORPORAAL	29.475	5	<b>95</b> J. KORPORAAL	25.321
6	<b>24</b> S. GOTTLICH	35.071	6	<b>33</b> L. FLIJER	18.424	6	<b>88</b> R. NULAND	29.508	6	<b>17</b> T. WENZEL	25.354
7	<b>93</b> J. RUDDOLF	35.076	7	<b>4</b> C. PENNING	18.440	7	<b>11</b> R. SIEGERT	29.510	7	<b>88</b> R. NULAND	25.441
8	<b>95</b> J. KORPORAAL	35.124	8	<b>7</b> R. DURDIS	18.451	8	<b>71</b> W. KRZELJ	29.630	8	<b>4</b> C. PENNING	25.492
9	<b>96</b> S. EMPRIN	35.291	9	<b>93</b> J. RUDDOLF	18.457	9	<b>58</b> Z. BULTÉ	29.648	9	<b>93</b> J. RUDDOLF	25.516
10	<b>6</b> A. EILERSEN	35.300	10	<b>46</b> D. PEKKANEN	18.486	10	<b>96</b> S. EMPRIN	29.676	10	<b>46</b> D. PEKKANEN	25.569
11	<b>46</b> D. PEKKANEN	35.305	11	<b>96</b> S. EMPRIN	18.490	11	<b>6</b> A. EILERSEN	29.697	11	<b>58</b> Z. BULTÉ	25.582
12	<b>78</b> T. DEDEA	35.333	12	<b>10</b> L. WOLFF	18.520	12	<b>79</b> A. VYSKOCIL	29.717	12	<b>14</b> D. HINKELMANN	25.609
13	<b>71</b> W. KRZELJ	35.350	13	<b>88</b> R. NULAND	18.535	13	<b>93</b> J. RUDDOLF	29.731	13	<b>33</b> L. FLIJER	25.658
14	<b>54</b> M. MASSON	35.429	14	<b>14</b> D. HINKELMANN	18.549	14	<b>41</b> D. DOUMA	29.760	14	<b>79</b> A. VYSKOCIL	25.677
15	<b>41</b> D. DOUMA	35.439	15	<b>17</b> T. WENZEL	18.550	15	<b>33</b> L. FLIJER	29.786	15	<b>96</b> S. EMPRIN	25.694
16	<b>10</b> L. WOLFF	35.454	16	<b>78</b> T. DEDEA	18.562	16	<b>78</b> T. DEDEA	29.796	16	<b>72</b> J. DESCHOUWER	25.747
17	<b>2</b> V. CECH	35.455	17	<b>79</b> A. VYSKOCIL	18.580	17	<b>10</b> L. WOLFF	29.797	17	<b>2</b> V. CECH	25.755
18	<b>4</b> C. PENNING	35.468	18	<b>71</b> W. KRZELJ	18.601	18	<b>14</b> D. HINKELMANN	29.798	18	<b>41</b> D. DOUMA	25.765
19	<b>33</b> L. FLIJER	35.501	19	<b>54</b> M. MASSON	18.615	19	<b>7</b> R. DURDIS	29.860	19	<b>78</b> T. DEDEA	25.767
20	<b>79</b> A. VYSKOCIL	35.501	20	<b>72</b> J. DESCHOUWER	18.621	20	<b>2</b> V. CECH	29.942	20	<b>6</b> A. EILERSEN	25.801
21	<b>58</b> Z. BULTÉ	35.542	21	<b>6</b> A. EILERSEN	18.667	21	<b>54</b> M. MASSON	30.012	21	<b>10</b> L. WOLFF	25.850
22	<b>72</b> J. DESCHOUWER	35.552	22	<b>2</b> V. CECH	18.724	22	<b>4</b> C. PENNING	30.037	22	<b>71</b> W. KRZELJ	25.889
23	<b>14</b> D. HINKELMANN	35.624	23	<b>41</b> D. DOUMA	18.789	23	<b>72</b> J. DESCHOUWER	30.063	23	<b>54</b> M. MASSON	25.974
24	<b>12</b> W. RUBY	36.539	24	<b>12</b> W. RUBY	19.384	24	<b>12</b> W. RUBY	30.892	24	<b>12</b> W. RUBY	26.665

17/04/2026

These data/results cannot be reproduced, stored and/or transmitted in whole or in part by any manner of electronic, mechanical, photocopying, recording, broadcasting or otherwise now known or herein after developed without the previous express consent by the copyright owner, except for reproduction in daily press and regular printed publications on sale to the public within 60 days of the event related to those data/results and always provided that copyright symbol appears together as follows below.

© DORNA WSBK ORGANIZATION Srl 2026



TT Circuit Assen 4.542 m

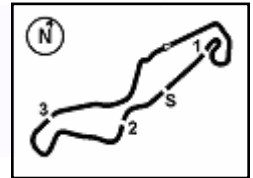
**Pirelli Dutch Round, 17-19 April 2026**  
**Ideal Times Free Practice 2nd Session**

No.	Rider	Nat	Bike	Seg. 1	Seg. 2	Seg. 3	Seg. 4	Ideal Time		
				Diff. 1	Diff. 2	Diff. 3	Diff. 4	Best Lap	Pos.	Diff.
1	<b>21 A. URLASS</b>	GER	Honda NSF 250R	<b>34.686</b> +0.062	18.346 +0.171	29.206	<b>25.053</b>	<b>1'47.291</b> 1'47.524	1	0.233
2	<b>11 R. SIEGERT</b>	GER	Honda NSF 250R	34.838	<b>18.133</b> +0.100	29.510	25.262 +0.145	<b>1'47.743</b> 1'47.988	3	0.245
3	<b>17 T. WENZEL</b>	GER	Honda NSF 250R	34.814	18.550	<b>29.137</b>	25.354 +0.003	<b>1'47.855</b> 1'47.858	2	0.003
4	<b>24 S. GÖTTLICH</b>	GER	Honda NSF 250R	35.071	18.326	29.372	25.295	<b>1'48.064</b> 1'48.064	4	
5	<b>95 J. KORPORAAL</b>	NED	Honda NSF 250R	35.124	18.336 +0.155	29.475	25.321 +0.060	<b>1'48.256</b> 1'48.471	5	0.215
6	<b>88 R. NULAND</b>	NED	Honda NSF 250R	34.778	18.535 +0.405	29.508 +0.075	25.441	<b>1'48.262</b> 1'48.742	7	0.480
7	<b>7 R. DURDIS</b>	CZE	Honda NSF 250R	34.884	18.451 +0.055	29.860	25.247 +0.108	<b>1'48.442</b> 1'48.605	6	0.163
8	<b>46 D. PEKKANEN</b>	FIN	Honda NSF 250R	35.305	18.486 +0.136	29.367	25.569	<b>1'48.727</b> 1'48.863	8	0.136
9	<b>93 J. RUDDOLF</b>	GER	Honda NSF 250R	35.076 +0.093	18.457 +0.153	29.731	25.516	<b>1'48.780</b> 1'49.026	9	0.246
10	<b>96 S. EMPRIN</b>	FRA	Honda NSF 250R	35.291 +0.128	18.490	29.676	25.694	<b>1'49.151</b> 1'49.279	10	0.128
11	<b>58 Z. BULTÉ</b>	BEL	Honda NSF 250R	35.542 +0.077	18.391 +0.178	29.648	25.582 +0.026	<b>1'49.163</b> 1'49.444	11	0.281
12	<b>33 L. FLIER</b>	NED	Honda NSF 250R	35.501	18.424	29.786 +0.101	25.658 +0.308	<b>1'49.369</b> 1'49.778	16	0.409
13	<b>4 C. PENNING</b>	NED	Honda NSF 250R	35.468 +0.339	18.440	30.037	25.492	<b>1'49.437</b> 1'49.776	15	0.339
14	<b>78 T. DEDEA</b>	GER	Honda NSF 250R	35.333	18.562	29.796	25.767	<b>1'49.458</b> 1'49.458	12	
15	<b>6 A. EILERSEN</b>	DEN	Honda NSF 250R	35.300 +0.115	18.667	29.697 +0.100	25.801 +0.074	<b>1'49.465</b> 1'49.754	14	0.289
16	<b>71 W. KRZELJ</b>	FRA	Honda NSF 250R	35.350	18.601	29.630 +0.264	25.889	<b>1'49.470</b> 1'49.734	13	0.264
17	<b>79 A. VYSKOCIL</b>	CZE	Honda NSF 250R	35.501 +0.257	18.580	29.717 +0.137	25.677 +0.057	<b>1'49.475</b> 1'49.926	19	0.451
18	<b>14 D. HINKELMANN</b>	GER	Honda NSF 250R	35.624 +0.056	18.549 +0.006	29.798 +0.256	25.609	<b>1'49.580</b> 1'49.898	18	0.318
19	<b>10 L. WOLFF</b>	GER	Honda NSF 250R	35.454 +0.275	18.520 +0.058	29.797	25.850 +0.056	<b>1'49.621</b> 1'50.010	22	0.389
20	<b>41 D. DOUMA</b>	NED	Honda NSF 250R	35.439 +0.078	18.789 +0.109	29.760	25.765 +0.018	<b>1'49.753</b> 1'49.958	20	0.205
21	<b>2 V. CECH</b>	CZE	Honda NSF 250R	35.455	18.724	29.942	25.755	<b>1'49.876</b> 1'49.876	17	
22	<b>72 J. DESCHOUWER</b>	BEL	Honda NSF 250R	35.552	18.621	30.063 +0.025	25.747	<b>1'49.983</b> 1'50.008	21	0.025
23	<b>54 M. MASSON</b>	BEL	Honda NSF 250R	35.429	18.615 +0.090	30.012	25.974 +0.097	<b>1'50.030</b> 1'50.217	23	0.187
24	<b>12 W. RUBY</b>	DEN	Honda NSF 250R	36.539	19.384 +0.048	30.892 +0.144	26.665 +0.304	<b>1'53.480</b> 1'53.976	24	0.496
<b>Overall Ideal Time</b>				34.686	18.133	29.137	25.053	<b>1'47.009</b>		

17/04/2026

These data/results cannot be reproduced, stored and/or transmitted in whole or in part by any manner of electronic, mechanical, photocopying, recording, broadcasting or otherwise now known or herein after developed without the previous express consent by the copyright owner, except for reproduction in daily press and regular printed publications on sale to the public within 60 days of the event related to those data/results and always provided that copyright symbol appears together as follows below.

© DORNA WSBK ORGANIZATION Srl 2026



Pirelli Dutch Round, 17-19 April 2026  
Chronological Analysis Free Practice 2nd Session

**1° 21 A. URLASS [1'47.524]**

Lap	Seg1	Seg2	Seg3	Seg4	Lap Time	km/h	Local Time
		19.659	30.246	25.698		192,5	13:32'21.416
1	35.324	19.356	30.592	36.248	2'01.520P	180,6	13:34'22.936
2	52.924	18.816	29.834	25.616	2'07.190P	194,9	13:36'30.126
3	35.077	18.615	29.525	25.345	1'48.562	194,9	13:38'18.688
4	34.934	18.662	29.304	25.093	1'47.993	193,9	13:40'06.681
5	36.024	18.524	29.285	25.227	1'49.060	194,9	13:41'55.741
6	<b>34.686</b>	<b>18.346</b>	29.612	25.139	1'47.783	<b>196,0</b>	13:43'43.524
7	35.111	18.813	29.569	25.468	1'48.961	193,5	13:45'32.485
8	34.887	18.700	29.318	25.209	1'48.114	193,2	13:47'20.599
9	35.188	18.719	29.292	25.333	1'48.532	192,9	13:49'09.131
10	34.736	18.555	29.685	25.274	1'48.250	193,2	13:50'57.381
11	34.951	18.695	29.292	25.162	1'48.100	192,2	13:52'45.481
12	34.748	18.517	<b>29.206</b>	<b>25.053</b>	<b>1'47.524</b>	193,5	13:54'33.005
13	35.176	18.602	29.362	25.253	1'48.393	194,2	13:56'21.398

11	35.483	18.558	29.521	25.446	1'49.008	196,0	13:54'28.467
12	<b>35.071</b>	<b>18.326</b>	<b>29.372</b>	<b>25.295</b>	<b>1'48.064</b>	197,4	13:56'16.531

**5° 95 J. KORPORAAL [1'48.471]**

Lap	Seg1	Seg2	Seg3	Seg4	Lap Time	km/h	Local Time
		18.999	30.499	25.720		201,1	13:32'01.086
1	36.041	18.448	29.832	26.212	1'50.533	200,0	13:33'51.619
2	35.887	18.718	30.106	25.821	1'50.532	201,9	13:35'42.151
3	35.388	18.519	30.009	25.817	1'49.733	201,1	13:37'31.884
4	35.136	18.452	29.752	25.572	1'48.912	201,1	13:39'20.796
5	35.199	18.529	29.713	25.396	1'48.837	201,9	13:41'09.633
6	35.202	<b>18.336</b>	30.124	37.054	2'00.716P	<b>202,2</b>	13:43'10.349
7	1'11.620	18.448	29.977	25.652	2'25.697P	<b>202,2</b>	13:45'36.046
8	35.360	18.508	29.661	25.462	1'48.991	200,4	13:47'25.037
9	35.418	19.257	29.971	25.439	1'50.085	190,1	13:49'15.122
10	36.605	18.439	29.795	25.765	1'50.604	201,9	13:51'05.726
11	39.428	18.457	29.862	25.412	1'53.159	199,3	13:52'58.885
12	35.213	18.445	29.569	<b>25.321</b>	1'48.548	200,7	13:54'47.433
13	<b>35.124</b>	18.491	<b>29.475</b>	25.381	<b>1'48.471</b>	201,5	13:56'35.904

**2° 17 T. WENZEL [1'47.858]**

Lap	Seg1	Seg2	Seg3	Seg4	Lap Time	km/h	Local Time
		19.620	30.403	26.004		191,5	13:32'13.144
1	35.491	18.709	30.342	41.063	2'05.605P	<b>194,2</b>	13:34'18.749
2	1'09.756	18.674	29.811	25.783	2'24.024P	193,5	13:36'42.773
3	35.392	18.720	29.614	25.566	1'49.292	191,5	13:38'32.065
4	35.138	18.613	29.680	25.630	1'49.061	193,9	13:40'21.126
5	35.187	18.631	29.709	25.797	1'49.324	193,5	13:42'10.450
6	35.139	18.657	30.237	38.513	2'02.546P	193,9	13:44'12.996
7	1'37.134	18.747	29.969	25.532	2'51.382P	191,8	13:47'04.378
8	36.050	19.182	30.053	26.311	1'51.596	187,2	13:48'55.974
9	35.871	19.040	29.831	25.608	1'50.350	188,8	13:50'46.324
10	36.085	19.584	30.202	25.757	1'51.628	181,8	13:52'37.952
11	35.040	18.704	29.299	<b>25.354</b>	1'48.397	192,5	13:54'26.349
12	<b>34.814</b>	<b>18.550</b>	<b>29.137</b>	25.357	<b>1'47.858</b>	193,2	13:56'14.207

**6° 7 R. DURDIS [1'48.605]**

Lap	Seg1	Seg2	Seg3	Seg4	Lap Time	km/h	Local Time
		19.029	30.905	37.497		193,5	13:32'42.701
1	1'35.251	18.946	30.456	25.839	2'50.492P	192,9	13:35'33.193
2	35.179	18.528	30.108	25.669	1'49.484	196,0	13:37'22.677
3	35.156	18.540	29.894	25.426	1'49.016	<b>196,7</b>	13:39'11.693
4	35.145	18.528	29.990	25.405	1'49.068	195,7	13:41'00.761
5	35.083	<b>18.451</b>	29.871	<b>25.247</b>	1'48.652	<b>196,7</b>	13:42'49.413
6	35.685	18.485	30.296	25.605	1'50.071	195,7	13:44'39.484
7	35.213	18.660	30.449	25.764	1'50.086	195,7	13:46'29.570
8	<b>34.884</b>	18.506	<b>29.860</b>	25.355	<b>1'48.605</b>	194,9	13:48'18.175
9	35.933	19.074	30.644	36.883	2'02.534P	192,5	13:50'20.709
10	3'23.482	19.001	30.476	25.968	4'38.927P	192,9	13:54'59.636
11	35.848	18.560	30.460	25.738	1'50.606	194,9	13:56'50.242

**3° 11 R. SIEGERT [1'47.988]**

Lap	Seg1	Seg2	Seg3	Seg4	Lap Time	km/h	Local Time
		18.670	30.844	25.841		199,6	13:32'16.053
1	39.975	19.962	30.475	27.437	1'57.849	179,1	13:34'13.902
2	36.763	18.761	30.636	26.857	1'53.017	<b>202,2</b>	13:36'06.919
3	35.282	18.725	30.502	26.082	1'50.591	200,7	13:37'57.510
4	35.126	18.460	29.748	25.376	1'48.710	201,9	13:39'46.220
5	38.623	18.547	29.823	25.467	1'52.460	198,9	13:41'38.680
6	35.123	18.456	29.787	25.326	1'48.692	198,9	13:43'27.372
7	35.090	18.500	29.717	25.361	1'48.668	197,4	13:45'16.040
8	35.003	18.298	29.558	25.308	1'48.167	200,0	13:47'04.207
9	37.528	19.142	30.430	26.158	1'53.258	193,9	13:48'57.465
10	<b>34.838</b>	18.233	<b>29.510</b>	25.407	<b>1'47.988</b>	<b>202,2</b>	13:50'45.453
11	38.873	18.701	30.716	25.884	1'54.174	197,8	13:52'39.627
12	35.907	18.487	29.940	25.348	1'49.682	198,2	13:54'29.309
13	34.860	<b>18.133</b>	29.784	<b>25.262</b>	1'48.039	200,7	13:56'17.348

**7° 88 R. NIJLAND [1'48.742]**

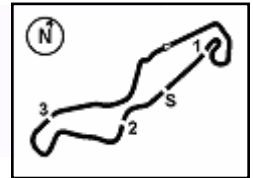
Lap	Seg1	Seg2	Seg3	Seg4	Lap Time	km/h	Local Time
		19.354	30.782	26.483		194,9	13:32'44.754
1	35.808	18.836	29.962	25.879	1'50.485	195,3	13:34'35.239
2	35.508	18.875	29.929	25.980	1'50.292	196,0	13:36'25.531
3	35.337	18.875	29.719	26.076	1'50.007	195,3	13:38'15.538
4	35.358	18.791	29.853	25.797	1'49.799	195,7	13:40'05.337
5	35.143	18.707	29.702	25.835	1'49.387	195,7	13:41'54.724
6	35.016	18.678	30.101	25.461	1'49.256	195,7	13:43'43.980
7	<b>34.778</b>	18.940	29.583	<b>25.441</b>	<b>1'48.742</b>	194,9	13:45'32.722
8	34.944	<b>18.535</b>	<b>29.508</b>	36.214	1'59.201P	<b>196,4</b>	13:47'31.923
9	2'58.150	19.413	30.612	26.347	4'14.522P	192,5	13:51'46.445
10	35.239	18.753	29.770	25.709	1'49.471	194,9	13:53'35.916
11	35.127	19.100	29.862	25.855	1'49.944	190,8	13:55'25.860

**4° 24 S. GOTTLICH [1'48.064]**

Lap	Seg1	Seg2	Seg3	Seg4	Lap Time	km/h	Local Time
		19.065	30.424	26.926		194,9	13:32'13.908
1	35.740	18.523	29.899	25.762	1'49.924	<b>201,9</b>	13:34'03.832
2	36.082	18.770	30.019	25.717	1'50.588	196,7	13:35'54.420
3	35.427	18.775	29.918	26.462	1'50.582	194,6	13:37'45.002
4	35.517	18.730	30.059	25.728	1'50.034	195,7	13:39'35.036
5	35.302	18.575	30.126	25.831	1'49.834	195,3	13:41'24.870
6	35.736	18.950	30.321	36.704	2'01.711P	195,3	13:43'26.581
7	2'21.871	18.918	30.229	25.748	3'36.766P	196,0	13:47'03.347
8	36.410	18.979	30.543	26.009	1'51.941	193,5	13:48'55.288
9	35.782	19.164	30.148	25.817	1'50.911	190,8	13:50'46.199
10	38.366	18.605	30.548	25.741	1'53.260	198,5	13:52'39.459

**8° 46 D. PEKKANEN [1'48.863]**

Lap	Seg1	Seg2	Seg3	Seg4	Lap Time	km/h	Local Time
		19.669	30.306	26.237		190,8	13:32'13.466
1	35.706	18.533	30.102	41.577	2'05.918P	<b>196,7</b>	13:34'19.384
2	56.635	18.887	29.712	25.964	2'11.198P	195,3	13:36'30.582
3	35.372	18.558	29.593	25.699	1'49.222	194,2	13:38'19.804
4	35.316	18.588	29.556	25.642	1'49.102	193,9	13:40'08.906
5	35.419	18.555	29.421	25.756	1'49.151	194,2	13:41'58.057
6	35.378	18.556					



Pirelli Dutch Round, 17-19 April 2026  
Chronological Analysis Free Practice 2nd Session

11	59.928	19.002	30.194	26.068	2'15.192P	191,2	13:53'34.564	9	35.510	18.803	30.244	26.097	1'50.654	192,2	13:50'01.760
12	<b>35.305</b>	18.622	<b>29.367</b>	<b>25.569</b>	<b>1'48.863</b>	195,3	13:55'23.427	10	35.639	18.974	30.131	25.982	1'50.726	190,1	13:51'52.486

11	35.596	18.776	30.744	25.873	1'50.989	191,2	13:53'43.475	11	35.596	18.776	30.744	25.873	1'50.989	191,2	13:53'43.475
12	<b>35.333</b>	<b>18.562</b>	<b>29.796</b>	<b>25.767</b>	<b>1'49.458</b>	193,9	13:55'32.933	12	<b>35.333</b>	<b>18.562</b>	<b>29.796</b>	<b>25.767</b>	<b>1'49.458</b>	193,9	13:55'32.933

**9° 93 J. RUDDOLF [1'49.026]**

Lap	Seg1	Seg2	Seg3	Seg4	Lap Time	km/h	Local Time
		19.055	30.641	26.011		<b>202,6</b>	13:32'05.478
1	35.653	18.754	30.049	25.670	1'50.126	199,3	13:33'55.604
2	35.286	18.554	30.009	25.684	1'49.533	198,9	13:35'45.137
3	35.583	18.889	30.727	26.073	1'51.272	200,0	13:37'36.409
4	35.497	<b>18.457</b>	30.022	25.788	1'49.764	200,4	13:39'26.173
5	35.441	18.751	29.800	25.804	1'49.796	197,1	13:41'15.969
6	35.583	18.784	30.043	25.805	1'50.215	195,3	13:43'06.184
7	35.169	18.610	<b>29.731</b>	<b>25.516</b>	<b>1'49.026</b>	196,4	13:44'55.210
8	35.279	18.769	30.504	32.579	1'57.131P	194,2	13:46'52.341
9	1'05.560	18.817	30.137	25.884	2'20.398P	195,3	13:49'12.739
10	35.189	18.709	29.950	25.834	1'49.682	195,3	13:51'02.421
11	<b>35.076</b>	18.611	29.748	25.625	1'49.060	196,4	13:52'51.481
12	35.218	18.762	29.964	25.882	1'49.826	193,9	13:54'41.307
13	35.399	18.818	30.256	25.752	1'50.225	194,6	13:56'31.532

**13° 71 W. KRZELJ [1'49.734]**

Lap	Seg1	Seg2	Seg3	Seg4	Lap Time	km/h	Local Time
		19.160	30.496	26.168			
1	38.526	20.078	30.388	27.163	1'56.155	181,5	13:34'13.788
2	36.106	19.209	30.083	26.557	1'51.955	188,5	13:36'05.743
3	35.680	19.183	29.837	26.245	1'50.945	186,9	13:37'56.688
4	35.502	19.070	29.687	25.965	1'50.224	187,5	13:39'46.912
5	37.771	19.021	29.673	25.915	1'52.380	187,5	13:41'39.292
6	35.393	18.761	30.648	26.254	1'51.056	190,1	13:43'30.348
7	35.702	18.995	29.966	26.177	1'50.840	187,8	13:45'21.188
8	37.591	20.438	32.415	28.486	1'58.930	174,5	13:47'20.118
9	36.014	18.874	29.755	26.024	1'50.667	188,8	13:49'10.785
10	35.494	18.898	29.724	26.151	1'50.267	187,8	13:51'01.052
11	35.594	19.001	<b>29.630</b>	25.968	1'50.193	185,9	13:52'51.245
12	35.545	18.806	29.904	26.027	1'50.282	190,1	13:54'41.527
13	<b>35.350</b>	<b>18.601</b>	29.894	<b>25.889</b>	<b>1'49.734</b>	<b>192,2</b>	13:56'31.261

**10° 96 S. EMPRIN [1'49.279]**

Lap	Seg1	Seg2	Seg3	Seg4	Lap Time	km/h	Local Time
		19.153	30.529	26.345		192,9	13:32'21.913
1	35.825	18.782	30.252	27.381	1'52.240	196,0	13:34'14.153
2	36.040	19.054	30.272	26.981	1'52.347	195,7	13:36'06.500
3	35.420	18.830	29.749	25.936	1'49.935	<b>196,7</b>	13:37'56.435
4	37.115	18.718	29.779	35.792	2'01.404P	195,3	13:39'57.839
5	2'07.544	18.686	30.087	25.865	3'22.182P	194,6	13:43'20.021
6	35.453	18.659	29.805	26.097	1'50.014	194,2	13:45'10.035
7	37.033	18.757	30.024	26.521	1'52.335	192,2	13:47'02.370
8	37.729	18.813	30.371	26.172	1'53.085	192,2	13:48'55.455
9	35.801	18.643	29.910	26.416	1'50.770	195,3	13:50'46.225
10	35.706	18.893	29.826	25.844	1'50.269	192,9	13:52'36.494
11	<b>35.291</b>	18.808	29.682	25.755	1'49.536	190,8	13:54'26.030
12	35.419	<b>18.490</b>	<b>29.676</b>	<b>25.694</b>	<b>1'49.279</b>	196,4	13:56'15.309

**14° 6 A. EILERSEN [1'49.754]**

Lap	Seg1	Seg2	Seg3	Seg4	Lap Time	km/h	Local Time
		19.238	30.303	26.153		194,9	13:32'04.972
1	35.802	18.829	29.862	25.873	1'50.366	192,5	13:33'55.338
2	35.442	18.793	29.952	25.900	1'50.087	193,5	13:35'45.425
3	<b>35.300</b>	18.923	30.185	26.183	1'50.591	<b>196,0</b>	13:37'36.016
4	35.525	18.677	30.110	26.030	1'50.342	194,2	13:39'26.358
5	35.415	<b>18.667</b>	29.797	25.875	<b>1'49.754</b>	194,6	13:41'16.112
6	35.746	18.920	<b>29.697</b>	26.025	1'50.388	192,9	13:43'06.500
7	35.447	18.810	29.903	37.146	2'01.306P	191,8	13:45'07.806
8	4'22.216	19.143	30.519	26.318	5'38.196P	189,5	13:50'46.002
9	35.796	19.182	29.879	25.991	1'50.848	189,8	13:52'36.850
10	35.413	18.881	29.809	<b>25.801</b>	1'49.904	189,5	13:54'26.754
11	35.420	18.763	29.789	25.879	1'49.851	190,5	13:56'16.605

**11° 58 Z. BULTÉ [1'49.444]**

Lap	Seg1	Seg2	Seg3	Seg4	Lap Time	km/h	Local Time
		18.837	30.424	26.100		196,4	13:32'02.951
1	36.008	<b>18.391</b>	29.741	25.982	1'50.122	<b>201,9</b>	13:33'53.073
2	35.608	18.449	30.202	26.103	1'50.362	198,2	13:35'43.435
3	35.807	18.703	29.735	<b>25.582</b>	1'49.827	200,0	13:37'33.262
4	35.624	18.892	29.913	25.720	1'50.149	196,0	13:39'23.411
5	<b>35.542</b>	18.615	29.953	25.781	1'49.891	195,7	13:41'13.302
6	47.530	20.408	30.084	37.345	2'15.367P	165,9	13:43'28.669
7	1'20.802	18.838	30.164	26.104	2'35.908P	192,5	13:46'04.577
8	41.625	19.583	31.540	26.083	1'58.831	189,5	13:48'03.408
9	46.094	19.404	32.691	26.665	2'04.854	189,8	13:50'08.262
10	36.841	20.778	31.597	28.330	1'57.546	171,2	13:52'05.808
11	38.022	18.558	32.238	25.774	1'54.592	196,0	13:54'00.400
12	35.619	18.569	<b>29.648</b>	25.608	<b>1'49.444</b>	196,0	13:55'49.844

**15° 4 C. PENNINGIS [1'49.776]**

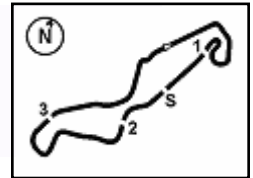
Lap	Seg1	Seg2	Seg3	Seg4	Lap Time	km/h	Local Time
		18.600	30.689	25.805		198,2	13:32'07.218
1	36.160	18.506	30.149	25.587	1'50.402	199,3	13:33'57.620
2	35.807	<b>18.440</b>	<b>30.037</b>	<b>25.492</b>	<b>1'49.776</b>	<b>200,0</b>	13:35'47.396
3	35.843	18.555	30.150	25.604	1'50.152	199,6	13:37'37.548
4	36.292	18.501	30.170	36.991	2'01.954P	199,6	13:39'39.502
5	2'00.009	18.885	30.566	25.829	3'15.289P	193,5	13:42'54.791
6	35.689	18.654	30.369	25.629	1'50.341	197,4	13:44'45.132
7	35.533	18.630	30.253	25.697	1'50.113	197,1	13:46'35.245
8	<b>35.468</b>	18.656	30.417	25.703	1'50.244	197,8	13:48'25.489
9	35.718	18.622	30.117	25.780	1'50.237	197,8	13:50'15.726
10	35.557	18.659	31.091	25.984	1'51.291	196,0	13:52'07.017
11	36.330	20.369	30.682	25.637	1'53.018	166,7	13:54'00.035
12	36.284	18.593	30.597	25.988	1'51.462	198,5	13:55'51.497

**12° 78 T. DEDEA [1'49.458]**

Lap	Seg1	Seg2	Seg3	Seg4	Lap Time	km/h	Local Time
		19.015	30.598	26.507		197,4	13:32'02.666
1	35.617	18.622	29.933	25.899	1'50.071	196,4	13:33'52.737
2	35.387	18.727	30.276	26.090	1'50.480	197,4	13:35'43.217
3	35.729	18.726	29.816	26.039	1'50.310	196,0	13:37'33.527
4	35.694	18.767	30.177	25.939	1'50.577	<b>198,5</b>	13:39'24.104
5	35.565	19.293	30.904	41.749	2'07.511P	193,2	13:41'31.615
6	1'41.473	18.917	30.867	26.088	2'57.345P	194,2	13:44'28.960
7	35.847	18.840	30.714	26.071	1'51.472	193,2	13:46'20.432
8	35.628	18.752	30.409	25.885	1'50.674	193,9	13:48'11.106

**16° 33 L. FLIER [1'49.778]**

Lap	Seg1	Seg2	Seg3	Seg4	Lap Time	km/h	Local Time
		19.245	30.825	26.279		192,2	13:32'11.997
1	36.283	18.846	30.383	25.909	1'51.421	194,9	13:34'03.418
2	36.127						



Pirelli Dutch Round, 17-19 April 2026  
Chronological Analysis Free Practice 2nd Session

8	1'47.343	19.400	30.482	26.050	3'03.275P	193,5	13:48'24.061	9	35.599	19.116	30.389	26.109	1'51.213	190,8	13:48'37.246
9	36.203	19.072	30.261	26.055	1'51.591	192,2	13:50'15.652	10	35.841	19.243	30.476	26.428	1'51.988	191,2	13:50'29.234
10	35.757	18.712	31.358	25.670	1'51.497	197,1	13:52'07.149	11	38.911	19.315	30.654	26.259	1'55.139	188,8	13:52'24.373
11	35.945	18.947	30.633	26.145	1'51.670	192,9	13:53'58.819	12	36.270	19.173	30.181	26.011	1'51.635	190,5	13:54'16.008
12	36.116	19.049	30.164	25.997	1'51.326	192,5	13:55'50.145	13	36.020	19.188	30.280	26.098	1'51.586	191,2	13:56'07.594

17° 2 V. CECH [1'49.876]							
Lap	Seg1	Seg2	Seg3	Seg4	Lap Time	km/h	Local Time
		19.169	30.567	26.844		192,5	13:32'02.807
1	36.045	18.813	30.128	25.971	1'50.957	198,5	13:33'53.764
2	35.634	18.748	30.060	26.196	1'50.638	195,3	13:35'44.402
3	36.010	18.967	30.398	26.021	1'51.396	196,7	13:37'35.798
4	35.483	18.786	30.199	26.206	1'50.674	194,9	13:39'26.472
5	<b>35.455</b>	<b>18.724</b>	<b>29.942</b>	<b>25.755</b>	<b>1'49.876</b>	<b>200,0</b>	13:41'16.348
6	35.666	19.244	30.368	26.088	1'51.366	192,2	13:43'07.714
7	35.541	18.826	30.407	26.119	1'50.893	193,9	13:44'58.607
8	35.649	19.152	31.886	27.453	1'54.140	192,9	13:46'52.747
9	36.872	19.619	31.429	26.764	1'54.684	189,1	13:48'47.431
10	39.315	20.296	31.785	32.955	2'04.351	181,8	13:50'51.782

18° 14 D. HINKELMANN [1'49.898]							
Lap	Seg1	Seg2	Seg3	Seg4	Lap Time	km/h	Local Time
		19.495	30.926	26.200		195,3	13:32'05.792
1	35.759	18.580	30.202	25.649	1'50.190	<b>200,0</b>	13:33'55.982
2	35.680	18.555	30.054	<b>25.609</b>	<b>1'49.898</b>	<b>200,0</b>	13:35'45.880
3	37.325	18.816	30.003	25.743	1'51.887	196,4	13:37'37.767
4	37.036	18.676	30.122	25.730	1'51.564	197,4	13:39'29.331
5	35.677	18.607	29.978	25.678	1'49.940	197,4	13:41'19.271
6	36.243	18.935	30.057	25.797	1'51.032	196,7	13:43'10.303
7	<b>35.624</b>	18.632	30.056	25.610	1'49.922	192,5	13:45'00.225
8	35.829	<b>18.549</b>	30.471	34.473	1'59.322P	196,4	13:46'59.547
9	1'56.294	18.736	30.165	25.977	3'11.172P	193,9	13:50'10.719
10	35.749	19.051	30.028	25.926	1'50.754	193,5	13:52'01.473
11	36.978	19.686	31.252	26.763	1'54.679	191,8	13:53'56.152
12	41.234	18.625	<b>29.798</b>	25.840	1'55.497	196,7	13:55'51.649

19° 79 A. VYSKOCIL [1'49.926]							
Lap	Seg1	Seg2	Seg3	Seg4	Lap Time	km/h	Local Time
		19.013	30.420	26.123		191,8	13:32'14.645
1	36.028	18.733	30.038	25.782	1'50.581	193,5	13:34'05.226
2	35.641	18.661	30.098	25.791	1'50.191	194,6	13:35'55.417
3	35.796	18.725	<b>29.717</b>	25.902	1'50.140	193,2	13:37'45.557
4	35.758	<b>18.580</b>	29.854	25.734	<b>1'49.926</b>	195,7	13:39'35.483
5	35.589	18.665	30.453	<b>25.677</b>	1'50.384	<b>197,8</b>	13:41'25.867
6	35.520	18.629	30.060	39.164	2'03.373P	194,2	13:43'29.240
7	1'19.979	18.908	30.266	25.962	2'35.115P	191,5	13:46'04.355
8	35.623	18.947	30.121	25.970	1'50.661	191,2	13:47'55.016
9	<b>35.501</b>	18.848	30.106	25.928	1'50.383	190,8	13:49'45.399
10	36.256	19.168	30.649	26.136	1'52.209	190,8	13:51'37.608
11	35.725	19.105	30.132	26.006	1'50.968	189,5	13:53'28.576
12	35.551	18.987	30.170	25.891	1'50.599	190,5	13:55'19.175

20° 41 D. DOUMA [1'49.958]							
Lap	Seg1	Seg2	Seg3	Seg4	Lap Time	km/h	Local Time
		19.551	31.087	26.209		189,1	13:31'58.929
1	36.136	19.288	30.543	26.169	1'52.136	190,1	13:33'51.065
2	35.937	19.157	30.543	25.894	1'51.531	191,2	13:35'42.596
3	35.608	19.100	30.031	26.299	1'51.038	194,2	13:37'33.634
4	35.468	18.805	29.944	<b>25.765</b>	1'49.982	196,0	13:39'23.616
5	35.517	18.898	<b>29.760</b>	25.783	<b>1'49.958</b>	193,5	13:41'13.574
6	35.706	18.869	30.248	25.984	1'50.807	193,5	13:43'04.381
7	35.603	19.014	30.327	25.981	1'50.925	192,2	13:44'55.306
8	<b>35.439</b>	<b>18.789</b>	30.293	26.206	1'50.727	<b>197,1</b>	13:46'46.033

21° 72 J. DESCHOUWER [1'50.008]							
Lap	Seg1	Seg2	Seg3	Seg4	Lap Time	km/h	Local Time
		19.367	31.075	26.639		195,3	13:32'00.541
1	36.734	18.883	30.252	26.539	1'52.408	<b>200,4</b>	13:33'52.949
2	36.030	18.784	30.164	26.296	1'51.274	<b>200,4</b>	13:35'44.223
3	36.201	19.001	30.730	26.065	1'51.997	197,1	13:37'36.220
4	36.292	18.906	30.227	26.103	1'51.528	198,9	13:39'27.748
5	35.920	18.963	30.222	26.303	1'51.408	196,7	13:41'19.156
6	36.405	19.354	30.493	26.029	1'52.281	194,2	13:43'11.437
7	35.587	18.840	30.352	26.043	1'50.822	198,5	13:45'02.259
8	35.700	18.819	30.193	26.128	1'50.840	198,9	13:46'53.099
9	36.135	19.297	30.706	26.351	1'52.489	192,5	13:48'45.588
10	40.799	20.331	31.629	26.758	1'59.517	180,9	13:50'45.105
11	36.394	19.462	30.884	26.510	1'53.250	192,5	13:52'38.355
12	35.572	18.785	<b>30.063</b>	26.064	1'50.484	197,8	13:54'28.839
13	<b>35.552</b>	<b>18.621</b>	30.088	<b>25.747</b>	<b>1'50.008</b>	200,0	13:56'18.847

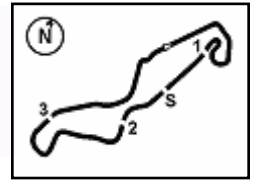
22° 10 L. WOLFF [1'50.010]							
Lap	Seg1	Seg2	Seg3	Seg4	Lap Time	km/h	Local Time
		19.302	31.171	26.682		196,4	13:32'06.756
1	40.037	18.851	30.273	26.942	1'56.103	193,9	13:34'02.859
2	36.520	18.858	30.334	26.352	1'52.064	194,9	13:35'54.923
3	35.588	18.787	30.031	26.034	1'50.440	197,1	13:37'45.363
4	35.729	18.578	<b>29.797</b>	25.906	<b>1'50.010</b>	197,1	13:39'35.373
5	35.579	18.729	30.573	26.189	1'51.070	196,4	13:41'26.443
6	<b>35.454</b>	<b>18.520</b>	29.842	26.608	1'50.424	<b>198,5</b>	13:43'16.867
7	35.599	18.887	31.949	26.577	1'53.012	193,9	13:45'09.879
8	37.444	18.860	30.034	25.974	1'52.312	192,9	13:47'02.191
9	37.515	19.746	30.079	26.371	1'53.711	171,4	13:48'55.902
10	35.556	18.860	30.247	25.951	1'50.614	194,2	13:50'46.516
11	36.269	18.882	30.837	26.143	1'52.131	192,9	13:52'38.647
12	36.831	18.756	29.889	<b>25.850</b>	1'51.326	195,7	13:54'29.973
13	35.620	18.820	30.096	26.040	1'50.576	194,2	13:56'20.549

23° 54 M. MASSON [1'50.217]							
Lap	Seg1	Seg2	Seg3	Seg4	Lap Time	km/h	Local Time
		19.213	31.006	26.446		197,4	13:31'59.457
1	36.305	18.933	30.316	26.300	1'51.854	198,2	13:33'51.311
2	36.336	18.828	30.559	26.243	1'51.966	<b>202,6</b>	13:35'43.277
3	36.055	18.814	30.313	26.029	1'51.211	198,2	13:37'34.488
4	35.668	<b>18.615</b>	30.109	<b>25.974</b>	1'50.366	200,0	13:39'24.854
5	35.635	18.756	30.280	26.015	1'50.686	200,0	13:41'15.540
6	36.577	18.878	30.447	26.578	1'52.480	197,8	13:43'08.020
7	35.605	18.701	30.269	26.276	1'50.851	198,2	13:44'58.871
8	35.984	19.060	31.078	36.329	2'02.451P	196,7	13:47'01.322
9	57.157	19.042	30.264	26.037	2'12.500P	197,1	13:49'13.822
10	35.511	18.876	30.061	26.082	1'50.530	196,4	13:51'04.352
11	35.869	19.267	30.656	26.565	1'52.357	192,9	13:52'56.709
12	35.935	18.875	30.233	26.312	1'51.355	196,7	13:54'48.064
13	<b>35.429</b>	18.705	<b>30.012</b>	26.071	<b>1'50.217</b>	197,4	13:56'38.281

24° 12 W. RUBY [1'53.976]							
Lap	Seg1	Seg2	Seg3	Seg4	Lap Time	km/h	Local Time
		19.920	31.807	27.194		187,8	13:32'03.940
1	37.363	19.424	31.103	26.981	1'54.871	<b>194,6</b>	13:33'58.811
2	37.279	20.485	33.075	39.331	2'10.170P	184,6	13:36'08.981
3	1'18.412	22.035	32.667	37.859	2'50.973P	168,5	13:38'59.954

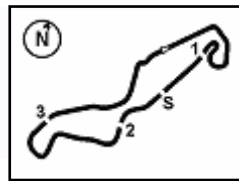
17/04/2026 P = Pits In/Out - C = Lap Time Cancelled

These data/results cannot be reproduced, stored and/or transmitted in whole or in part by any manner of electronic, mechanical, photocopying, recording, broadcasting or otherwise now known or herein after developed without the previous express consent by the copyright owner, except for reproduction in daily press and regular printed publications on sale to the public within 60 days of the event related to those data/results and always provided that copyright symbol appears together as follows below.



**Pirelli Dutch Round, 17-19 April 2026**  
**Chronological Analysis Free Practice 2nd Session**

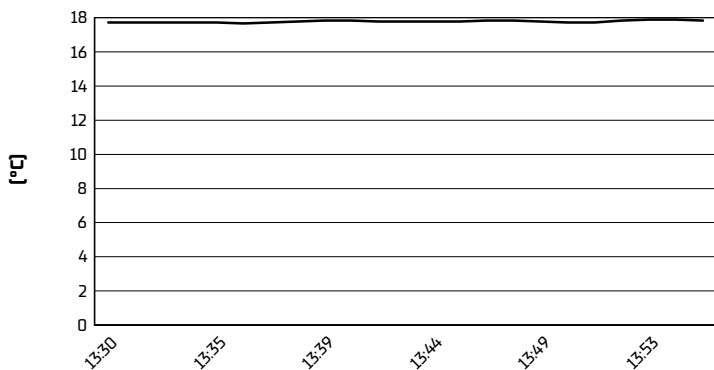
4	3'39.319	19.918	31.496	26.915	4'57.648P	186,5	13:43'57.602
5	37.377	<b>19.384</b>	31.773	27.002	1'55.536	191,2	13:45'53.138
6	37.577	19.790	31.420	26.916	1'55.703	187,5	13:47'48.841
7	37.217	19.918	31.364	27.131	1'55.630	184,0	13:49'44.471
8	36.902	19.674	<b>30.892</b>	<b>26.665</b>	1'54.133	187,5	13:51'38.604
9	<b>36.539</b>	19.432	31.036	26.969	<b>1'53.976</b>	188,2	13:53'32.580
10	36.921	19.546	30.986	26.898	1'54.351	190,8	13:55'26.931



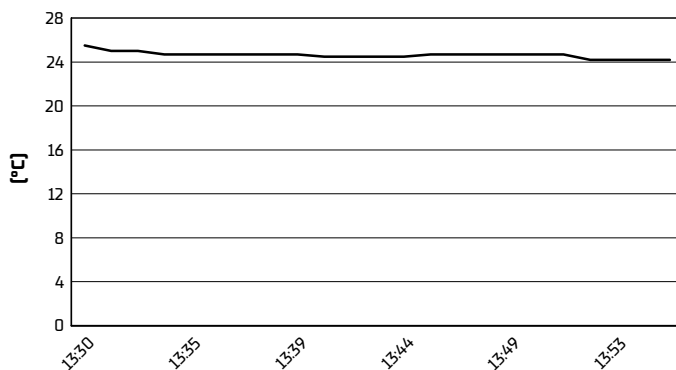
TT Circuit Assen 4.542 m

**Pirelli Dutch Round, 17-19 April 2026**  
**Weather Report Free Practice 2nd Session**  
Session started 13:30 - Session ended 13:56

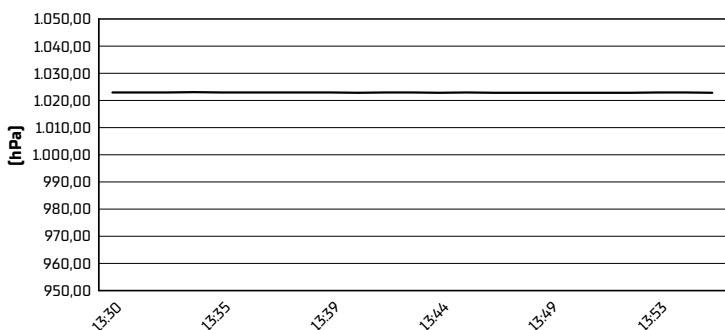
**Air Temperature**



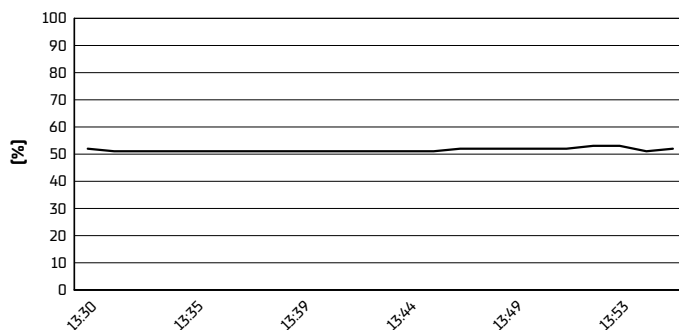
**Track Temperature**



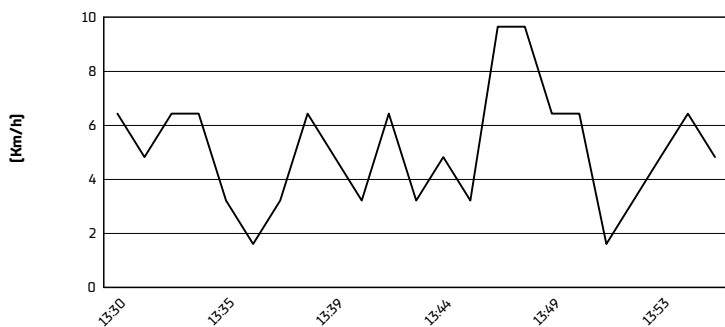
**Air Pressure**



**Humidity**



**Wind Speed**



**Wind Direction**

