

CLASSIFICATION AFTER 14 LAPS = 57.05 KM

GRAND PRIX OF HUNGARY

RACE NR. 2

Pos	Pts	#	Rider	Nation	Team	Motorcycle	Total Time	Km/h	Gap
1	25	11	Robin SIEGERT	GER	Kiefer Racing	HONDA	26'29.426	129.2	
2	20	7	Roman DURDIS	CZE	FS12 Racing Team	HONDA	26'42.460	128.1	13.034
3	16	79	Adam VYSKOCIL	CZE	AV79 racing team	HONDA	26'46.537	127.8	17.111
4	13	93	Jason RUDOLPH	GER	Racingteam Rudolph	HONDA	26'46.807	127.8	17.381
5	11	24	Smilla GÖTTLICH	GER	Team Freudenberg - PALIGO Racing	HONDA	26'49.609	127.5	20.183
6	10	95	Jaylen KORPORAAL	NED	Jaylen Korporaal Racing	HONDA	26'50.144	127.5	20.718
7	9	96	Swan EMPRIN	FRA	SWAN96	HONDA	26'50.596	127.5	21.170
8	8	88	Ruben NIJLAND	NED	RNLf Racing team	HONDA	26'53.307	127.3	23.881
9	7	2	Viktor CECH	CZE	ZC RACING s.r.o.	HONDA	26'53.356	127.2	23.930
10	6	14	Danny HINKELMANN	GER	Hinkelmann DH 14 Racing	HONDA	27'00.839	126.7	31.413
11	5	72	Junior DESCHOUWER	BEL	Junior Black Knights	HONDA	27'04.175	126.4	34.749
12	4	54	Miro MASSON	BEL	Junior Black Knights	HONDA	27'04.597	126.4	35.171
13	3	5	Tamas LUKACS	HUN	HRLF Promotion	HONDA	27'04.737	126.4	35.311
14	2	33	Levi FLIER	NED	RNLf Racing team	HONDA	27'05.638	126.3	36.212
15	1	46	Domi PEKKANEN	FIN	DPR Team	HONDA	27'08.982	126.0	39.556
16		78	Tudor DEDEA	GER	Tudor Racing	HONDA	27'09.225	126.2	39.799
17		58	Zenno BULTÉ	BEL	Zenno58	HONDA	27'10.220	125.9	40.794
18		41	Douwe DOUMA	NED	Douma Racing	HONDA	27'11.699	125.8	42.273
19		71	William KRZELJ	FRA	KRZ RACING TEAM	HONDA	27'12.589	125.8	43.163
Not classified									
		17	Thias WENZEL	GER	Team NSA	HONDA	19'03.591	128.2	4 laps
		10	Louis WOLFF	GER	Kiefer Racing	HONDA	19'11.895	127.3	4 laps
		4	Casper PENNING	NED	MASS SPORTS Racing by JRP Motospor	HONDA	15'44.681	124.2	6 laps
Not finished first lap									
		6	Anton Rishede EILERSEN	DEN	ARE Racing	HONDA			
Disqualified									
		21	Anina URLASS	GER	MASS SPORTS Racing by JRP Motospor	HONDA			

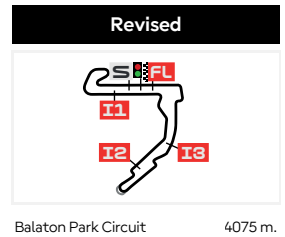
Moto4™ Northern Cup Race Direction sanction, #21 URLASS disqualified for Technical regulations infringement.

The results are provisional until the end of the limit for protest and appeals.

Time limit for protest expires 60' after publication of the results - **Thomas KOCSIK** Time: **18:22**

These data/results cannot be reproduced, stored and/or transmitted in whole or in part by any manner of electronic, mechanical, photocopying, recording, broadcasting or otherwise now known or herein after developed without the previous express consent by the copyright owner, except for reproduction in daily press and regular printed publications on sale to the public within 60 days of the event related to those data/results and always provided that copyright symbol appears together as follows below.

© MotoGP Sports Entertainment Group, 2026



CLASSIFICATION AFTER 14 LAPS = 57.05 KM

GRAND PRIX OF HUNGARY

RACE NR. 2

Pos Pts # Rider Nation Team Motorcycle Total Time Km/h Gap

Race condition: **Dry**
 Air: 22°
 Humidity: 65%
 Ground: 30°

Pole Position:			
Fastest Lap:	Lap 8	Robin SIEGERT	1'52.381 130.5 Km/h

8:35'48		SIGHTING LAP START
8:40'46		All bikes on grid
8:44'57		WARM UP LAP START
8:47'38		RACE START
8:48'57		No jump starts
8:49'52	Anton Rishede EILERSEN	crashed out - Rider OK
9:00'18	<u>William KRZELJ</u>	track limits warning
9:02'10	<u>Thias WENZEL</u>	track limits warning
9:03'21	Casper PENNING	entered pits and retired
9:04'01	<u>Danny HINKELMANN</u>	track limits warning
9:04'36	<u>Zenno BULTÉ</u>	track limits warning
9:05'12	<u>Tudor DEDEA</u>	track limits warning
9:05'42	<u>Miro MASSON</u>	track limits warning
9:06'44	<u>Smilla GÖTTLICH</u>	track limits warning
9:07'09	Anina URLASS	entered pits and retired
9:07'22	Louis WOLFF	crashed out - Rider OK
9:08'31	<u>Danny HINKELMANN</u>	long lap penalty - Exceeding track limit
9:09'06	Thias WENZEL	stopped with technical issue
9:09'53	<u>Jaylen KORPORAAL</u>	track limits warning
9:13'01	<u>Tudor DEDEA</u>	long lap penalty - Exceeding track limit
9:14'13	<u>Danny HINKELMANN</u>	long lap penalty - COMPLETE
9:15'29	<u>Tudor DEDEA</u>	3 seconds penalty - insufficient time to complete long lap penalty

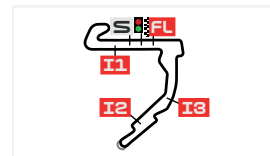
Moto4™ Northern Cup Race Direction sanction, #21 URLASS disqualified for Technical regulations infringement.

The results are provisional until the end of the limit for protest and appeals.
 Time limit for protest expires 60' after publication of the results - **Thomas KOCSIK** Time: **18:22**
 These data/results cannot be reproduced, stored and/or transmitted in whole or in part by any manner of electronic, mechanical, photocopying, recording, broadcasting or otherwise now known or herein after developed without the previous express consent by the copyright owner, except for reproduction in daily press and regular printed publications on sale to the public within 60 days of the event related to those data/results and always provided that copyright symbol appears together as follows below.
 © MotoGP Sports Entertainment Group, 2026

TOP SPEED & AVERAGE

GRAND PRIX OF HUNGARY

RACE NR. 2



Balaton Park Circuit

4075 m.

#	Rider	Nation	Motorcycle	Top 5 speeds					Average	Top
21	Anina URLASS	GER	HONDA	192.8	191.1	190.1	188.1	187.5	189.9	192.8
95	Jaylen KORPORAAL	NED	HONDA	191.4	189.8	189.8	188.8	188.4	189.4	191.4
54	Miro MASSON	BEL	HONDA	191.1	189.4	188.1	186.2	185.5	187.3	191.1
7	Roman DURDIS	CZE	HONDA	190.8	190.1	189.4	189.1	189.1	189.7	190.8
41	Douwe DOUMA	NED	HONDA	190.8	190.4	189.1	188.8	188.8	189.6	190.8
72	Junior DESCHOUWER	BEL	HONDA	190.8	190.4	190.1	189.8	189.4	190.1	190.8
88	Ruben NIJLAND	NED	HONDA	190.4	189.8	186.5	184.6	184.3	187.1	190.4
10	Louis WOLFF	GER	HONDA	190.1	188.4	186.8	186.5	186.2	187.6	190.1
4	Casper PENNING	NED	HONDA	189.8	189.1	188.4	188.1	188.1	188.7	189.8
5	Tamas LUKACS	HUN	HONDA	189.8	189.8	189.1	188.4	186.8	188.8	189.8
93	Jason RUDOLPH	GER	HONDA	189.8	188.4	188.1	188.1	187.8	188.4	189.8
17	Thias WENZEL	GER	HONDA	189.4	187.8	186.8	186.2	185.8	187.2	189.4
33	Levi FLIER	NED	HONDA	189.4	188.1	187.5	187.1	186.8	187.8	189.4
2	Viktor CECH	CZE	HONDA	189.1	189.1	188.4	187.8	187.5	188.2	189.1
24	Smilla GÖTTLICH	GER	HONDA	189.1	188.8	188.1	188.1	187.5	188.2	189.1
14	Danny HINKELMANN	GER	HONDA	188.4	187.8	187.5	186.2	185.8	187.1	188.4
79	Adam VYSKOCIL	CZE	HONDA	188.1	187.1	186.2	185.5	185.5	186.5	188.1
96	Swan EMPRIN	FRA	HONDA	187.8	187.5	186.5	186.2	185.8	186.8	187.8
11	Robin SIEGERT	GER	HONDA	186.8	186.5	186.5	186.2	186.2	186.4	186.8
58	Zenno BULTÉ	BEL	HONDA	186.8	186.8	184.9	184.6	183.9	185.4	186.8
78	Tudor DEDEA	GER	HONDA	186.2	185.2	184.6	184.3	184.3	184.9	186.2
46	Domi PEKKANEN	FIN	HONDA	185.2	184.9	184.6	184.3	183.3	184.5	185.2
71	William KRZELJ	FRA	HONDA	180.9	180.6	180.3	180.0	179.4	180.2	180.9
6	Anton Rishede EILERSEN	DEN	HONDA	99.4					99.4	99.4

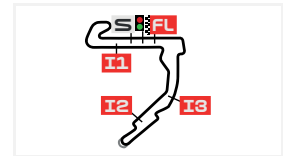
These data/results cannot be reproduced, stored and/or transmitted in whole or in part by any manner of electronic, mechanical, photocopying, recording, broadcasting or otherwise now known or herein after developed without the previous express consent by the copyright owner, except for reproduction in daily press and regular printed publications on sale to the public within 60 days of the event related to those data/results and always provided that copyright symbol appears together as follows below.

© MotoGP Sports Entertainment Group, 2026

FASTEST LAPS SEQUENCE

GRAND PRIX OF HUNGARY

RACE NR. 2



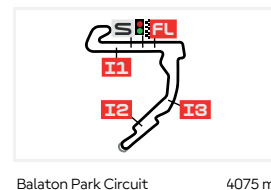
Balaton Park Circuit

4075 m.

Lap	Race Time	#	Rider	Nation	Motorcycle	Time	Km/h	Riders's Lap
2	3'51.346	11	Robin SIEGERT	GER	HONDA	1'54.075	128.5	2
2	3'51.594	7	Roman DURDIS	CZE	HONDA	1'53.956	128.7	2
3	5'45.005	11	Robin SIEGERT	GER	HONDA	1'53.659	129.0	3
3	5'45.164	7	Roman DURDIS	CZE	HONDA	1'53.570	129.1	3
4	7'38.503	11	Robin SIEGERT	GER	HONDA	1'53.498	129.2	4
4	7'38.627	7	Roman DURDIS	CZE	HONDA	1'53.463	129.2	4
4	7'39.031	4	Casper PENNING	NED	HONDA	1'53.415	129.3	4
6	11'25.375	11	Robin SIEGERT	GER	HONDA	1'53.192	129.6	6
7	13'18.209	11	Robin SIEGERT	GER	HONDA	1'52.834	130.0	7
8	15'10.590	11	Robin SIEGERT	GER	HONDA	1'52.381	130.5	8

These data/results cannot be reproduced, stored and/or transmitted in whole or in part by any manner of electronic, mechanical, photocopying, recording, broadcasting or otherwise now known or herein after developed without the previous express consent by the copyright owner, except for reproduction in daily press and regular printed publications on sale to the public within 60 days of the event related to those data/results and always provided that copyright symbol appears together as follows below.

© MotoGP Sports Entertainment Group, 2026



CHRONOLOGICAL ANALYSIS OF PERFORMANCES

GRAND PRIX OF HUNGARY

RACE NR. 2

Balaton Park Circuit 4075 m.

* Lap / Sector time cancelled
P Crossing the finish line in pit lane

T1 Time from finish line to 1st intermediate
T2 Time from 1st intermed. to 2nd intermed.

T3 Time from 2nd intermed. to 3rd intermed.
T4 Time from 3rd intermediate to finish line

Lap	Lap Time	T1	T2	T3	T4	Speed	Lap	Lap Time	T1	T2	T3	T4	Speed
1st	11	Robin SIEGERT		Kiefer Racing		GER	8	1'54.010	34.224	27.008	31.107	21.671	188.1
		Runs=1	Total laps=14	Full laps=13	Valid laps=13		9	1'54.572	34.558	27.184	31.016	21.814	183.3
1	1'57.271	37.652	27.303	30.825	21.491	65.8	10	1'54.675	34.795	27.164	30.957	21.759	183.6
2	1'54.075	34.697	26.967	30.805	21.606	185.8	11	1'54.162	34.377	27.085	30.977	21.723	183.0
3	1'53.659	34.355	26.936	30.823	21.545	186.2	12	1'54.171	34.454	27.071	30.998	21.648	183.6
4	1'53.498	34.096	26.918	30.840	21.644	186.5	13	1'54.556	34.610	27.282	31.018	21.646	184.3
5	1'53.680	34.312	27.015	30.857	21.496	186.2	14	1'53.900	34.504	26.956	30.855	21.585	184.3
6	1'53.192	34.093	26.869	30.734	21.496	185.8							
7	1'52.834	33.984	26.855	30.540	21.455	185.5							
8	1'52.381	33.938	26.564	30.463	21.416	186.2							
9	1'53.025	34.175	26.758	30.624	21.468	185.5							
10	1'52.989	33.880	26.975	30.663	21.471	185.8							
11	1'53.059	33.871	26.849	30.842	21.497	186.2							
12	1'53.029	34.062	26.756	30.748	21.463	186.2							
13	1'53.150	34.053	26.761	30.758	21.578	186.5							
14	1'53.584	34.191	26.806	30.833	21.754	186.8							
4th	93	Jason RUDOLPH		Racingteam Rudolph		GER	1	2'00.258	39.384	27.731	31.267	21.876	91.6
		Runs=1	Total laps=14	Full laps=13	Valid laps=13		2	1'54.835	34.561	27.478	31.040	21.756	189.8
1	2'00.258	39.384	27.731	31.267	21.876	91.6	3	1'54.731	34.602	27.070	31.155	21.904	185.2
2	1'54.835	34.561	27.478	31.040	21.756	189.8	4	1'54.298	34.542	26.992	31.163	21.601	186.5
3	1'54.731	34.602	27.070	31.155	21.904	185.2	5	1'54.404	34.600	27.047	31.049	21.708	188.4
4	1'54.298	34.542	26.992	31.163	21.601	186.5	6	1'53.909	34.396	27.079	30.789	21.645	187.5
5	1'54.404	34.600	27.047	31.049	21.708	188.4	7	1'54.307	34.228	27.211	31.241	21.627	188.1
6	1'53.909	34.396	27.079	30.789	21.645	187.5	8	1'54.311	34.322	27.192	31.125	21.672	187.8
7	1'54.307	34.228	27.211	31.241	21.627	188.1	9	1'54.595	34.472	27.384	31.073	21.666	187.1
8	1'54.311	34.322	27.192	31.125	21.672	187.8	10	1'54.422	34.582	27.206	30.995	21.639	186.5
9	1'54.595	34.472	27.384	31.073	21.666	187.1	11	1'54.178	34.409	27.159	30.943	21.667	185.5
10	1'54.422	34.582	27.206	30.995	21.639	186.5	12	1'53.984	34.435	27.018	30.891	21.640	186.5
11	1'54.178	34.409	27.159	30.943	21.667	185.5	13	1'54.542	34.501	27.351	31.079	21.611	187.5
12	1'53.984	34.435	27.018	30.891	21.640	186.5	14	1'54.033	34.501	27.057	30.887	21.588	188.1
13	1'54.542	34.501	27.351	31.079	21.611	187.5							
14	1'54.033	34.501	27.057	30.887	21.588	188.1							
5th	24	Smilla GÖTTLICH		Team Freudenberg - P		GER	1	2'02.173	39.893	27.655	31.979	22.646	102.3
		Runs=1	Total laps=14	Full laps=13	Valid laps=10		2	1'55.189	34.436	27.069	31.800	21.884	188.8
1	2'02.173	39.893	27.655	31.979	22.646	102.3	3	1'54.645	34.404	27.000	31.279	21.962	188.1
2	1'55.189	34.436	27.069	31.800	21.884	188.8	4	1'54.234	34.415	26.893	31.041	21.885	185.2
3	1'54.645	34.404	27.000	31.279	21.962	188.1	5	1'54.039	34.232	26.744	31.343	21.720	186.8
4	1'54.234	34.415	26.893	31.041	21.885	185.2	6	1'54.135	34.255	27.055	31.097	21.728	188.1
5	1'54.039	34.232	26.744	31.343	21.720	186.8	7	1'53.916 *	34.125	26.813	31.130	21.848 *	187.5
6	1'54.135	34.255	27.055	31.097	21.728	188.1	8	1'55.026 *	34.370 *	27.469	31.388	21.799	187.5
7	1'53.916 *	34.125	26.813	31.130	21.848 *	187.5	9	1'54.579	34.318	27.295	31.141	21.825	187.1
8	1'55.026 *	34.370 *	27.469	31.388	21.799	187.5	10	1'54.358 *	34.335	27.267 *	31.076	21.680	186.8
9	1'54.579	34.318	27.295	31.141	21.825	187.1	11	1'53.800	34.116	26.966	30.943	21.775	189.1
10	1'54.358 *	34.335	27.267 *	31.076	21.680	186.8	12	1'54.226	34.245	26.984	31.004	21.993	186.8
11	1'53.800	34.116	26.966	30.943	21.775	189.1	13	1'54.558	34.422	27.092	31.198	21.846	184.6
12	1'54.226	34.245	26.984	31.004	21.993	186.8	14	1'54.731	34.379	27.257	31.190	21.905	183.9
13	1'54.558	34.422	27.092	31.198	21.846	184.6							
14	1'54.731	34.379	27.257	31.190	21.905	183.9							
3rd	79	Adam VYSKOCIL		AV79 racing team		CZE	1	1'59.429	38.554	27.774	31.193	21.908	76.2
		Runs=1	Total laps=14	Full laps=13	Valid laps=13		2	1'55.133	34.816	27.294	31.198	21.825	184.9
1	1'59.429	38.554	27.774	31.193	21.908	76.2	3	1'55.042	34.843	27.035	31.232	21.932	185.5
2	1'55.133	34.816	27.294	31.198	21.825	184.9	4	1'54.417	34.563	27.049	31.085	21.720	187.1
3	1'55.042	34.843	27.035	31.232	21.932	185.5	5	1'54.311	34.595	26.926	31.111	21.679	185.5
4	1'54.417	34.563	27.049	31.085	21.720	187.1	6	1'53.889	34.381	26.937	30.889	21.682	184.9
5	1'54.311	34.595	26.926	31.111	21.679	185.5	7	1'54.270	34.281	26.924	31.322	21.743	186.2
6	1'53.889	34.381	26.937	30.889	21.682	184.9							
7	1'54.270	34.281	26.924	31.322	21.743	186.2							

Fastest Lap: Robin SIEGERT GER Kiefer Racing **1'52.381** 33.938 26.564 30.463 21.416

These data/results cannot be reproduced, stored and/or transmitted in whole or in part by any manner of electronic, mechanical, photocopying, recording, broadcasting or otherwise now known or herein after developed without the previous express consent by the copyright owner, except for reproduction in daily press and regular printed publications on sale to the public within 60 days of the event related to those data/results and always provided that copyright symbol appears together as follows below.

© MotoGP Sports Entertainment Group, 2026

Race Nr. 2

M4N™

Lap	Lap Time	T1	T2	T3	T4	Speed
6th	95	Jaylen KORPORAAL		Jaylen Korporaal Racing		NED
		Runs=1	Total laps=14	Full laps=13	Valid laps=10	
1	2'00.057	39.125	27.342	31.566	22.024	84.7
2	1'55.407	34.869	27.090	31.518	21.930	189.8
3	1'54.971	34.538	26.888	31.587	21.958	189.8
4	1'55.417	35.017	26.982	31.453	21.965	181.2
5	1'53.899 *	34.372	26.408	31.399	21.720 *	186.2
6	1'54.278	34.396	26.878	31.121	21.883	188.4
7	1'54.070 *	34.250	26.764	31.177	21.879 *	187.8
8	1'54.200	34.377	26.811	31.072	21.940	186.8
9	1'54.208	34.472	26.782	31.230	21.724	186.2
10	1'54.191	34.207	26.941	31.234	21.809	188.8
11	1'54.659 *	34.373	27.103	31.165	22.018 *	188.4
12	1'55.137	34.761	26.997	31.403	21.976	186.8
13	1'54.583	34.172	27.241	31.353	21.817	191.4
14	1'55.067	34.207	27.264	31.378	22.218	187.5

Lap	Lap Time	T1	T2	T3	T4	Speed
7th	96	Swan EMPRIN		SWAN96		FRA
		Runs=1	Total laps=14	Full laps=13	Valid laps=10	
1	1'57.990	38.106	27.238	31.003	21.643	78.5
2	1'54.426	34.476	27.206	31.058	21.686	185.8
3	1'54.276 *	34.554	27.079	30.968	21.675 *	185.5
4	1'54.769	34.763	27.206	31.042	21.758	184.6
5	1'54.928	34.687	27.412	31.009	21.820	183.3
6	1'54.928	34.571	27.367	31.100	21.890	183.0
7	1'55.000	34.621	27.286	31.239	21.854	183.6
8	1'54.518	34.371	27.181	31.392	21.574	184.3
9	1'54.588 *	34.651 *	27.256	31.027	21.654	185.2
10	1'55.460	34.726	27.213	31.377	22.144	186.5
11	1'54.627 *	34.375	27.253	31.083	21.916 *	187.5
12	1'55.141	34.513	27.488	31.199	21.941	186.2
13	1'54.923	34.523	27.183	31.235	21.982	187.8
14	1'55.022	34.618	27.267	31.263	21.874	183.6

Lap	Lap Time	T1	T2	T3	T4	Speed
8th	88	Ruben NIJLAND		RNLF Racing team		NED
		Runs=1	Total laps=14	Full laps=13	Valid laps=12	
1	2'02.939 *	39.732	27.918	32.946 *	22.343	97.4
2	1'55.172	34.630	27.363	31.328	21.851	190.4
3	1'54.786 *	34.276	27.211	31.327	21.972 *	189.8
4	1'54.763	34.500	27.296	31.240	21.727	183.9
5	1'55.386	34.671	27.616	31.174	21.925	186.5
6	1'54.953	34.576	27.223	31.217	21.937	183.6
7	1'54.600	34.449	27.146	31.176	21.829	182.7
8	1'54.739	34.302	27.092	31.359	21.986	184.3
9	1'54.292	34.370	27.187	30.996	21.739	182.7
10	1'54.265	34.309	27.002	31.135	21.819	183.6
11	1'54.478	34.356	27.067	31.226	21.829	183.6
12	1'54.080	34.139	27.140	31.016	21.785	183.9
13	1'54.121	34.136	26.938	31.251	21.796	184.6
14	1'54.733	34.326	27.272	31.186	21.949	183.3

Lap	Lap Time	T1	T2	T3	T4	Speed
9th	2	Viktor CECH		ZC RACING s.r.o.		CZE
		Runs=1	Total laps=14	Full laps=13	Valid laps=12	
1	2'02.534	40.028	27.892	32.045	22.569	103.3
2	1'55.024	34.484	27.117	31.615	21.808	186.2

Lap	Lap Time	T1	T2	T3	T4	Speed
3	1'54.761	34.455	27.187	31.285	21.834	189.1
4	1'54.150	34.650	27.019	30.860	21.621	189.1
5	1'54.125	34.402	27.033	30.983	21.707	187.8
6	1'54.384	34.350	27.135	31.206	21.693	187.5
7	1'54.236	34.284	27.146	31.101	21.705	187.5
8	1'54.335	34.379	27.019	31.259	21.678	184.6
9	1'54.720 *	34.625	27.187	31.257	21.651 *	188.4
10	1'55.577	34.528	27.428	31.727	21.894	187.1
11	1'54.835	34.519	27.204	31.234	21.878	184.6
12	1'55.040	34.450	27.336	31.387	21.867	184.6
13	1'55.077	34.466	27.527	31.374	21.710	183.9
14	1'54.558	34.516	27.075	31.191	21.776	187.1

Lap	Lap Time	T1	T2	T3	T4	Speed
10th	14	Danny HINKELMANN		Hinkelmann DH 14 Raci		GER
		Runs=1	Total laps=14	Full laps=13	Valid laps=8	
1	2'00.172	39.232	27.310	31.659	21.971	86.1
2	1'54.455	34.424	27.155	31.170	21.706	187.8
3	1'54.777 *	34.484	27.157	31.211 *	21.925 *	185.8
4	1'53.957	34.108	27.047	31.006	21.796	185.5
5	1'54.067	34.172	27.145	31.072	21.678	185.2
6	1'54.099	34.172	27.074	31.103	21.750	185.5
7	1'56.044	34.475	27.141	32.635	21.793	183.6
8	1'56.160 *	33.990	26.877	33.618 *	21.675 *	186.2
9	1'54.270	34.622	26.827	31.135	21.686	188.4
10	1'54.188 *	34.035	27.348	31.045	21.760 *	187.5
11	1'59.086 *	34.354	26.906 *	35.148 *	22.678	184.6
12	1'54.891	34.309	27.398	31.322	21.862	182.7
13	1'55.096	34.499	27.136	31.397	22.064	184.9
14	1'59.577 *	34.613	27.311 *	35.469 *	22.184	183.9

Lap	Lap Time	T1	T2	T3	T4	Speed
11th	72	Junior DESCHOUWER		Junior Black Knights		BEL
		Runs=1	Total laps=14	Full laps=13	Valid laps=12	
1	2'03.889	40.552	28.068	32.696	22.573	108.9
2	1'56.118	34.749	27.459	31.825	22.085	188.1
3	1'56.187	34.693	27.398	32.058	22.038	187.1
4	1'56.034	34.777	27.388	31.579	22.290	190.8
5	1'55.866	34.744	27.240	31.791	22.091	187.1
6	1'55.390	34.736	27.365	31.405	21.884	188.1
7	1'55.337	34.564	27.349	31.451	21.973	190.4
8	1'54.936	34.596	27.136	31.272	21.932	185.8
9	1'55.070	34.509	27.262	31.267	22.032	188.1
10	1'55.059	34.342	26.970	31.421	22.326	187.8
11	1'55.374 *	34.697	27.175	31.312	22.190 *	189.8
12	1'55.077	34.570	27.191	31.378	21.938	187.1
13	1'54.792	34.436	27.312	31.181	21.863	189.4
14	1'55.046	34.472	27.224	31.534	21.816	190.1

Lap	Lap Time	T1	T2	T3	T4	Speed
12th	54	Miro MASSON		Junior Black Knights		BEL
		Runs=1	Total laps=14	Full laps=13	Valid laps=10	
1	2'02.780	40.211	27.971	31.895	22.703	113.2
2	1'56.587	34.992	27.289	31.800	22.506	191.1
3	1'56.673 *	34.978	27.726	31.786	22.183 *	184.6
4	1'56.499	35.117	27.327	31.658	22.397	184.3
5	1'56.409	35.519	27.516	31.343	22.031	185.5
6	1'55.418 *	34.543	27.358	31.357	22.160 *	185.5

Fastest Lap: Robin SIEGERT GER Kiefer Racing **1'52.381** 33.938 26.564 30.463 21.416

These data/results cannot be reproduced, stored and/or transmitted in whole or in part by any manner of electronic, mechanical, photocopying, recording, broadcasting or otherwise now known or herein after developed without the previous express consent by the copyright owner, except for reproduction in daily press and regular printed publications on sale to the public within 60 days of the event related to those data/results and always provided that copyright symbol appears together as follows below.

© MotoGP Sports Entertainment Group, 2026

Race Nr. 2

M4N™

Lap	Lap Time	T1	T2	T3	T4	Speed	Lap	Lap Time	T1	T2	T3	T4	Speed
7	1'55.491	34.605	27.256	31.648	21.982	185.2	11	1'56.597	34.903	27.441	32.143	22.110	184.3
8	1'54.793	34.487	27.322	31.152	21.832	188.1	12	1'55.052	34.718	27.054	31.344	21.936	180.9
9	1'54.824 *	34.350	27.022	31.402	22.050 *	185.2	13	1'55.222	34.588	27.190	31.401	22.043	183.0
10	1'55.038	34.482	27.194	31.359	22.003	185.5	14	1'55.113	34.731	27.269	31.114	21.999	181.2
11	1'55.078	34.454	27.344	31.358	21.922	185.2	16th 78 Tudor DEDEA Tudor Racing GER						
12	1'55.137	34.668	27.081	31.391	21.997	189.4	Runs=1	Total laps=14	Full laps=13	Valid laps=9			
13	1'54.942	34.538	27.226	31.101	22.077	186.2	1	2'02.026	39.978	27.820	31.846	22.382	98.6
14	1'54.928	34.434	27.148	31.428	21.918	183.9	2	1'55.203 *	34.669 *	26.950	31.579	22.005	184.3
13th 5 Tamas LUKACS HRLF Promotion HUN							3	1'54.982	34.417	27.251	31.358	21.956	184.3
Runs=1	Total laps=14	Full laps=13	Valid laps=12				4	1'55.222	34.683	27.310	31.211	22.018	186.2
1	2'04.454	41.204	28.004	32.419	22.827	107.3	5	1'56.396 *	34.693	28.274	31.488	21.941 *	183.9
2	1'55.942	34.812	27.317	31.681	22.132	189.8	6	1'56.181	34.866	27.764	31.517	22.034	183.3
3	1'55.916 *	34.677	27.222	32.124	21.893 *	185.2	7	1'55.361	34.614	27.408	31.420	21.919	183.3
4	1'56.315	34.977	27.237	31.940	22.161	188.4	8	1'55.951	34.553	27.716	31.569	22.113	183.0
5	1'55.547	34.668	27.282	31.684	21.913	189.1	9	1'56.014 *	34.658	27.608	31.429 *	22.319 *	181.8
6	1'55.033	34.454	27.422	31.357	21.800	189.8	10	1'56.051	34.551	27.510	31.594	22.396	180.9
7	1'54.938	34.282	27.518	31.366	21.772	185.5	11	1'55.300	34.524	27.229	31.479	22.068	185.2
8	1'54.913	34.377	27.352	31.432	21.752	184.3	12	1'56.505	34.951	27.215	32.238	22.101	183.3
9	1'54.889	34.476	27.271	31.201	21.941	184.3	13	1'55.715 *	34.656	27.482	31.401	22.176 *	184.6
10	1'55.343	34.418	27.362	31.339	22.224	184.9	14	1'55.318	34.642	27.286	31.313	22.077	183.9
11	1'55.582	34.429	27.481	31.644	22.028	183.9	17th 58 Zenno BULTÉ Zenno58 BEL						
12	1'55.151	34.484	27.361	31.361	21.945	186.8	Runs=1	Total laps=14	Full laps=13	Valid laps=10			
13	1'54.896	34.385	27.449	31.223	21.839	184.3	1	2'03.238	40.836	27.774	32.172	22.456	106.6
14	1'55.818	34.461	27.467	31.688	22.202	184.3	2	1'56.119 *	34.853	27.051	31.871	22.344 *	186.8
14th 33 Levi FLIER RN LF Racing team NED							3	1'56.224 *	35.199	27.435	31.541	22.049 *	180.9
Runs=1	Total laps=14	Full laps=13	Valid laps=11				4	1'56.034	34.983	27.208	31.755	22.088	182.7
1	2'02.677	40.438	28.013	31.897	22.329	105.8	5	1'55.689	34.801	27.257	31.677	21.954	182.1
2	1'55.305	34.669	27.256	31.412	21.968	189.4	6	1'55.446	34.624	27.244	31.597	21.981	183.3
3	1'55.475	34.743	27.274	31.495	21.963	188.1	7	1'56.956	34.580	27.472	32.472	22.432	183.0
4	1'55.666	34.758	27.449	31.504	21.955	186.8	8	1'55.699	35.083	27.183	31.302	22.131	184.6
5	1'55.826	34.847	27.410	31.645	21.924	184.6	9	1'55.763 *	34.866 *	27.388	31.545	21.964	183.3
6	1'55.864	34.684	27.551	31.633	21.996	185.2	10	1'55.696	34.750	27.343	31.532	22.071	183.6
7	1'55.561	34.772	27.390	31.401	21.998	185.5	11	1'55.709	34.732	27.383	31.501	22.093	184.9
8	1'55.713 *	34.734	27.338	31.585 *	22.056	185.5	12	1'55.706	34.658	27.459	31.624	21.965	183.0
9	1'55.836	34.670	27.439	31.677	22.050	185.2	13	1'55.869	34.744	27.416	31.635	22.074	183.9
10	1'55.661	34.635	27.286	31.462	22.278	184.9	14	1'56.072	34.864	27.344	31.557	22.307	186.8
11	1'55.841 *	35.026 *	27.308	31.449	22.058	187.5	18th 41 Douwe DOUMA Douma Racing NED						
12	1'55.930	34.682	27.687	31.556	22.005	186.5	Runs=1	Total laps=14	Full laps=13	Valid laps=11			
13	1'55.330	34.622	27.475	31.405	21.828	185.8	1	2'04.610	40.974	28.287	32.474	22.875	111.4
14	1'54.953	34.470	27.382	31.303	21.798	187.1	2	1'56.660	35.030	27.717	31.651	22.262	190.8
15th 46 Domi PEKKANEN DPR Team FIN							3	1'55.840	34.682	27.381	31.516	22.261	189.1
Runs=1	Total laps=14	Full laps=13	Valid laps=12				4	1'55.927	34.727	27.441	31.562	22.197	188.4
1	2'04.312	40.820	28.190	32.367	22.935	112.5	5	1'57.116	34.954	27.904	31.854	22.404	188.8
2	1'57.866	35.210	27.878	32.618	22.160	184.6	6	1'55.553	34.620	27.226	31.635	22.072	188.8
3	1'56.361 *	35.100	27.577	31.515 *	22.169	182.4	7	1'55.989 *	34.639	27.238	31.973	22.139 *	188.4
4	1'55.831	34.776	27.306	31.625	22.124	180.6	8	1'55.660	34.583	27.601	31.414	22.062	188.1
5	1'55.931	34.886	27.371	31.325	22.349	180.9	9	1'55.934	34.897	27.425	31.560	22.052	187.5
6	1'55.542	34.652	27.224	31.584	22.082	184.9	10	1'55.743 *	34.683	27.410	31.416	22.234 *	187.1
7	1'55.377	34.634	27.310	31.404	22.029	185.2	11	1'55.768	34.759	27.327	31.432	22.250	187.1
8	1'54.936	34.459	27.439	31.138	21.900	181.8	12	1'55.295	34.773	27.116	31.398	22.008	188.1
9	1'55.328	34.539	27.216	31.576	21.997	183.3	13	1'56.268	34.742	27.152	32.355	22.019	190.4
10	1'55.514	34.811	27.251	31.360	22.092	182.1	14	1'55.336	34.405	27.222	31.630	22.079	187.5

Fastest Lap: Robin SIEGERT GER Kiefer Racing **1'52.381** 33.938 26.564 30.463 21.416

These data/results cannot be reproduced, stored and/or transmitted in whole or in part by any manner of electronic, mechanical, photocopying, recording, broadcasting or otherwise now known or herein after developed without the previous express consent by the copyright owner, except for reproduction in daily press and regular printed publications on sale to the public within 60 days of the event related to those data/results and always provided that copyright symbol appears together as follows below.

© MotoGP Sports Entertainment Group, 2026

Race Nr. 2

M4N™

Lap	Lap Time	T1	T2	T3	T4	Speed
19th	71	William KRZELJ		KRZ RACING TEAM		FRA
		Runs=1	Total laps=14	Full laps=13	Valid laps=9	
1	2'04.171	39.066	28.224	32.181	24.700	88.7
2	1'56.830 *	35.271	27.516	31.583	22.460 *	180.3
3	1'56.453	35.393	27.512	31.286	22.262	177.0
4	1'56.048 *	35.094	27.512 *	31.406	22.036	180.0
5	1'55.866	34.809	27.695	31.410	21.952	178.2
6	1'55.223 *	34.510	27.019	31.663	22.031 *	180.6
7	1'55.635	34.760	27.500	31.371	22.004	180.9
8	1'55.568	34.752	27.219	31.526	22.071	178.8
9	1'56.006 *	34.776	27.558	31.645	22.027 *	178.5
10	1'56.008	34.911	27.309	31.328	22.460	177.6
11	1'56.160	35.020	27.329	31.728	22.083	177.3
12	1'55.919	34.942	27.339	31.585	22.053	178.8
13	1'56.689	35.254	27.292	31.672	22.471	178.8
14	1'56.013	34.948	27.491	31.413	22.161	179.4

20th	17	Thias WENZEL		Team NSA		GER
		Runs=1	Total laps=10	Full laps=9	Valid laps=7	
1	1'58.618	38.601	27.553	30.781	21.683	89.3
2	1'53.971 *	34.201	27.112 *	30.993	21.665 *	185.5
3	1'53.596	34.018	27.174	30.895	21.509	187.8
4	1'53.725	34.046	27.134	30.953	21.592	186.8
5	1'53.616	34.059	27.014	30.965	21.578	185.2
6	1'54.327	34.142	26.971	31.080	22.134	185.8
7	1'53.806	34.378	27.213	30.626	21.589	184.3
8	1'53.458 *	33.946 *	27.006	30.804	21.702	185.5
9	1'54.091	34.624	26.980	30.872	21.615	189.4
10	1'54.383	34.214	27.161	31.145	21.863	183.3
unfinished		34.510	27.264	34.058		186.2

21st	10	Louis WOLFF		Kiefer Racing		GER
		Runs=1	Total laps=10	Full laps=9	Valid laps=8	
1	2'01.735	39.544	27.975	32.020	22.196	95.4
2	1'54.559 *	34.368	27.183	31.235	21.773 *	185.2
3	1'54.445	34.466	26.960	31.114	21.905	186.2
4	1'54.535	34.474	27.119	31.161	21.781	186.5
5	1'54.771	34.381	27.124	31.600	21.666	184.3
6	1'54.536	34.309	27.286	31.265	21.676	186.8
7	1'53.858	34.278	26.844	31.033	21.703	188.4
8	1'54.390	34.395	27.063	31.202	21.730	190.1
9	1'54.221	34.335	27.033	31.028	21.825	185.5
10	1'54.845	34.282	27.242	31.469	21.852	185.5

22nd	21	Anina URLASS		MASS SPORTS Racing b		GER
		Runs=1	Total laps=10	Full laps=8	Valid laps=8	
1	1'57.126	37.489	27.175	30.785	21.677	62.3
2	1'54.547	34.992	27.090	31.020	21.445	182.1
3	1'53.612	34.233	26.967	30.948	21.464	192.8
4	1'53.486	34.200	26.942	30.765	21.579	191.1
5	1'54.018	34.847	26.951	30.709	21.511	190.1
6	1'53.427	34.165	26.917	30.744	21.601	187.5
7	1'54.301	34.363	27.065	30.921	21.952	188.1
8	1'54.465	34.521	27.140	31.057	21.747	182.1

Lap	Lap Time	T1	T2	T3	T4	Speed
9	1'58.469	34.690	27.242	33.128	23.409	186.2
10	2'19.067 P	36.875	29.368	33.884	38.940	161.9

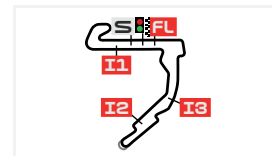
23rd	4	Casper PENNING		MASS SPORTS Racing b		NED
		Runs=1	Total laps=8	Full laps=6	Valid laps=4	
1	1'57.406	37.467	27.372	30.841	21.726	70.6
2	1'54.547	34.447	27.397	31.125	21.578	189.8
3	1'53.663	34.194	26.880	31.018	21.571	188.4
4	1'53.415	34.112	26.883	30.765	21.655	188.1
5	1'54.573 *	34.075	26.990	31.997 *	21.511	189.1
6	1'54.304	33.903	26.952	30.971	22.478	188.1
7	1'57.118 *	34.288	27.495	33.156 *	22.179	185.2
8	2'19.655 P	34.334	27.107	36.832 *	41.382	185.5

24th	6	Anton Rishede EILERSE		ARE Racing		DEN
		Runs=1	Total laps=0	Full laps=0	Valid laps=0	
unfinished		39.656	27.621	32.146		99.4

Fastest Lap: Robin SIEGERT GER Kiefer Racing **1'52.381** 33.938 26.564 30.463 21.416

These data/results cannot be reproduced, stored and/or transmitted in whole or in part by any manner of electronic, mechanical, photocopying, recording, broadcasting or otherwise now known or herein after developed without the previous express consent by the copyright owner, except for reproduction in daily press and regular printed publications on sale to the public within 60 days of the event related to those data/results and always provided that copyright symbol appears together as follows below.

© MotoGP Sports Entertainment Group, 2026



Balaton Park Circuit 4,423 m.

OFFICIAL STARTING GRID

GRAND PRIX OF HUNGARY

RACE : 14 LAPS = 57.05 KM

1	1 1'52.388 21 Anina URLASS Honda	2	2 1'53.411 11 Robin SIEGERT Honda	3	3 1'54.098 4 Casper PENNING Honda
2	4 1'54.189 7 Roman DURDIS Honda	5	5 1'54.240 79 Adam VYSKOCIL Honda	6	6 1'54.666 96 Swan EMPRI Honda
3	7 1'54.738 95 Jaylen KORPORAAL Honda	8	8 1'54.780 14 Danny HINKELMANN Honda	9	9 1'54.814 71 William KRZELJ Honda
4	10 1'54.923 17 Thias WENZEL Honda	11	11 1'54.959 93 Jason RUDOLPH Honda	12	12 1'55.141 10 Louis WOLFF Honda
5	13 1'55.333 88 Ruben NIJLAND Honda	14	14 1'55.485 6 Anton Rishede EILERSEN Honda	15	15 1'55.529 78 Tudor DEDEA Honda
6	16 1'55.713 24 Smilla GÖTTLICH Honda	17	17 1'55.816 2 Viktor CECH Honda	18	18 1'56.139 33 Levi FLIER Honda
7	19 1'56.288 72 Junior DESCHOUWER Honda	20	20 1'56.472 5 Tamas LUKACS Honda	21	21 1'56.626 58 Zenno BULTÉ Honda

The results are provisional until the end of the limit for protest and appeals.

Time limit for protest expires 60' after publication of the results - **Thomas KOCSIK** Time: **18:41**

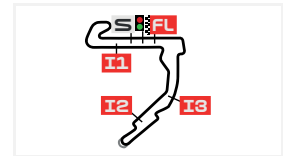
These data/results cannot be reproduced, stored and/or transmitted in whole or in part by any manner of electronic, mechanical, photocopying, recording, broadcasting or otherwise now known or herein after developed without the previous express consent by the copyright owner, except for reproduction in daily press and regular printed publications on sale to the public within 60 days of the event related to those data/results and always provided that copyright symbol appears together as follows below.

© MotoGP Sports Entertainment Group, 2026

OFFICIAL STARTING GRID

GRAND PRIX OF HUNGARY

RACE : 14 LAPS = 57.05 KM



Balaton Park Circuit

4,423 m.

8

22
1'57.459
54 Miro MASSON
Honda

23
1'57.663
41 Douwe DOUMNA
Honda

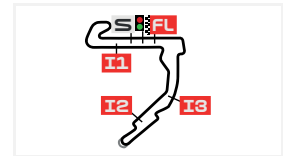
24
46 Domi PEKKANEN
Honda

The results are provisional until the end of the limit for protest and appeals.

Time limit for protest expires 60' after publication of the results - **Thomas KOCSIK** Time: **18:41**

These data/results cannot be reproduced, stored and/or transmitted in whole or in part by any manner of electronic, mechanical, photocopying, recording, broadcasting or otherwise now known or herein after developed without the previous express consent by the copyright owner, except for reproduction in daily press and regular printed publications on sale to the public within 60 days of the event related to those data/results and always provided that copyright symbol appears together as follows below.

© MotoGP Sports Entertainment Group, 2026



Balaton Park Circuit

4075 m.

LAP CHART

GRAND PRIX OF HUNGARY

RACE NR. 2

Pos	1	2	3	4	5	6	7	8	9	10	11	12	13	14	15	16	17	18	19	20	21	22	23	24
Grid	21	11	4	7	79	96	95	14	71	17	93	10	88	6	78	24	2	33	72	5	58	54	41	46
	1	21	11	4	7	96	17	79	95	14	93	10	78	24	2	33	54	88	58	72	71	46	5	41
	2	11	7	21	4	96	17	79	14	93	95	10	78	24	2	33	88	58	54	72	5	71	41	46
	3	11	7	21	4	17	96	14	79	93	95	10	24	78	2	88	33	58	54	72	5	41	71	46
	4	11	7	21	4	17	96	14	79	93	10	95	24	2	78	88	33	58	72	54	5	41	71	46
	5	11	7	21	17	4	96	14	79	93	95	10	24	2	88	78	33	58	72	5	54	71	41	46
	6	11	7	21	17	4	96	14	79	93	95	24	10	2	88	78	33	58	5	72	54	71	41	46
	7	11	7	21	17	4	96	79	93	14	95	24	10	2	88	78	33	5	72	58	54	71	46	41
	8	11	7	21	17	79	96	93	95	10	24	2	14	88	78	33	5	72	54	58	71	46	41	4
	9	11	17	7	21	79	96	93	95	10	24	14	2	88	78	33	5	72	54	58	46	71	41	
	10	11	7	17	79	93	95	96	10	14	24	2	88	5	78	33	72	54	58	46	71	41	21	
L	11	11	7	79	93	95	96	24	2	88	14	78	5	72	33	54	58	46	71	41				
a	12	11	7	79	93	24	95	96	2	88	14	5	72	54	78	33	58	46	71	41				
p	13	11	7	79	93	24	95	96	88	2	14	5	72	54	33	78	46	58	41	71				
s	14	11	7	79	93	24	95	96	88	2	14	72	54	5	33	78	46	58	41	71				

Winner Lapped rider

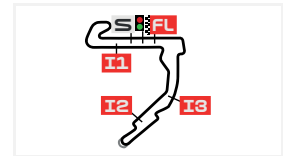
These data/results cannot be reproduced, stored and/or transmitted in whole or in part by any manner of electronic, mechanical, photocopying, recording, broadcasting or otherwise now known or herein after developed without the previous express consent by the copyright owner, except for reproduction in daily press and regular printed publications on sale to the public within 60 days of the event related to those data/results and always provided that copyright symbol appears together as follows below.

© MotoGP Sports Entertainment Group, 2026

FASTEST LAP OF EACH RIDER

GRAND PRIX OF HUNGARY

RACE NR. 2



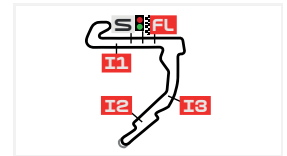
Balaton Park Circuit

4075 m.

#	Rider	Nation	Team	Motorcycle	Time	Lap Total	Gap
1	11 Robin SIEGERT	GER	Kiefer Racing	HONDA	1'52.381	8 14	
2	4 Casper PENNINGNS	NED	MASS SPORTS Racing by JRP Motospo	HONDA	1'53.415	4 8	1.034 1.034
3	21 Anina URLASS	GER	MASS SPORTS Racing by JRP Motospo	HONDA	1'53.427	6 10	1.046 0.012
4	7 Roman DURDIS	CZE	FS12 Racing Team	HONDA	1'53.463	4 14	1.082 0.036
5	17 Thias WENZEL	GER	Team NSA	HONDA	1'53.596	3 10	1.215 0.133
6	24 Smilla GÖTTLICH	GER	Team Freudenberg - PALIGO Racing	HONDA	1'53.800	11 14	1.419 0.204
7	10 Louis WOLFF	GER	Kiefer Racing	HONDA	1'53.858	7 10	1.477 0.058
8	79 Adam VYSKOCIL	CZE	AV79 racing team	HONDA	1'53.889	6 14	1.508 0.031
9	93 Jason RUDOLPH	GER	Racingteam Rudolph	HONDA	1'53.909	6 14	1.528 0.020
10	14 Danny HINKELMANN	GER	Hinkelmann DH 14 Racing	HONDA	1'53.957	4 14	1.576 0.048
11	88 Ruben NIJLAND	NED	RNL F Racing team	HONDA	1'54.080	12 14	1.699 0.123
12	2 Viktor CECH	CZE	ZC RACING s.r.o.	HONDA	1'54.125	5 14	1.744 0.045
13	95 Jaylen KORPORAAL	NED	Jaylen Korporaal Racing	HONDA	1'54.191	10 14	1.810 0.066
14	96 Swan EMPRIN	FRA	SWAN96	HONDA	1'54.426	2 14	2.045 0.235
15	72 Junior DESCHOUWER	BEL	Junior Black Knights	HONDA	1'54.792	13 14	2.411 0.366
16	54 Miro MASSON	BEL	Junior Black Knights	HONDA	1'54.793	8 14	2.412 0.001
17	5 Tamas LUKACS	HUN	HRLF Promotion	HONDA	1'54.889	9 14	2.508 0.096
18	46 Domi PEKKANEN	FIN	DPR Team	HONDA	1'54.936	8 14	2.555 0.047
19	33 Levi FLIER	NED	RNL F Racing team	HONDA	1'54.953	14 14	2.572 0.017
20	78 Tudor DEDEA	GER	Tudor Racing	HONDA	1'54.982	3 14	2.601 0.029
21	41 Douwe DOUMA	NED	Douma Racing	HONDA	1'55.295	12 14	2.914 0.313
22	58 Zenno BULTÉ	BEL	Zenno58	HONDA	1'55.446	6 14	3.065 0.151
23	71 William KRZELJ	FRA	KRZ RACING TEAM	HONDA	1'55.568	8 14	3.187 0.122

These data/results cannot be reproduced, stored and/or transmitted in whole or in part by any manner of electronic, mechanical, photocopying, recording, broadcasting or otherwise now known or herein after developed without the previous express consent by the copyright owner, except for reproduction in daily press and regular printed publications on sale to the public within 60 days of the event related to those data/results and always provided that copyright symbol appears together as follows below.

© MotoGP Sports Entertainment Group, 2026



Balaton Park Circuit 4075 m.

ANALYSIS BY LAP

GRAND PRIX OF HUNGARY

RACE NR. 2

Num Lap Time Gap

Num	Lap Time	Gap	Num	Lap Time	Gap	Num	Lap Time	Gap			
Lap 1			54	1'56.587	8.021	24	1'54.234	7.738	96	1'54.928	5.942
21	1'57.126		72	1'56.118	8.661	2	1'54.150	7.966	14	1'54.099	6.152
11	1'57.271	0.145	5	1'55.942	9.050	78	1'55.222	8.930	79	1'53.889	6.846
4	1'57.406	0.280	71	1'56.830	9.655	88	1'54.763	9.157	93	1'53.909	7.060
7	1'57.638	0.512	41	1'56.660	9.924	33	1'55.666	10.620	95	1'54.278	8.654
96	1'57.990	0.864	46	1'57.866	10.832	58	1'56.034	13.112	24	1'54.135	9.040
17	1'58.618	1.492	Lap 3			72	1'56.034	13.725	10	1'54.536	9.206
79	1'59.429	2.303	11	1'53.659		54	1'56.499	14.036	2	1'54.384	9.603
95	2'00.057	2.931	7	1'53.570	0.159	5	1'56.315	14.124	88	1'54.953	12.624
14	2'00.172	3.046	21	1'53.612	0.280	41	1'55.927	14.534	78	1'56.181	14.635
93	2'00.258	3.132	4	1'53.663	0.611	71	1'56.048	14.999	33	1'55.864	15.438
10	2'01.735	4.609	17	1'53.596	1.180	46	1'55.831	15.867	58	1'55.446	17.375
78	2'02.026	4.900	96	1'54.276	1.687	Lap 5			5	1'55.033	17.832
24	2'02.173	5.047	14	1'54.777	4.399	11	1'53.680		72	1'55.390	18.109
2	2'02.534	5.408	79	1'55.042	4.599	7	1'53.967	0.411	54	1'55.418	18.991
33	2'02.677	5.551	93	1'54.731	4.819	21	1'54.018	0.606	71	1'55.223	19.216
54	2'02.780	5.654	95	1'54.971	5.430	17	1'53.616	1.343	41	1'55.553	20.331
88	2'02.939	5.813	10	1'54.445	5.734	4	1'54.573	1.421	46	1'55.542	20.468
58	2'03.238	6.112	24	1'54.645	7.002	96	1'54.928	4.206	Lap 7		
72	2'03.889	6.763	78	1'54.982	7.206	14	1'54.067	5.245	11	1'52.834	
71	2'04.171	7.045	2	1'54.761	7.314	79	1'54.311	6.149	7	1'54.099	2.024
46	2'04.312	7.186	88	1'54.786	7.892	93	1'54.404	6.343	21	1'54.301	2.308
5	2'04.454	7.328	33	1'55.475	8.452	95	1'53.899	7.568	17	1'53.806	3.450
41	2'04.610	7.484	58	1'56.224	10.576	10	1'54.771	7.862	4	1'57.118	6.817
Lap 2			54	1'56.673	11.035	24	1'54.039	8.097	96	1'55.000	8.108
11	1'54.075		72	1'56.187	11.189	2	1'54.125	8.411	79	1'54.270	8.282
7	1'53.956	0.248	5	1'55.916	11.307	88	1'55.386	10.863	93	1'54.307	8.533
21	1'54.547	0.327	41	1'55.840	12.105	78	1'56.396	11.646	14	1'56.044	9.362
4	1'54.547	0.607	71	1'56.453	12.449	33	1'55.826	12.766	95	1'54.070	9.890
96	1'54.426	1.070	46	1'56.361	13.534	58	1'55.689	15.121	24	1'53.916	10.122
17	1'53.971	1.243	Lap 4			72	1'55.866	15.911	10	1'53.858	10.230
79	1'55.133	3.216	11	1'53.498		5	1'55.547	15.991	2	1'54.236	11.005
14	1'54.455	3.281	7	1'53.463	0.124	54	1'56.409	16.765	88	1'54.600	14.390
93	1'54.835	3.747	21	1'53.486	0.268	71	1'55.866	17.185	78	1'55.361	17.162
95	1'55.407	4.118	4	1'53.415	0.528	41	1'57.116	17.970	33	1'55.561	18.165
10	1'54.559	4.948	17	1'53.725	1.407	46	1'55.931	18.118	5	1'54.938	19.936
78	1'55.203	5.883	96	1'54.769	2.958	Lap 6			72	1'55.337	20.612
24	1'55.189	6.016	14	1'53.957	4.858	11	1'53.192		58	1'56.956	21.497
2	1'55.024	6.212	79	1'54.417	5.518	7	1'53.540	0.759	54	1'55.491	21.648
33	1'55.305	6.636	93	1'54.298	5.619	21	1'53.427	0.841	71	1'55.635	22.017
88	1'55.172	6.765	10	1'54.535	6.771	17	1'54.327	2.478	46	1'55.377	23.011
58	1'56.119	8.011	95	1'55.417	7.349	4	1'54.304	2.533	41	1'55.989	23.486
Lap 8									11	1'52.381	
									7	1'54.663	4.306
									21	1'54.465	4.392
									17	1'53.458	4.527
									79	1'54.010	9.911
									96	1'54.518	10.245
									93	1'54.311	10.463
									95	1'54.200	11.709
									10	1'54.390	12.239
									24	1'55.026	12.767
									2	1'54.335	12.959
									14	1'56.160	13.141
									88	1'54.739	16.748
									78	1'55.951	20.732
									33	1'55.713	21.497
									5	1'54.913	22.468
									72	1'54.936	23.167
									54	1'54.793	24.060
									58	1'55.699	24.815
									71	1'55.568	25.204
									46	1'54.936	25.566
									41	1'55.660	26.765
									4	2'19.655	34.091
Lap 9									11	1'53.025	
									17	1'54.091	5.593
									7	1'54.570	5.851
									21	1'58.469	9.836
									79	1'54.572	11.458
									96	1'54.588	11.808
									93	1'54.595	12.033
									95	1'54.208	12.892
									10	1'54.221	13.435
									24	1'54.579	14.321
									14	1'54.270	14.386
									2	1'54.720	14.654
									88	1'54.292	18.015
									78	1'56.014	23.721
									33	1'55.836	24.308
									5	1'54.889	24.332
									72	1'55.070	25.212

Lapped rider

These data/results cannot be reproduced, stored and/or transmitted in whole or in part by any manner of electronic, mechanical, photocopying, recording, broadcasting or otherwise now known or herein after developed without the previous express consent by the copyright owner, except for reproduction in daily press and regular printed publications on sale to the public within 60 days of the event related to those data/results and always provided that copyright symbol appears together as follows below.

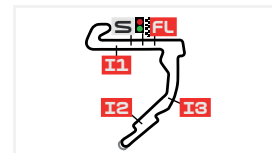
© MotoGP Sports Entertainment Group, 2026

Num	Lap Time	Gap						
54	1'54.824	25.859	7	1'54.676	10.120	5	1'55.818	35.311
58	1'55.763	27.553	79	1'54.171	15.389	33	1'54.953	36.212
46	1'55.328	27.869	93	1'53.984	15.540	78	1'55.318	36.799
71	1'56.006	28.185	24	1'54.226	17.628	46	1'55.113	39.556
41	1'55.934	29.674	95	1'55.137	17.802	58	1'56.072	40.794
Lap 10			96	1'55.141	17.959	41	1'55.336	42.273
11	1'52.989		2	1'55.040	21.029	71	1'56.013	43.163
7	1'54.040	6.902	88	1'54.080	21.761			
17	1'54.383	6.987	14	1'54.891	23.474			
79	1'54.675	13.144	5	1'55.151	31.331			
93	1'54.422	13.466	72	1'55.077	31.645			
95	1'54.191	14.094	54	1'55.137	32.035			
96	1'55.460	14.279	78	1'56.505	32.500			
10	1'54.845	15.291	33	1'55.930	32.663			
14	1'54.188	15.585	58	1'55.706	35.587			
24	1'54.358	15.690	46	1'55.052	35.955			
2	1'55.577	17.242	71	1'55.919	37.195			
88	1'54.265	19.291	41	1'55.295	37.403			
5	1'55.343	26.686	Lap 13					
78	1'56.051	26.783	11	1'53.150				
33	1'55.661	26.980	7	1'54.784	11.754			
72	1'55.059	27.282	79	1'54.556	16.795			
54	1'55.038	27.908	93	1'54.542	16.932			
58	1'55.696	30.260	24	1'54.558	19.036			
46	1'55.514	30.394	95	1'54.583	19.235			
71	1'56.008	31.204	96	1'54.923	19.732			
41	1'55.743	32.428	88	1'54.121	22.732			
21	2'19.067	35.914	2	1'55.077	22.956			
Lap 11			14	1'55.096	25.420			
11	1'53.059		5	1'54.896	33.077			
7	1'54.630	8.473	72	1'54.792	33.287			
79	1'54.162	14.247	54	1'54.942	33.827			
93	1'54.178	14.585	33	1'55.330	34.843			
95	1'54.659	15.694	78	1'55.715	35.065			
96	1'54.627	15.847	46	1'55.222	38.027			
24	1'53.800	16.431	58	1'55.869	38.306			
2	1'54.835	19.018	41	1'56.268	40.521			
88	1'54.478	20.710	71	1'56.689	40.734			
14	1'59.086	21.612	Lap 14					
78	1'55.300	29.024	11	1'53.584				
5	1'55.582	29.209	7	1'54.864	13.034			
72	1'55.374	29.597	79	1'53.900	17.111			
33	1'55.841	29.762	93	1'54.033	17.381			
54	1'55.078	29.927	24	1'54.731	20.183			
58	1'55.709	32.910	95	1'55.067	20.718			
46	1'56.597	33.932	96	1'55.022	21.170			
71	1'56.160	34.305	88	1'54.733	23.881			
41	1'55.768	35.137	2	1'54.558	23.930			
Lap 12			14	1'59.577	31.413			
11	1'53.029		72	1'55.046	34.749			
			54	1'54.928	35.171			

Lapped rider

These data/results cannot be reproduced, stored and/or transmitted in whole or in part by any manner of electronic, mechanical, photocopying, recording, broadcasting or otherwise now known or herein after developed without the previous express consent by the copyright owner, except for reproduction in daily press and regular printed publications on sale to the public within 60 days of the event related to those data/results and always provided that copyright symbol appears together as follows below.

© MotoGP Sports Entertainment Group, 2026



Balaton Park Circuit

4075 m.

EVENT BEST MAXIMUM SPEED

GRAND PRIX OF HUNGARY

RACE NR. 2

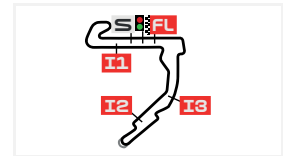
#	Rider	Nation	Team	Motorcycle	Km/h	
21	Anina URLASS	GER	MASS SPORTS Racing by JRP Motosport	HONDA	192.8	Race Nr. 2
95	Jaylen KORPORAAL	NED	Jaylen Korporaal Racing	HONDA	191.4	Race Nr. 2
54	Miro MASSON	BEL	Junior Black Knights	HONDA	191.1	Race Nr. 2
41	Douwe DOUMA	NED	Douma Racing	HONDA	190.8	Race Nr. 2
72	Junior DESCHOUWER	BEL	Junior Black Knights	HONDA	190.8	Race Nr. 2
7	Roman DURDIS	CZE	FS12 Racing Team	HONDA	190.8	Race Nr. 2
88	Ruben NIJLAND	NED	RNLF Racing team	HONDA	190.4	Race Nr. 2
10	Louis WOLFF	GER	Kiefer Racing	HONDA	190.1	Race Nr. 2
4	Casper PENNING	NED	MASS SPORTS Racing by JRP Motosport	HONDA	189.8	Race Nr. 2
5	Tamas LUKACS	HUN	HRLF Promotion	HONDA	189.8	Race Nr. 2
93	Jason RUDOLPH	GER	Racingteam Rudolph	HONDA	189.8	Race Nr. 2
33	Levi FLIER	NED	RN LF Racing team	HONDA	189.4	Race Nr. 2
17	Thias WENZEL	GER	Team NSA	HONDA	189.4	Race Nr. 2
24	Smilla GÖTTLICH	GER	Team Freudenberg - PALIGO Racing	HONDA	189.1	Race Nr. 2
2	Viktor CECH	CZE	ZC RACING s.r.o.	HONDA	189.1	Race Nr. 2
14	Danny HINKELMANN	GER	Hinkelmann DH 14 Racing	HONDA	188.4	Race Nr. 2
79	Adam VYSKOCIL	CZE	AV79 racing team	HONDA	188.1	Race Nr. 2
96	Swan EMPRIN	FRA	SWAN96	HONDA	187.8	Race Nr. 2
58	Zenno BULTÉ	BEL	Zenno58	HONDA	186.8	Race Nr. 2
11	Robin SIEGERT	GER	Kiefer Racing	HONDA	186.8	Race Nr. 2
78	Tudor DEDEA	GER	Tudor Racing	HONDA	186.2	Race Nr. 2
46	Domi PEKKANEN	FIN	DPR Team	HONDA	185.2	Race Nr. 2
71	William KRZELJ	FRA	KRZ RACING TEAM	HONDA	180.9	Race Nr. 2
6	Anton Rishede EILERSEN	DEN	ARE Racing	HONDA		

These data/results cannot be reproduced, stored and/or transmitted in whole or in part by any manner of electronic, mechanical, photocopying, recording, broadcasting or otherwise now known or herein after developed without the previous express consent by the copyright owner, except for reproduction in daily press and regular printed publications on sale to the public within 60 days of the event related to those data/results and always provided that copyright symbol appears together as follows below.

© MotoGP Sports Entertainment Group, 2026

CHAMPIONSHIP CLASSIFICATION

GRAND PRIX OF HUNGARY



Balaton Park Circuit

4075 m.

Rider	Nation	Points	DUT	DUT	SAC	SAC	HUN	HUN	CZE	CZE
1 SIEGERT Robin	GER	129	16	13	25	25	25	25		
2 WENZEL Thias	GER	97	25	20	16	16	20	-		
3 URLASS Anina	GER	85	20	25	20	20	-	-		
4 VYSKOCIL Adam	CZE	60	9	-	13	9	13	16		
5 NIJLAND Ruben	NED	55	11	11	11	10	4	8		
6 HINKELMANN Danny	GER	54	8	7	10	13	10	6		
7 DURDIS Roman	CZE	53	-	-	6	11	16	20		
8 KORPORAAL Jaylen	NED	45	-	16	-	8	11	10		
9 RUDOLPH Jason	GER	37	4	-	5	6	9	13		
10 EMPRIN Swan	FRA	29	-	9	8	-	3	9		
11 BULTÉ Zenno	BEL	25	10	6	4	4	1	0		
12 PEKKANEN Domi	FIN	24	13	10	-	-	0	1		
13 EILERSEN Anton Rishede	DEN	24	6	-	9	2	7	-		
14 PENNINGAS Casper	NED	24	2	-	7	7	8	-		
15 GÖTTLICH Smilla	GER	17	-	-	1	-	5	11		
16 DEDEA Tudor	GER	17	5	8	2	-	2	0		
17 CECH Viktor	CZE	13	1	4	-	1	0	7		
18 FLIER Levi	NED	13	3	5	-	3	-	2		
19 WOLFF Louis	GER	12	-	1	-	5	6	-		
20 KRZELJ William	FRA	10	7	-	3	-	-	0		
21 DESCHOUWER Junior	BEL	8	-	3	-	-	0	5		
22 MASSON Miro	BEL	4	-	-	-	-	-	4		
23 LUKACS Tamas	HUN	3	-	-	-	-	0	3		
24 DOUMA Douwe	NED	2	-	2	-	-	0	0		

These data/results cannot be reproduced, stored and/or transmitted in whole or in part by any manner of electronic, mechanical, photocopying, recording, broadcasting or otherwise now known or herein after developed without the previous express consent by the copyright owner, except for reproduction in daily press and regular printed publications on sale to the public within 60 days of the event related to those data/results and always provided that copyright symbol appears together as follows below.

© MotoGP Sports Entertainment Group, 2026