

CLASSIFICATION AFTER 14 LAPS = 57.05 KM

GRAND PRIX OF HUNGARY

RACE NR. 1

Pos	Pts	#	Rider	Nation	Team	Motorcycle	Total Time	Km/h	Gap
1	25	11	Robin SIEGERT	GER	Kiefer Racing	HONDA	26'16.149	130.3	
2	20	17	Thias WENZEL	GER	Team NSA	HONDA	26'51.686	127.4	35.537
3	16	7	Roman DURDIS	CZE	FS12 Racing Team	HONDA	26'51.744	127.4	35.595
4	13	79	Adam VYSKOCIL	CZE	AV79 racing team	HONDA	26'51.924	127.4	35.775
5	11	95	Jaylen KORPORAAL	NED	Jaylen Korporaal Racing	HONDA	26'51.984	127.4	35.835
6	10	14	Danny HINKELMANN	GER	Hinkelmann DH 14 Racing	HONDA	26'52.633	127.3	36.484
7	9	93	Jason RUDOLPH	GER	Racingteam Rudolph	HONDA	26'52.788	127.3	36.639
8	8	4	Casper PENNING	NED	MASS SPORTS Racing by JRP Motospor	HONDA	26'55.293	127.3	39.144
9	7	6	Anton Rishede EILERSEN	DEN	ARE Racing	HONDA	26'59.112	126.8	42.963
10	6	10	Louis WOLFF	GER	Kiefer Racing	HONDA	26'59.153	126.8	43.004
11	5	24	Smilla GÖTTLICH	GER	Team Freudenberg - PALIGO Racing	HONDA	27'02.975	126.5	46.826
12	4	88	Ruben NIJLAND	NED	RNLf Racing team	HONDA	27'05.069	126.3	48.920
13	3	96	Swan EMPRIN	FRA	SWAN96	HONDA	27'05.646	126.3	49.497
14	2	78	Tudor DEDEA	GER	Tudor Racing	HONDA	27'10.838	125.9	54.689
15	1	58	Zenno BULTÉ	BEL	Zenno58	HONDA	27'11.309	125.8	55.160
16		2	Viktor CECH	CZE	ZC RACING s.r.o.	HONDA	27'11.407	125.8	55.258
17		5	Tamas LUKACS	HUN	HRLF Promotion	HONDA	27'21.331	125.1	1'05.182
18		72	Junior DESCHOUWER	BEL	Junior Black Knights	HONDA	27'23.839	124.9	1'07.690
19		46	Domi PEKKANEN	FIN	DPR Team	HONDA	27'24.661	124.8	1'08.512
20		41	Douwe DOUMA	NED	Douma Racing	HONDA	27'28.603	124.5	1'12.454
Not classified									
		54	Miro MASSON	BEL	Junior Black Knights	HONDA	9'45.193	125.3	9 laps
		71	William KRZELJ	FRA	KRZ RACING TEAM	HONDA	1'58.762	123.5	13 laps
Not finished first lap									
		33	Levi FLIER	NED	RNLf Racing team	HONDA			
Disqualified									
		21	Anina URLASS	GER	MASS SPORTS Racing by JRP Motospor	HONDA			

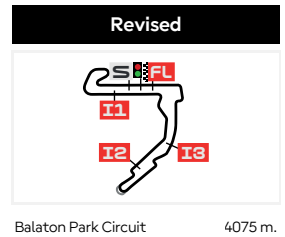
Moto4™ Northern Cup Race Direction sanction, #21 URLASS disqualified for Technical regulations infringement.

The results are provisional until the end of the limit for protest and appeals.

Time limit for protest expires 60' after publication of the results - **Thomas KOCSIK** Time: **18:21**

These data/results cannot be reproduced, stored and/or transmitted in whole or in part by any manner of electronic, mechanical, photocopying, recording, broadcasting or otherwise now known or herein after developed without the previous express consent by the copyright owner, except for reproduction in daily press and regular printed publications on sale to the public within 60 days of the event related to those data/results and always provided that copyright symbol appears together as follows below.

© MotoGP Sports Entertainment Group, 2026



CLASSIFICATION AFTER 14 LAPS = 57.05 KM

GRAND PRIX OF HUNGARY

RACE NR. 1

Pos Pts # Rider Nation Team Motorcycle Total Time Km/h Gap

Race condition: **Dry**
 Air: 25°
 Humidity: 41%
 Ground: 39°

Pole Position:				
Fastest Lap (New record):		Lap 7	Robin SIEGERT	1'51.744 131.2 Km/h

16:00'00
 16:06'11
16:10'04
16:12'50
 16:13'23 Levi FLIER
16:14'00 -
 16:16'37 William KRZELJ
16:21'22 **Swan EMPRIN**
 16:23'46 Miro MASSON
16:26'18 **Swan EMPRIN**
16:36'03 **Tudor DEDEA**
 16:38'18 Anina URLASS
16:40'36 **Casper PENNING**S

SIGHTING LAP START
 All bikes on grid
WARM UP LAP START
RACE START
 crashed out - Rider OK
No jump starts
 crashed out - Rider OK
long lap penalty - Shortcut at T10
 crashed out - Rider OK
long lap penalty - COMPLETE
track limits warning
 crashed out - Rider OK
3 seconds penalty due to shortcut at T10

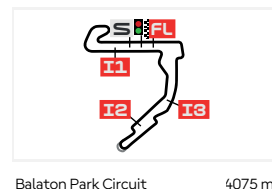
Moto4™ Northern Cup Race Direction sanction, #21 URLASS disqualified for Technical regulations infringement.

The results are provisional until the end of the limit for protest and appeals.
 Time limit for protest expires 60' after publication of the results - **Thomas KOCSIK** Time: **18:21**
 These data/results cannot be reproduced, stored and/or transmitted in whole or in part by any manner of electronic, mechanical, photocopying, recording, broadcasting or otherwise now known or herein after developed without the previous express consent by the copyright owner, except for reproduction in daily press and regular printed publications on sale to the public within 60 days of the event related to those data/results and always provided that copyright symbol appears together as follows below.
 © MotoGP Sports Entertainment Group, 2026

TOP SPEED & AVERAGE

GRAND PRIX OF HUNGARY

RACE NR. 1



#	Rider	Nation	Motorcycle	Top 5 speeds					Average	Top
7	Roman DURDIS	CZE	HONDA	194.2	191.8	190.1	189.8	189.4	191.1	194.2
95	Jaylen KORPORAAL	NED	HONDA	193.5	192.8	190.8	189.8	188.8	191.1	193.5
17	Thias WENZEL	GER	HONDA	191.1	187.8	187.5	186.2	186.2	187.8	191.1
10	Louis WOLFF	GER	HONDA	190.1	190.1	186.8	185.5	185.2	187.5	190.1
72	Junior DESCHOUWER	BEL	HONDA	189.8	185.8	185.5	185.2	184.9	186.0	189.8
4	Casper PENNING	NED	HONDA	189.4	189.1	187.1	186.8	185.8	187.1	189.4
11	Robin SIEGERT	GER	HONDA	189.4	188.8	188.4	188.4	188.1	188.6	189.4
79	Adam VYSKOCIL	CZE	HONDA	189.4	189.4	187.5	186.8	185.8	187.5	189.4
96	Swan EMPRIN	FRA	HONDA	188.8	185.8	185.5	185.2	184.6	186.0	188.8
14	Danny HINKELMANN	GER	HONDA	188.4	188.1	188.1	187.8	187.8	188.0	188.4
54	Miro MASSON	BEL	HONDA	188.4	186.5	184.6	184.3	183.3	185.4	188.4
24	Smilla GÖTTLICH	GER	HONDA	188.1	187.8	187.5	186.5	185.8	187.1	188.1
58	Zenno BULTÉ	BEL	HONDA	188.1	186.8	183.0	182.7	182.4	184.6	188.1
2	Viktor CECH	CZE	HONDA	187.8	187.8	187.5	186.5	186.5	187.2	187.8
93	Jason RUDOLPH	GER	HONDA	186.8	185.8	185.2	185.2	185.2	185.6	186.8
41	Douwe DOUMA	NED	HONDA	186.5	184.3	184.3	183.9	183.9	184.5	186.5
78	Tudor DEDEA	GER	HONDA	186.5	185.8	185.8	184.9	184.9	185.6	186.5
6	Anton Rishede EILERSEN	DEN	HONDA	185.5	185.2	184.6	184.3	183.6	184.6	185.5
21	Anina URLASS	GER	HONDA	185.5	185.2	185.2	184.9	184.9	185.1	185.5
5	Tamas LUKACS	HUN	HONDA	185.2	184.6	184.6	183.9	182.7	184.2	185.2
88	Ruben NIJLAND	NED	HONDA	185.2	184.9	184.9	184.9	183.0	184.6	185.2
71	William KRZELJ	FRA	HONDA	182.7	88.8				135.8	182.7
46	Domi PEKKANEN	FIN	HONDA	181.8	180.9	180.9	180.9	180.6	180.9	181.8
33	Levi FLIER	NED	HONDA							105.0

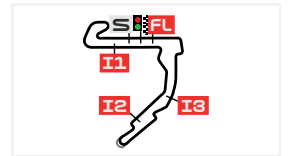
These data/results cannot be reproduced, stored and/or transmitted in whole or in part by any manner of electronic, mechanical, photocopying, recording, broadcasting or otherwise now known or herein after developed without the previous express consent by the copyright owner, except for reproduction in daily press and regular printed publications on sale to the public within 60 days of the event related to those data/results and always provided that copyright symbol appears together as follows below.

© MotoGP Sports Entertainment Group, 2026

FASTEST LAPS SEQUENCE

GRAND PRIX OF HUNGARY

RACE NR. 1



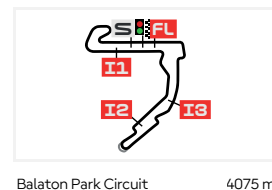
Balaton Park Circuit

4075 m.

Lap	Race Time	#	Rider	Nation	Motorcycle	Time	Km/h	Riders's Lap
2	3'49.191	21	Anina URLASS	GER	HONDA	1'52.622	130.2	2
3	5'41.413	21	Anina URLASS	GER	HONDA	1'52.222	130.7	3
5	9'26.000	21	Anina URLASS	GER	HONDA	1'52.048	130.9	5
6	11'17.967	21	Anina URLASS	GER	HONDA	1'51.967	131.0	6
7	13'10.588	11	Robin SIEGERT	GER	HONDA	1'51.744	131.2	7

These data/results cannot be reproduced, stored and/or transmitted in whole or in part by any manner of electronic, mechanical, photocopying, recording, broadcasting or otherwise now known or herein after developed without the previous express consent by the copyright owner, except for reproduction in daily press and regular printed publications on sale to the public within 60 days of the event related to those data/results and always provided that copyright symbol appears together as follows below.

© MotoGP Sports Entertainment Group, 2026



CHRONOLOGICAL ANALYSIS OF PERFORMANCES

GRAND PRIX OF HUNGARY

RACE NR. 1

* Lap / Sector time cancelled
P Crossing the finish line in pit lane

T1 Time from finish line to 1st intermediate
T2 Time from 1st intermed. to 2nd intermed.

T3 Time from 2nd intermed. to 3rd intermed.
T4 Time from 3rd intermediate to finish line

Lap	Lap Time	T1	T2	T3	T4	Speed	Lap	Lap Time	T1	T2	T3	T4	Speed				
1st	11	Robin SIEGERT					Kiefer Racing	GER	8	1'55.146	34.576	27.654	31.120	21.796	184.9		
		Runs=1	Total laps=14	Full laps=13	Valid laps=11			9	1'55.035	34.618	27.298	31.196	21.923	187.8			
1	1'56.688	37.909	26.770	30.657	21.352	65.2	10	1'55.385	34.742	27.975	31.060	21.608	184.9				
2	1'52.893	33.986	26.705	30.629	21.573	186.8	11	1'54.556	34.248	27.078	31.532	21.698	190.1				
3	1'52.231	33.963	26.350	30.463	21.455	185.5	12	1'54.918	34.512	27.527	31.189	21.690	189.8				
4	1'52.343	33.798	26.584	30.611	21.350	188.1	13	1'54.823	34.500	27.042	31.492	21.789	189.4				
5	1'52.245	33.818	26.474	30.575	21.378	189.4	14	1'54.454	34.264	27.125	31.112	21.953	191.8				
6	1'52.444 *	33.858	26.471	30.707 *	21.408	187.8											
7	1'51.744	33.719	26.359	30.384	21.282	185.8											
8	1'51.883 *	33.753 *	26.371	30.485	21.274	187.8											
9	1'52.080	33.814	26.312	30.549	21.405	188.4											
10	1'51.962	33.755	26.434	30.426	21.347	187.5											
11	1'52.490	33.685	26.653	30.658	21.494	187.1											
12	1'52.570	33.730	26.675	30.579	21.586	188.4											
13	1'52.013	33.633	26.368	30.533	21.479	187.8											
14	1'52.563	33.763	26.467	30.671	21.662	188.8											
2nd	17	Thias WENZEL					Team NSA	GER	4th	79	Adam VYSKOCIL					AV79 racing team	CZE
		Runs=1	Total laps=14	Full laps=13	Valid laps=13					Runs=1	Total laps=14	Full laps=13	Valid laps=12				
1	1'59.249	38.635	27.550	31.073	21.991	90.0	1	1'59.131	38.377	27.626	31.325	21.803	76.2				
2	1'54.348	34.048	27.068	31.308	21.924	191.1	2	1'55.799	34.504	27.246	32.265	21.784	185.8				
3	1'54.127	34.311	27.061	30.940	21.815	183.3	3	1'55.478	34.317	27.669	31.610	21.882	189.4				
4	1'54.279	34.246	27.033	31.138	21.862	186.2	4	1'54.643	34.551	27.100	31.215	21.777	185.8				
5	1'54.988	34.517	27.566	31.028	21.877	182.7	5	1'55.007	34.701	27.151	31.265	21.890	183.3				
6	1'54.970	34.405	27.526	31.077	21.962	180.9	6	1'54.745	34.612	26.996	31.120	22.017	183.3				
7	1'55.538	34.778	27.344	31.447	21.969	182.7	7	1'54.771	34.640	27.018	31.359	21.754	182.4				
8	1'54.934	34.850	27.181	31.040	21.863	183.3	8	1'53.957	34.346	26.770	31.035	21.806	183.6				
9	1'55.421	34.515	27.640	31.542	21.724	182.7	9	1'54.677	34.467	26.966	31.550	21.694	184.9				
10	1'54.974	34.565	27.737	30.918	21.754	187.5	10	1'55.035	34.464	27.808	31.169	21.594	189.4				
11	1'55.002	34.475	27.112	31.793	21.622	185.8	11	1'54.094	34.167	26.868	31.282	21.777	186.8				
12	1'54.464	34.463	27.189	31.151	21.661	187.8	12	1'54.896	34.823	27.185	31.052	21.836	179.7				
13	1'54.855	34.271	27.181	31.582	21.821	184.9	13	1'55.290 *	34.798	27.142 *	31.532	21.818	176.7				
14	1'54.537	34.195	27.233	31.284	21.825	186.2	14	1'54.401	34.125	27.113	31.261	21.902	187.5				
3rd	7	Roman DURDIS					FS12 Racing Team	CZE	5th	95	Jaylen KORPORAAL					Jaylen Korporaal Racing	NED
		Runs=1	Total laps=14	Full laps=13	Valid laps=13					Runs=1	Total laps=14	Full laps=13	Valid laps=12				
1	1'59.350	38.846	27.439	31.217	21.848	72.5	1	2'01.519	39.979	28.262	31.326	21.952	82.6				
2	1'55.251	34.337	27.134	31.976	21.804	194.2	2	1'56.286	34.734	27.688	31.756	22.108	193.5				
3	1'54.298	34.427	27.032	30.994	21.845	187.1	3	1'55.467	34.773	27.143	31.651	21.900	183.3				
4	1'54.056	34.413	26.971	30.869	21.803	185.8	4	1'55.260	34.601	27.171	31.457	22.031	192.8				
5	1'54.124	34.240	27.032	31.104	21.748	186.2	5	1'54.860	34.372	27.259	31.405	21.824	190.8				
6	1'54.835	34.295	27.329	31.197	22.014	187.5	6	1'54.198	34.207	27.073	31.144	21.774	189.8				
7	1'55.513	34.906	27.215	31.425	21.967	184.6	7	1'54.124	34.255	26.630	31.263	21.976	188.1				
							8	1'54.472	34.429	27.002	31.123	21.918	186.8				
							9	1'54.778	34.164	27.524	31.186	21.904	185.2				
							10	1'54.235 *	34.321	27.022	31.145	21.747 *	186.8				
							11	1'54.027	34.375	26.932	30.935	21.785	187.1				
							12	1'54.128	34.150	26.952	31.262	21.764	188.8				
							13	1'54.454	34.258	26.849	31.540	21.807	187.8				
							14	1'54.176	34.572	26.746	31.195	21.663	188.1				

Fastest Lap: Robin SIEGERT	GER	Kiefer Racing	1'51.744	33.719	26.359	30.384	21.282
-----------------------------------	-----	---------------	-----------------	--------	--------	--------	--------

These data/results cannot be reproduced, stored and/or transmitted in whole or in part by any manner of electronic, mechanical, photocopying, recording, broadcasting or otherwise now known or herein after developed without the previous express consent by the copyright owner, except for reproduction in daily press and regular printed publications on sale to the public within 60 days of the event related to those data/results and always provided that copyright symbol appears together as follows below.

© MotoGP Sports Entertainment Group, 2026

Race Nr. 1

M4N™

Lap	Lap Time	T1	T2	T3	T4	Speed
6th	14	Danny HINKELMANN		Hinkelmann DH 14 Raci		GER
		Runs=1	Total laps=14	Full laps=13	Valid laps=10	
1	2'00.017	39.638	27.035	31.529	21.815	83.4
2	1'54.789	34.250	26.793	31.978	21.768	186.8
3	1'54.420	34.336	27.137	31.299	21.648	188.4
4	1'54.024	34.299	26.888	31.211	21.626	185.2
5	1'54.376	34.161	26.964	31.527	21.724	186.5
6	1'54.779	34.241	27.347	31.368	21.823	188.1
7	1'55.354 *	34.445	27.366 *	31.742	21.801	186.5
8	1'54.914	34.590	27.422	31.119	21.783	187.8
9	1'55.372	34.679	27.332	31.667	21.694	186.8
10	1'56.696 *	34.455	27.322	33.027 *	21.892 *	188.1
11	1'53.843	34.228	26.955	31.043	21.617	184.9
12	1'55.783 *	34.242	27.053	32.729 *	21.759	187.8
13	1'54.041	34.153	26.949	30.961	21.978	185.2
14	1'54.225	34.269	26.956	31.312	21.688	181.2

Lap	Lap Time	T1	T2	T3	T4	Speed
7th	93	Jason RUDOLPH		Racingteam Rudolph		GER
		Runs=1	Total laps=14	Full laps=13	Valid laps=12	
1	2'00.692	39.471	27.818	31.421	21.982	90.6
2	1'54.900	34.476	27.103	31.283	22.038	185.8
3	1'55.002 *	34.456	27.171	31.375 *	22.000	185.2
4	1'55.011	34.675	27.079	31.310	21.947	186.8
5	1'54.856	34.612	27.107	31.094	22.043	182.7
6	1'54.593	34.615	26.939	31.125	21.914	183.0
7	1'54.864	34.493	27.047	31.382	21.942	184.3
8	1'54.334	34.405	27.039	30.902	21.988	184.3
9	1'54.389	34.421	27.112	31.032	21.824	184.6
10	1'54.937	34.388	27.614	31.193	21.742	185.2
11	1'54.637	34.384	26.921	31.489	21.843	185.2
12	1'55.412	34.418	27.471	31.405	22.118	185.2
13	1'55.040	34.491	27.068	31.104	22.377	183.3
14	1'54.121	34.432	26.976	31.030	21.683	183.0

Lap	Lap Time	T1	T2	T3	T4	Speed
8th	4	Casper PENNINGS		MASS SPORTS Racing b		NED
		Runs=1	Total laps=14	Full laps=13	Valid laps=12	
1	1'57.902	37.992	27.113	31.015	21.782	68.3
2	1'54.713	34.491	27.169	31.141	21.912	185.8
3	1'54.919	34.615	27.133	31.156	22.015	184.6
4	1'54.625	34.399	27.257	31.194	21.775	183.6
5	1'55.305	34.452	27.630	31.415	21.808	186.8
6	1'54.618	34.244	27.345	31.115	21.914	185.2
7	1'55.461	34.905	27.314	31.363	21.879	185.8
8	1'55.247	34.579	27.762	31.199	21.707	183.9
9	1'54.926	34.337	27.439	31.201	21.949	189.4
10	1'54.834	34.599	27.339	30.984	21.912	185.8
11	1'55.065	34.451	27.231	31.766	21.617	183.3
12	1'54.992	34.609	27.487	31.176	21.720	187.1
13	1'54.466	34.262	26.964	31.373	21.867	189.1
14	1'55.220 *	35.116	26.820	31.573 *	21.711	175.0

Lap	Lap Time	T1	T2	T3	T4	Speed
9th	6	Anton Rishede EILERSE		ARE Racing		DEN
		Runs=1	Total laps=14	Full laps=13	Valid laps=12	
1	2'00.370	39.474	27.498	31.571	21.827	99.3
2	1'54.967	34.376	27.014	31.454	22.123	182.7

Lap	Lap Time	T1	T2	T3	T4	Speed
3	1'54.740	34.408	26.977	31.456	21.899	184.3
4	1'56.748 *	34.666	27.381	32.565 *	22.136	183.6
5	1'55.007	34.629	27.300	31.208	21.870	185.5
6	1'55.018	34.594	27.184	31.349	21.891	185.2
7	1'55.121	34.558	27.136	31.532	21.895	183.0
8	1'55.002	34.392	27.266	31.412	21.932	184.6
9	1'55.125	34.462	27.263	31.413	21.987	181.8
10	1'55.260	34.455	27.371	31.394	22.040	182.4
11	1'55.228	34.516	27.220	31.501	21.991	181.5
12	1'55.298	34.609	27.263	31.393	22.033	182.4
13	1'55.143	34.508	27.292	31.396	21.947	182.1
14	1'56.085	34.878	27.435	31.746	22.026	181.8

Lap	Lap Time	T1	T2	T3	T4	Speed
10th	10	Louis WOLFF		Kiefer Racing		GER
		Runs=1	Total laps=14	Full laps=13	Valid laps=12	
1	2'00.818	39.199	27.419	32.439	21.761	95.4
2	1'55.095	34.452	27.274	31.464	21.905	190.1
3	1'54.808	34.352	27.340	31.366	21.750	186.8
4	1'55.663	34.691	27.185	31.765	22.022	190.1
5	1'55.189	34.767	27.208	31.319	21.895	184.3
6	1'54.440	34.382	26.966	31.342	21.750	185.2
7	1'55.386	34.344	27.553	31.496	21.993	185.5
8	1'56.120	34.638	27.937	31.518	22.027	182.7
9	1'56.026	34.595	27.811	31.605	22.015	183.6
10	1'55.032	34.435	27.270	31.476	21.851	182.4
11	1'54.606	34.398	27.050	31.360	21.798	182.7
12	1'54.989 *	34.598 *	27.156	31.260	21.975	183.3
13	1'54.991	34.516	27.181	31.460	21.834	184.3
14	1'55.990	34.619	27.515	31.636	22.220	182.7

Lap	Lap Time	T1	T2	T3	T4	Speed
11th	24	Smilla GÖTTLICH		Team Freudenberq - P		GER
		Runs=1	Total laps=14	Full laps=13	Valid laps=11	
1	2'01.325	39.779	28.150	31.474	21.922	103.3
2	1'56.227	35.047	27.351	31.504	22.325	187.5
3	1'55.518	34.578	27.464	31.567	21.909	188.1
4	1'55.318	34.548	27.265	31.416	22.089	186.5
5	1'54.968	34.462	27.211	31.276	22.019	185.8
6	1'54.954	34.671	27.073	31.265	21.945	187.8
7	1'55.221 *	34.515	27.236 *	31.421	22.049	184.9
8	1'56.137	34.956	27.196	31.891	22.094	183.6
9	1'55.902 *	34.559	27.718 *	31.515	22.110	183.0
10	1'55.462	34.492	27.391	31.425	22.154	183.0
11	1'55.588	34.509	27.448	31.584	22.047	182.4
12	1'55.348	34.456	27.357	31.243	22.292	184.3
13	1'55.297	34.618	27.207	31.446	22.026	182.4
14	1'55.710	34.655	27.324	31.491	22.240	181.8

Lap	Lap Time	T1	T2	T3	T4	Speed
12th	88	Ruben NIJLAND		RNLF Racing team		NED
		Runs=1	Total laps=14	Full laps=13	Valid laps=13	
1	2'01.995	40.220	28.144	31.672	21.959	96.6
2	1'55.430	34.573	27.313	31.587	21.957	184.9
3	1'55.414	34.620	27.421	31.419	21.954	181.2
4	1'55.335	34.552	27.292	31.338	22.153	181.2
5	1'55.070	34.479	27.228	31.362	22.001	181.5
6	1'56.042	34.720	27.567	31.675	22.080	185.2

Fastest Lap: Robin SIEGERT GER Kiefer Racing **1'51.744** 33.719 26.359 30.384 21.282

These data/results cannot be reproduced, stored and/or transmitted in whole or in part by any manner of electronic, mechanical, photocopying, recording, broadcasting or otherwise now known or herein after developed without the previous express consent by the copyright owner, except for reproduction in daily press and regular printed publications on sale to the public within 60 days of the event related to those data/results and always provided that copyright symbol appears together as follows below.

© MotoGP Sports Entertainment Group, 2026

Race Nr. 1

M4N™

Lap	Lap Time	T1	T2	T3	T4	Speed	Lap	Lap Time	T1	T2	T3	T4	Speed
7	1'55.566	34.585	27.224	31.630	22.127	183.0	11	1'56.309	34.729	27.319	32.120	22.141	181.8
8	1'55.541	34.601	27.220	31.668	22.052	184.9	12	1'56.315	34.750	27.378	31.949	22.238	181.8
9	1'55.765	34.564	27.661	31.604	21.936	182.4	13	1'55.932	34.554	27.618	31.654	22.106	181.5
10	1'55.463	34.468	27.310	31.666	22.019	184.9	14	1'56.076	34.793	27.518	31.631	22.134	181.8
11	1'54.948	34.450	26.970	31.450	22.078	182.7	16th 2 Viktor CECH ZC RACING s.r.o. CZE						
12	1'55.764	34.768	27.289	31.541	22.166	178.2	Runs=1	Total laps=14	Full laps=13	Valid laps=13			
13	1'55.797	34.659	27.473	31.404	22.261	182.7	1	2'02.907	40.777	27.997	31.760	22.373	103.8
14	1'56.939	34.843	27.555	32.086	22.455	179.7	2	1'55.871	34.570	27.520	31.775	22.006	187.8
13th 96 Swan EMPRIN SWAN96 FRA							3	1'56.527	35.721	27.279	31.422	22.105	186.5
Runs=1	Total laps=14	Full laps=13	Valid laps=11				4	1'54.862	34.270	27.085	31.418	22.089	187.5
1	1'58.705	38.154	27.399	31.018	22.134	78.9	5	1'55.168	34.496	27.086	31.542	22.044	184.9
2	1'55.435	34.450	27.207	31.636	22.142	183.6	6	1'55.766	34.496	27.265	31.848	22.157	187.8
3	1'55.878 *	34.728	27.316	31.719 *	22.115	182.7	7	1'57.452	34.968	28.115	31.973	22.396	182.1
4	1'55.905	34.785	27.577	31.589	21.954	183.0	8	1'56.783	35.114	27.555	31.842	22.272	180.9
5	1'54.932	34.720	27.227	31.065	21.920	185.5	9	1'56.356	34.843	27.758	31.608	22.147	183.9
6	1'54.771	34.529	27.117	31.133	21.992	184.6	10	1'56.429	34.889	27.698	31.710	22.132	184.3
7	1'59.023	34.609	27.831	34.376	22.207	183.9	11	1'55.968	34.845	27.483	31.508	22.132	183.3
8	1'56.025	34.958	27.427	31.457	22.183	182.7	12	1'55.635	34.722	27.348	31.419	22.146	183.9
9	1'55.613	34.609	27.696	31.408	21.900	185.8	13	1'55.765	34.662	27.380	31.631	22.092	185.5
10	1'56.374 *	34.733 *	27.248	32.228 *	22.165	188.8	14	1'55.918	34.872	27.479	31.553	22.014	186.5
11	1'55.984	34.551	27.633	31.710	22.090	185.2	17th 5 Tamas LUKACS HRLF Promotion HUN						
12	1'55.897	34.810	27.449	31.501	22.137	181.8	Runs=1	Total laps=14	Full laps=13	Valid laps=12			
13	1'55.650	34.597	27.601	31.362	22.090	182.4	1	2'03.559	41.075	27.932	32.258	22.294	107.3
14	1'55.454	34.656	27.434	31.376	21.988	181.2	2	2'05.520	40.222	30.905	32.114	22.279	185.2
14th 78 Tudor DEDEA Tudor Racing GER							3	1'56.490	35.019	27.493	31.795	22.183	181.2
Runs=1	Total laps=14	Full laps=13	Valid laps=10				4	1'56.256 *	34.947	27.400	31.727 *	22.182	181.5
1	2'01.137	39.854	27.585	31.767	21.931	99.1	5	1'56.431	35.053	27.500	31.796	22.082	181.5
2	1'55.346	34.575	27.321	31.443	22.007	185.8	6	1'56.184	34.910	27.425	31.759	22.090	181.8
3	1'55.048	34.532	27.326	31.241	21.949	183.6	7	1'55.614	34.781	27.249	31.486	22.098	182.7
4	1'55.150 *	34.510	27.160	31.606 *	21.874	183.3	8	1'56.159	34.711	27.550	31.754	22.144	184.6
5	1'56.167	35.174	27.436	31.497	22.060	185.8	9	1'55.912	34.861	27.510	31.415	22.126	184.6
6	1'55.892	34.763	27.170	31.997	21.962	183.6	10	1'55.856	34.917	27.401	31.443	22.095	183.9
7	1'55.037	34.486	27.210	31.409	21.932	183.3	11	1'55.598	34.808	27.366	31.453	21.971	181.2
8	1'56.035	34.779	27.089	31.952	22.215	184.6	12	1'55.961	34.973	27.298	31.548	22.142	181.2
9	1'55.964	34.895	27.526	31.507	22.036	184.9	13	1'55.672	34.657	27.402	31.534	22.079	182.4
10	1'56.627	34.527	27.356	32.519	22.225	184.9	14	1'56.119	34.875	27.324	31.721	22.199	181.8
11	1'56.363 *	34.609	27.701	31.752	22.301 *	182.7	18th 72 Junior DESCHOUWER Junior Black Knights BEL						
12	1'57.891 *	34.639	28.773 *	32.181	22.298 *	186.5	Runs=1	Total laps=14	Full laps=13	Valid laps=12			
13	1'57.174	35.138	27.572	32.065	22.399	180.9	1	2'03.755	40.634	28.248	32.285	22.588	109.3
14	1'57.007	35.058	27.869	31.885	22.195	180.0	2	1'57.025	35.044	27.773	31.801	22.407	189.8
15th 58 Zenno BULTÉ Zenno58 BEL							3	1'56.812	35.030	27.543	31.933	22.306	185.5
Runs=1	Total laps=14	Full laps=13	Valid laps=11				4	1'56.703	35.077	27.628	31.652	22.346	185.8
1	2'02.659	41.266	27.633	31.818	21.942	108.8	5	1'56.518	35.218	27.440	31.644	22.216	183.9
2	1'55.770 *	34.599 *	27.292	31.682	22.197	186.8	6	1'57.204	35.050	27.927	31.906	22.321	183.9
3	1'56.745	35.706	27.412	31.445	22.182	188.1	7	1'57.280	35.024	27.740	32.365	22.151	184.6
4	1'55.621	34.736	27.262	31.626	21.997	182.1	8	1'59.764 *	34.948	27.750	34.276 *	22.790	183.9
5	1'55.555	34.592	27.210	31.567	22.186	182.7	9	1'56.882	34.921	28.047	31.468	22.446	183.9
6	1'55.569	34.725	27.204	31.648	21.992	181.5	10	1'56.920	35.169	27.575	31.969	22.207	183.0
7	1'55.871 *	34.604 *	27.471	31.711	22.085	183.0	11	1'55.945	34.874	27.260	31.592	22.219	184.9
8	1'56.237	35.057	27.424	31.565	22.191	181.8	12	1'56.036	34.968	27.464	31.385	22.219	184.9
9	1'56.030	34.749	27.633	31.586	22.062	182.1	13	1'56.594	34.948	28.040	31.388	22.218	185.2
10	1'56.620	34.672	27.477	32.322	22.149	182.4	14	1'56.401	35.015	27.504	31.590	22.292	182.4
Fastest Lap: Robin SIEGERT GER Kiefer Racing 1'51.744 33.719 26.359 30.384 21.282													

These data/results cannot be reproduced, stored and/or transmitted in whole or in part by any manner of electronic, mechanical, photocopying, recording, broadcasting or otherwise now known or herein after developed without the previous express consent by the copyright owner, except for reproduction in daily press and regular printed publications on sale to the public within 60 days of the event related to those data/results and always provided that copyright symbol appears together as follows below.

© MotoGP Sports Entertainment Group, 2026

Race Nr. 1

M4N™

Lap	Lap Time	T1	T2	T3	T4	Speed
19th	46	Domi PEKKANEN		DPR Team		FIN
		Runs=1	Total laps=14	Full laps=13	Valid laps=12	
1	2'04.821	41.729	28.050	32.318	22.724	111.8
2	1'57.351	35.375	27.547	31.916	22.513	180.6
3	1'57.469	35.065	27.729	32.077	22.598	181.8
4	1'56.785	34.906	27.574	31.868	22.437	180.6
5	1'57.269	34.941	27.744	31.957	22.627	180.3
6	1'57.260	35.028	27.846	31.908	22.478	177.9
7	1'57.582	35.255	27.782	31.865	22.680	177.0
8	1'57.342	35.362	27.794	31.575	22.611	177.6
9	1'56.676	35.318	27.596	31.527	22.235	179.4
10	1'56.719	34.702	27.618	31.728	22.671	180.9
11	1'55.937	34.584	27.259	31.819	22.275	180.3
12	1'56.171	34.761	27.672	31.395	22.343	180.9
13	1'56.617 *	34.697	27.940	31.695 *	22.285	180.9
14	1'56.662	34.994	27.662	31.584	22.422	180.6

Lap	Lap Time	T1	T2	T3	T4	Speed
20th	41	Douwe DOUMA		Douma Racing		NED
		Runs=1	Total laps=14	Full laps=13	Valid laps=11	
1	2'04.121	41.589	28.009	32.121	22.402	111.6
2	1'57.687	35.206	27.492	32.447	22.542	186.5
3	1'57.251	35.250	27.661	31.980	22.360	183.9
4	1'57.020	35.015	27.561	31.934	22.510	183.3
5	1'58.100 *	35.164	27.507	32.988 *	22.441	183.0
6	1'57.462	35.181	27.794	31.984	22.503	183.6
7	1'57.397	35.056	27.661	32.089	22.591	183.0
8	1'58.201	35.214	28.022	32.397	22.568	183.9
9	1'57.167	35.002	27.718	32.069	22.378	184.3
10	1'56.889	35.023	27.417	32.088	22.361	183.9
11	1'56.312	34.728	27.327	31.783	22.474	184.3
12	1'56.818	34.982	27.380	31.913	22.543	183.3
13	1'57.114	35.284	27.593	31.678	22.559	183.6
14	1'57.064 *	35.068	27.547	31.858	22.591 *	182.7

Lap	Lap Time	T1	T2	T3	T4	Speed
21st	21	Anina URLASS		MASS SPORTS Racing b		GER
		Runs=1	Total laps=13	Full laps=12	Valid laps=12	
1	1'56.569	37.438	27.016	30.649	21.466	61.7
2	1'52.622	33.873	26.758	30.593	21.398	184.9
3	1'52.222	33.655	26.587	30.524	21.456	184.3
4	1'52.539	33.878	26.719	30.594	21.348	183.6
5	1'52.048	33.658	26.634	30.420	21.336	184.9
6	1'51.967	33.715	26.511	30.379	21.362	184.6
7	1'52.137	33.596	26.631	30.498	21.412	184.3
8	1'52.104	33.609	26.561	30.492	21.442	184.6
9	1'51.972	33.590	26.507	30.447	21.428	185.2
10	1'52.069	33.647	26.675	30.412	21.335	185.2
11	1'52.554	33.770	26.653	30.691	21.440	185.5
12	1'52.339	33.757	26.670	30.548	21.364	184.6
13	1'52.296	33.721	26.564	30.492	21.519	184.9
	unfinished	33.858	26.506			184.9

Lap	Lap Time	T1	T2	T3	T4	Speed
22nd	54	Miro MASSON		Junior Black Knights		BEL
		Runs=1	Total laps=5	Full laps=4	Valid laps=4	
1	2'02.311	40.346	28.149	31.801	22.015	112.6

Lap	Lap Time	T1	T2	T3	T4	Speed
2	1'56.027	34.529	27.320	31.761	22.417	188.4
3	1'55.612	34.584	27.371	31.506	22.151	186.5
4	1'55.615	34.661	27.405	31.441	22.108	184.6
5	1'55.628	34.559	27.422	31.377	22.270	184.3
	unfinished	34.348	27.477			183.3

Lap	Lap Time	T1	T2	T3	T4	Speed
23rd	71	William KRZELJ		KRZ RACING TEAM		FRA
		Runs=1	Total laps=1	Full laps=0	Valid laps=0	
1	1'58.762	38.278	27.588	31.010	21.886	88.8
	unfinished	34.507	27.212			182.7

Fastest Lap: Robin SIEGERT GER Kiefer Racing **1'51.744** 33.719 26.359 30.384 21.282

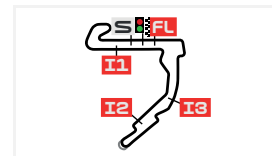
These data/results cannot be reproduced, stored and/or transmitted in whole or in part by any manner of electronic, mechanical, photocopying, recording, broadcasting or otherwise now known or herein after developed without the previous express consent by the copyright owner, except for reproduction in daily press and regular printed publications on sale to the public within 60 days of the event related to those data/results and always provided that copyright symbol appears together as follows below.

© MotoGP Sports Entertainment Group, 2026

OFFICIAL STARTING GRID

GRAND PRIX OF HUNGARY

RACE : 14 LAPS = 57.05 KM



Balaton Park Circuit

4,423 m.

1	1 1'52.388 21 Anina URLASS Honda	2	2 1'53.411 11 Robin SIEGERT Honda	3	3 1'54.098 4 Casper PENNING Honda
2	4 1'54.189 7 Roman DURDIS Honda	5	5 1'54.240 79 Adam VYSKOCIL Honda	6	6 1'54.666 96 Swan EMPRI Honda
3	7 1'54.738 95 Jaylen KORPORAAL Honda	8	8 1'54.780 14 Danny HINKELMANN Honda	9	9 1'54.814 71 William KRZELJ Honda
4	10 1'54.923 17 Thias WENZEL Honda	11	11 1'54.959 93 Jason RUDOLPH Honda	12	12 1'55.141 10 Louis WOLFF Honda
5	13 1'55.333 88 Ruben NIJLAND Honda	14	14 1'55.485 6 Anton Rishede EILERSEN Honda	15	15 1'55.529 78 Tudor DEDEA Honda
6	16 1'55.713 24 Smilla GÖTTLICH Honda	17	17 1'55.816 2 Viktor CECH Honda	18	18 1'56.139 33 Levi FLIER Honda
7	19 1'56.288 72 Junior DESCHOUWER Honda	20	20 1'56.472 5 Tamas LUKACS Honda	21	21 1'56.626 58 Zenno BULTÉ Honda

The results are provisional until the end of the limit for protest and appeals.

Time limit for protest expires 60' after publication of the results - **Thomas KOCSIK** Time: **18:41**

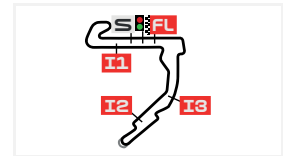
These data/results cannot be reproduced, stored and/or transmitted in whole or in part by any manner of electronic, mechanical, photocopying, recording, broadcasting or otherwise now known or herein after developed without the previous express consent by the copyright owner, except for reproduction in daily press and regular printed publications on sale to the public within 60 days of the event related to those data/results and always provided that copyright symbol appears together as follows below.

© MotoGP Sports Entertainment Group, 2026

OFFICIAL STARTING GRID

GRAND PRIX OF HUNGARY

RACE : 14 LAPS = 57.05 KM



Balaton Park Circuit

4,423 m.

8

22
1'57.459
54 Miro MASSON
Honda

23
1'57.663
41 Douwe DOUMNA
Honda

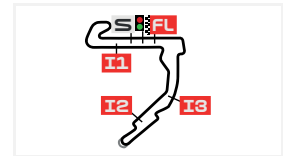
24
46 Domi PEKKANEN
Honda

The results are provisional until the end of the limit for protest and appeals.

Time limit for protest expires 60' after publication of the results - **Thomas KOCSIK** Time: **18:41**

These data/results cannot be reproduced, stored and/or transmitted in whole or in part by any manner of electronic, mechanical, photocopying, recording, broadcasting or otherwise now known or herein after developed without the previous express consent by the copyright owner, except for reproduction in daily press and regular printed publications on sale to the public within 60 days of the event related to those data/results and always provided that copyright symbol appears together as follows below.

© MotoGP Sports Entertainment Group, 2026



Balaton Park Circuit

4075 m.

LAP CHART

GRAND PRIX OF HUNGARY

RACE NR. 1

Pos	1	2	3	4	5	6	7	8	9	10	11	12	13	14	15	16	17	18	19	20	21	22	23	24
Grid	21	11	4	7	79	96	95	14	71	17	93	10	88	6	78	24	2	33	72	5	58	54	41	46
	1	21	11	4	96	71	79	17	7	14	6	93	10	78	24	95	88	54	58	2	5	72	41	46
	2	21	11	4	17	96	7	14	79	6	93	10	78	88	24	95	54	58	2	72	41	46	5	
	3	21	11	4	17	7	14	96	6	79	93	10	78	88	24	95	54	58	2	72	41	46	5	
	4	21	11	17	4	7	14	79	93	96	10	78	6	88	24	95	54	2	58	72	41	46	5	
	5	21	11	17	7	4	14	79	93	96	10	6	78	88	24	95	54	2	58	72	46	41	5	
	6	21	11	7	17	4	14	79	93	96	10	6	95	24	78	88	2	58	72	46	41	5		
	7	21	11	7	17	4	14	79	93	10	95	6	24	78	96	88	58	2	72	46	41	5		
	8	21	11	17	7	14	4	79	93	95	6	10	24	78	88	96	58	2	72	46	5	41		
	9	21	11	7	4	17	14	79	93	95	6	10	24	78	88	96	58	2	72	5	46	41		
	10	21	11	4	17	7	79	93	14	95	6	10	24	88	78	96	58	2	5	72	46	41		
L	11	21	11	79	7	4	17	93	14	95	6	10	88	24	96	78	58	2	5	72	46	41		
a	12	21	11	79	17	7	4	95	93	14	6	10	24	88	96	78	58	2	5	72	46	41		
p	13	21	11	4	17	7	79	95	14	93	6	10	24	88	96	78	58	2	5	72	46	41		
s	14	11	17	7	79	95	4	14	93	6	10	24	88	96	78	58	2	5	72	46	41			

Winner Lapped rider

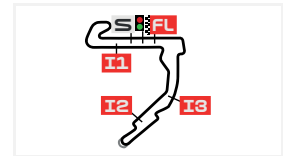
These data/results cannot be reproduced, stored and/or transmitted in whole or in part by any manner of electronic, mechanical, photocopying, recording, broadcasting or otherwise now known or herein after developed without the previous express consent by the copyright owner, except for reproduction in daily press and regular printed publications on sale to the public within 60 days of the event related to those data/results and always provided that copyright symbol appears together as follows below.

© MotoGP Sports Entertainment Group, 2026

FASTEST LAP OF EACH RIDER

GRAND PRIX OF HUNGARY

RACE NR. 1



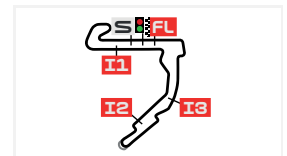
Balaton Park Circuit

4075 m.

#	Rider	Nation	Team	Motorcycle	Time	Lap Total	Gap
1	11 Robin SIEGERT	GER	Kiefer Racing	HONDA	1'51.744	7 14	
2	21 Anina URLASS	GER	MASS SPORTS Racing by JRP Motospo	HONDA	1'51.967	6 13	0.223 0.223
3	14 Danny HINKELMANN	GER	Hinkelmann DH 14 Racing	HONDA	1'53.843	11 14	2.099 1.876
4	79 Adam VYSKOCIL	CZE	AV79 racing team	HONDA	1'53.957	8 14	2.213 0.114
5	95 Jaylen KORPORAAL	NED	Jaylen Korporaal Racing	HONDA	1'54.027	11 14	2.283 0.070
6	7 Roman DURDIS	CZE	FS12 Racing Team	HONDA	1'54.056	4 14	2.312 0.029
7	93 Jason RUDOLPH	GER	Racingteam Rudolph	HONDA	1'54.121	14 14	2.377 0.065
8	17 Thias WENZEL	GER	Team NSA	HONDA	1'54.127	3 14	2.383 0.006
9	10 Louis WOLFF	GER	Kiefer Racing	HONDA	1'54.440	6 14	2.696 0.313
10	4 Casper PENNING	NED	MASS SPORTS Racing by JRP Motospo	HONDA	1'54.466	13 14	2.722 0.026
11	6 Anton Rishede EILERSEN	DEN	ARE Racing	HONDA	1'54.740	3 14	2.996 0.274
12	96 Swan EMPRIN	FRA	SWAN96	HONDA	1'54.771	6 14	3.027 0.031
13	2 Viktor CECH	CZE	ZC RACING s.r.o.	HONDA	1'54.862	4 14	3.118 0.091
14	88 Ruben NIJLAND	NED	RNLFF Racing team	HONDA	1'54.948	11 14	3.204 0.086
15	24 Smilla GÖTTLICH	GER	Team Freudenberg - PALIGO Racing	HONDA	1'54.954	6 14	3.210 0.006
16	78 Tudor DEDEA	GER	Tudor Racing	HONDA	1'55.037	7 14	3.293 0.083
17	58 Zenno BULTÉ	BEL	Zenno58	HONDA	1'55.555	5 14	3.811 0.518
18	5 Tamas LUKACS	HUN	HRLF Promotion	HONDA	1'55.598	11 14	3.854 0.043
19	54 Miro MASSON	BEL	Junior Black Knights	HONDA	1'55.612	3 5	3.868 0.014
20	46 Domi PEKKANEN	FIN	DPR Team	HONDA	1'55.937	11 14	4.193 0.325
21	72 Junior DESCHOUWER	BEL	Junior Black Knights	HONDA	1'55.945	11 14	4.201 0.008
22	41 Douwe DOUMA	NED	Douma Racing	HONDA	1'56.312	11 14	4.568 0.367

These data/results cannot be reproduced, stored and/or transmitted in whole or in part by any manner of electronic, mechanical, photocopying, recording, broadcasting or otherwise now known or herein after developed without the previous express consent by the copyright owner, except for reproduction in daily press and regular printed publications on sale to the public within 60 days of the event related to those data/results and always provided that copyright symbol appears together as follows below.

© MotoGP Sports Entertainment Group, 2026



Balaton Park Circuit 4075 m.

ANALYSIS BY LAP

GRAND PRIX OF HUNGARY

RACE NR. 1

Num Lap Time Gap

Num	Lap Time	Gap	Num	Lap Time	Gap	Num	Lap Time	Gap	Num	Lap Time	Gap			
Lap 1			2	1'55.871	9.587	24	1'55.318	14.436	10	1'54.440	18.046	93	1'54.334	22.044
21	1'56.569		72	1'57.025	11.589	95	1'55.260	14.580	6	1'55.018	18.883	95	1'54.472	23.978
11	1'56.688	0.119	41	1'57.687	12.617	54	1'55.615	15.613	95	1'54.198	19.623	6	1'55.002	24.765
4	1'57.902	1.333	46	1'57.351	12.981	2	1'54.862	16.215	24	1'54.954	20.343	10	1'56.120	25.311
96	1'58.705	2.136	5	2'05.520	19.888	58	1'55.621	16.843	78	1'55.892	20.773	24	1'56.137	27.460
71	1'58.762	2.193	Lap 3			72	1'56.703	20.343	88	1'56.042	21.319	78	1'56.035	27.604
79	1'59.131	2.562	21	1'52.222		41	1'57.020	22.127	2	1'55.766	23.134	88	1'55.541	28.185
17	1'59.249	2.680	11	1'52.231	0.399	46	1'56.785	22.474	58	1'55.569	23.952	96	1'56.025	28.466
7	1'59.350	2.781	4	1'54.919	6.121	5	1'56.256	27.873	72	1'57.204	30.050	58	1'56.237	31.819
14	2'00.017	3.448	17	1'54.127	6.311	Lap 5			46	1'57.260	32.988	2	1'56.783	33.128
6	2'00.370	3.801	7	1'54.298	7.486	21	1'52.048		41	1'57.462	33.674	72	1'59.764	42.853
93	2'00.692	4.123	14	1'54.420	7.813	11	1'52.245	0.400	5	1'56.184	36.473	46	1'57.342	43.671
10	2'00.818	4.249	96	1'55.878	8.605	17	1'54.988	10.991	Lap 7			5	1'56.159	44.005
78	2'01.137	4.568	6	1'54.740	8.664	7	1'54.124	11.079	21	1'52.137		41	1'58.201	45.031
24	2'01.325	4.756	79	1'55.478	8.995	4	1'55.305	11.464	11	1'51.744	0.484	Lap 9		
95	2'01.519	4.950	93	1'55.002	9.181	14	1'54.376	11.626	7	1'55.513	17.323	21	1'51.972	
88	2'01.995	5.426	10	1'54.808	9.308	79	1'55.007	14.058	17	1'55.538	17.395	11	1'52.080	0.371
54	2'02.311	5.742	78	1'55.048	10.118	93	1'54.856	14.461	4	1'55.461	17.439	7	1'55.035	23.428
58	2'02.659	6.090	88	1'55.414	11.426	96	1'54.932	14.855	14	1'55.354	17.655	4	1'54.926	23.536
2	2'02.907	6.338	24	1'55.518	11.657	10	1'55.189	15.573	79	1'54.771	19.470	17	1'55.421	23.674
5	2'03.559	6.990	95	1'55.467	11.859	6	1'55.007	15.832	93	1'54.864	19.814	14	1'55.372	23.865
72	2'03.755	7.186	54	1'55.612	12.537	78	1'56.167	16.848	10	1'55.386	21.295	79	1'54.677	24.028
41	2'04.121	7.552	58	1'56.745	13.761	88	1'55.070	17.244	95	1'54.124	21.610	93	1'54.389	24.461
46	2'04.821	8.252	2	1'56.527	13.892	24	1'54.968	17.356	6	1'55.121	21.867	95	1'54.778	26.784
Lap 2			72	1'56.812	16.179	95	1'54.860	17.392	24	1'55.221	23.427	6	1'55.125	27.918
21	1'52.622		41	1'57.251	17.646	54	1'55.628	19.193	78	1'55.037	23.673	10	1'56.026	29.365
11	1'52.893	0.390	46	1'57.469	18.228	2	1'55.168	19.335	96	1'59.023	24.545	24	1'55.902	31.390
4	1'54.713	3.424	5	1'56.490	24.156	58	1'55.555	20.350	88	1'55.566	24.748	78	1'55.964	31.596
17	1'54.348	4.406	Lap 4			72	1'56.518	24.813	58	1'55.871	27.686	88	1'55.765	31.978
96	1'55.435	4.949	21	1'52.539		46	1'57.269	27.695	2	1'57.452	28.449	96	1'55.613	32.107
7	1'55.251	5.410	11	1'52.343	0.203	41	1'58.100	28.179	72	1'57.280	35.193	58	1'56.030	35.877
14	1'54.789	5.615	17	1'54.279	8.051	5	1'56.431	32.256	46	1'57.582	38.433	2	1'56.356	37.512
79	1'55.799	5.739	4	1'54.625	8.207	Lap 6			41	1'57.397	38.934	72	1'56.882	47.763
6	1'54.967	6.146	7	1'54.056	9.003	21	1'51.967		5	1'55.614	39.950	5	1'55.912	47.945
93	1'54.900	6.401	14	1'54.024	9.298	11	1'52.444	0.877	Lap 8			46	1'56.676	48.375
10	1'55.095	6.722	79	1'54.643	11.099	7	1'54.835	13.947	21	1'52.104		41	1'57.167	50.226
78	1'55.346	7.292	93	1'55.011	11.653	17	1'54.970	13.994	11	1'51.883	0.263	Lap 10		
88	1'55.430	8.234	96	1'55.905	11.971	4	1'54.618	14.115	17	1'54.934	20.225	21	1'52.069	
24	1'56.227	8.361	10	1'55.663	12.432	14	1'54.779	14.438	7	1'55.146	20.365	11	1'51.962	0.264
95	1'56.286	8.614	78	1'55.150	12.729	79	1'54.745	16.836	14	1'54.914	20.465	4	1'54.834	26.301
54	1'56.027	9.147	6	1'56.748	12.873	93	1'54.593	17.087	4	1'55.247	20.582	17	1'54.974	26.579
58	1'55.770	9.238	88	1'55.335	14.222	96	1'54.771	17.659	79	1'53.957	21.323	7	1'55.385	26.744

Lapped rider

These data/results cannot be reproduced, stored and/or transmitted in whole or in part by any manner of electronic, mechanical, photocopying, recording, broadcasting or otherwise now known or herein after developed without the previous express consent by the copyright owner, except for reproduction in daily press and regular printed publications on sale to the public within 60 days of the event related to those data/results and always provided that copyright symbol appears together as follows below.

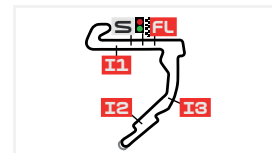
© MotoGP Sports Entertainment Group, 2026

Num	Lap Time	Gap						
79	1'55.035	26.994	88	1'55.764	41.191	41	1'57.064	1'12.454
93	1'54.937	27.329	96	1'55.897	43.400			
14	1'56.696	28.492	78	1'57.891	45.515			
95	1'54.235	28.950	58	1'56.315	48.159			
6	1'55.260	31.109	2	1'55.635	48.582			
10	1'55.032	32.328	5	1'55.961	58.398			
24	1'55.462	34.783	72	1'56.036	59.702			
88	1'55.463	35.372	46	1'56.171	1'00.240			
78	1'56.627	36.154	41	1'56.818	1'03.283			
96	1'56.374	36.412						
58	1'56.620	40.428	Lap 13					
2	1'56.429	41.872	21	1'52.296				
5	1'55.856	51.732	11	1'52.013	0.148			
72	1'56.920	52.614	4	1'54.466	33.635			
46	1'56.719	53.025	17	1'54.855	33.711			
41	1'56.889	55.046	7	1'54.823	33.852			
			79	1'55.290	34.085			
Lap 11			95	1'54.454	34.370			
21	1'52.554		14	1'54.041	34.970			
11	1'52.490	0.200	93	1'55.040	35.229			
79	1'54.094	28.534	6	1'55.143	39.589			
7	1'54.556	28.746	10	1'54.991	39.725			
4	1'55.065	28.812	24	1'55.297	43.827			
17	1'55.002	29.027	88	1'55.797	44.692			
93	1'54.637	29.412	96	1'55.650	46.754			
14	1'53.843	29.781	78	1'57.174	50.393			
95	1'54.027	30.423	58	1'55.932	51.795			
6	1'55.228	33.783	2	1'55.765	52.051			
10	1'54.606	34.380	5	1'55.672	1'01.774			
88	1'54.948	37.766	72	1'56.594	1'04.000			
24	1'55.588	37.817	46	1'56.617	1'04.561			
96	1'55.984	39.842	41	1'57.114	1'08.101			
78	1'56.363	39.963	Lap 14					
58	1'56.309	44.183	11	1'52.563				
2	1'55.968	45.286	17	1'54.537	35.537			
5	1'55.598	54.776	7	1'54.454	35.595			
72	1'55.945	56.005	79	1'54.401	35.775			
46	1'55.937	56.408	95	1'54.176	35.835			
41	1'56.312	58.804	4	1'55.220	36.144			
Lap 12			14	1'54.225	36.484			
21	1'52.339		93	1'54.121	36.639			
11	1'52.570	0.431	6	1'56.085	42.963			
79	1'54.896	31.091	10	1'55.990	43.004			
17	1'54.464	31.152	24	1'55.710	46.826			
7	1'54.918	31.325	88	1'56.939	48.920			
4	1'54.992	31.465	96	1'55.454	49.497			
95	1'54.128	32.212	78	1'57.007	54.689			
93	1'55.412	32.485	58	1'56.076	55.160			
14	1'55.783	33.225	2	1'55.918	55.258			
6	1'55.298	36.742	5	1'56.119	1'05.182			
10	1'54.989	37.030	72	1'56.401	1'07.690			
24	1'55.348	40.826	46	1'56.662	1'08.512			

Lapped rider

These data/results cannot be reproduced, stored and/or transmitted in whole or in part by any manner of electronic, mechanical, photocopying, recording, broadcasting or otherwise now known or herein after developed without the previous express consent by the copyright owner, except for reproduction in daily press and regular printed publications on sale to the public within 60 days of the event related to those data/results and always provided that copyright symbol appears together as follows below.

© MotoGP Sports Entertainment Group, 2026



Balaton Park Circuit

4075 m.

EVENT BEST MAXIMUM SPEED

GRAND PRIX OF HUNGARY

RACE NR. 2

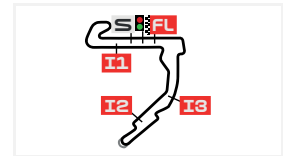
#	Rider	Nation	Team	Motorcycle	Km/h	
21	Anina URLASS	GER	MASS SPORTS Racing by JRP Motosport	HONDA	192.8	Race Nr. 2
95	Jaylen KORPORAAL	NED	Jaylen Korporaal Racing	HONDA	191.4	Race Nr. 2
54	Miro MASSON	BEL	Junior Black Knights	HONDA	191.1	Race Nr. 2
41	Douwe DOUMA	NED	Douma Racing	HONDA	190.8	Race Nr. 2
72	Junior DESCHOUWER	BEL	Junior Black Knights	HONDA	190.8	Race Nr. 2
7	Roman DURDIS	CZE	FS12 Racing Team	HONDA	190.8	Race Nr. 2
88	Ruben NIJLAND	NED	RNLF Racing team	HONDA	190.4	Race Nr. 2
10	Louis WOLFF	GER	Kiefer Racing	HONDA	190.1	Race Nr. 2
4	Casper PENNING	NED	MASS SPORTS Racing by JRP Motosport	HONDA	189.8	Race Nr. 2
5	Tamas LUKACS	HUN	HRLF Promotion	HONDA	189.8	Race Nr. 2
93	Jason RUDOLPH	GER	Racingteam Rudolph	HONDA	189.8	Race Nr. 2
33	Levi FLIER	NED	RN LF Racing team	HONDA	189.4	Race Nr. 2
17	Thias WENZEL	GER	Team NSA	HONDA	189.4	Race Nr. 2
24	Smilla GÖTTLICH	GER	Team Freudenberg - PALIGO Racing	HONDA	189.1	Race Nr. 2
2	Viktor CECH	CZE	ZC RACING s.r.o.	HONDA	189.1	Race Nr. 2
14	Danny HINKELMANN	GER	Hinkelmann DH 14 Racing	HONDA	188.4	Race Nr. 2
79	Adam VYSKOCIL	CZE	AV79 racing team	HONDA	188.1	Race Nr. 2
96	Swan EMPRIN	FRA	SWAN96	HONDA	187.8	Race Nr. 2
58	Zenno BULTÉ	BEL	Zenno58	HONDA	186.8	Race Nr. 2
11	Robin SIEGERT	GER	Kiefer Racing	HONDA	186.8	Race Nr. 2
78	Tudor DEDEA	GER	Tudor Racing	HONDA	186.2	Race Nr. 2
46	Domi PEKKANEN	FIN	DPR Team	HONDA	185.2	Race Nr. 2
71	William KRZELJ	FRA	KRZ RACING TEAM	HONDA	180.9	Race Nr. 2
6	Anton Rishede EILERSEN	DEN	ARE Racing	HONDA		

These data/results cannot be reproduced, stored and/or transmitted in whole or in part by any manner of electronic, mechanical, photocopying, recording, broadcasting or otherwise now known or herein after developed without the previous express consent by the copyright owner, except for reproduction in daily press and regular printed publications on sale to the public within 60 days of the event related to those data/results and always provided that copyright symbol appears together as follows below.

© MotoGP Sports Entertainment Group, 2026

CHAMPIONSHIP CLASSIFICATION

GRAND PRIX OF HUNGARY



Balaton Park Circuit

4075 m.

Rider	Nation	Points	DUT	DUT	SAC	SAC	HUN	HUN	CZE	CZE
1 SIEGERT Robin	GER	104	16	13	25	25	25			
2 WENZEL Thias	GER	97	25	20	16	16	20			
3 URLASS Anina	GER	85	20	25	20	20	-			
4 HINKELMANN Danny	GER	48	8	7	10	13	10			
5 NIJLAND Ruben	NED	47	11	11	11	10	4			
6 VYSKOCIL Adam	CZE	44	9	-	13	9	13			
7 KORPORAAL Jaylen	NED	35	-	16	-	8	11			
8 DURDIS Roman	CZE	33	-	-	6	11	16			
9 BULTÉ Zenno	BEL	25	10	6	4	4	1			
10 EILERSEN Anton Rishede	DEN	24	6	-	9	2	7			
11 RUDOLPH Jason	GER	24	4	-	5	6	9			
12 PENNINGAS Casper	NED	24	2	-	7	7	8			
13 PEKKANEN Domi	FIN	23	13	10	-	-	0			
14 EMPRIN Swan	FRA	20	-	9	8	-	3			
15 DEDEA Tudor	GER	17	5	8	2	-	2			
16 WOLFF Louis	GER	12	-	1	-	5	6			
17 FLIER Levi	NED	11	3	5	-	3	-			
18 KRZELJ William	FRA	10	7	-	3	-	-			
19 GÖTTLICH Smilla	GER	6	-	-	1	-	5			
20 CECH Viktor	CZE	6	1	4	-	1	0			
21 DESCHOUWER Junior	BEL	3	-	3	-	-	0			
22 DOUMA Douwe	NED	2	-	2	-	-	0			
24 LUKACS Tamas	HUN	0	-	-	-	-	0			

These data/results cannot be reproduced, stored and/or transmitted in whole or in part by any manner of electronic, mechanical, photocopying, recording, broadcasting or otherwise now known or herein after developed without the previous express consent by the copyright owner, except for reproduction in daily press and regular printed publications on sale to the public within 60 days of the event related to those data/results and always provided that copyright symbol appears together as follows below.

© MotoGP Sports Entertainment Group, 2026