

Balaton Park Circuit 4075 m.

CLASSIFICATION

GRAND PRIX OF HUNGARY

QUALIFYING PRACTICE

#	Rider	Nation	Team	Motorcycle	Time	Lap Total	Gap	T. Speed
1	21 Anina URLASS	GER	MASS SPORTS Racing by JRP Motosport	HONDA	1'52.388	13 13		191.1
2	11 Robin SIEGERT	GER	Kiefer Racing	HONDA	1'53.411	5 13	1.023 1.023	192.5
3	4 Casper PENNING	NED	MASS SPORTS Racing by JRP Motosport	HONDA	1'54.098	12 13	1.710 0.687	189.4
4	7 Roman DURDIS	CZE	FS12 Racing Team	HONDA	1'54.189	7 13	1.801 0.091	194.2
5	79 Adam VYSKOCIL	CZE	AV79 racing team	HONDA	1'54.240	12 13	1.852 0.051	189.1
6	96 Swan EMPRIN	FRA	SWAN96	HONDA	1'54.666	12 12	2.278 0.426	189.4
7	95 Jaylen KORPORAAL	NED	Jaylen Korporaal Racing	HONDA	1'54.738	12 12	2.350 0.072	188.1
8	14 Danny HINKELMANN	GER	Hinkelmann DH 14 Racing	HONDA	1'54.780	10 12	2.392 0.042	189.1
9	71 William KRZELJ	FRA	KRZ RACING TEAM	HONDA	1'54.814	13 13	2.426 0.034	185.8
10	17 Thias WENZEL	GER	Team NSA	HONDA	1'54.923	7 13	2.535 0.109	190.1
11	93 Jason RUDOLPH	GER	Racingteam Rudolph	HONDA	1'54.959	13 13	2.571 0.036	189.1
12	10 Louis WOLFF	GER	Kiefer Racing	HONDA	1'55.141	11 13	2.753 0.182	191.8
13	88 Ruben NIJLAND	NED	RNL F Racing team	HONDA	1'55.333	11 12	2.945 0.192	187.8
14	6 Anton Rishede EILERSEN	DEN	ARE Racing	HONDA	1'55.485	12 13	3.097 0.152	189.4
15	78 Tudor DEDEA	GER	Tudor Racing	HONDA	1'55.529	13 13	3.141 0.044	189.1
16	24 Smilla GÖTTLICH	GER	Team Freudenberg - PALIGO Racing	HONDA	1'55.713	12 13	3.325 0.184	190.1
17	2 Viktor CECH	CZE	ZC RACING s.r.o.	HONDA	1'55.816	12 12	3.428 0.103	189.1
18	33 Levi FLIER	NED	RNL F Racing team	HONDA	1'56.139	7 13	3.751 0.323	189.8
19	72 Junior DESCHOUWER	BEL	Junior Black Knights	HONDA	1'56.288	11 13	3.900 0.149	193.8
20	5 Tamas LUKACS	HUN	HRLF Promotion	HONDA	1'56.472	11 12	4.084 0.184	188.8
21	58 Zenno BULTÉ	BEL	Zenno58	HONDA	1'56.626	3 13	4.238 0.154	189.4
22	54 Miro MASSON	BEL	Junior Black Knights	HONDA	1'57.459	4 5	5.071 0.833	190.1
23	41 Douwe DOUMNA	NED	Douma Racing	HONDA	1'57.663	7 13	5.275 0.204	189.8
Not classified								
	46 Domi PEKKANEN	FIN	DPR Team	HONDA				

Practice condition: **Dry**

Air: 18°

Humidity: 63%

Ground: 24°

Fastest Lap:	Lap: 13	Anina URLASS	1'52.388	130.5 Km/h
---------------------	---------	---------------------	-----------------	------------

The results are provisional until the end of the limit for protest and appeals.

Time limit for protest expires 60' after publication of the results - Time: **18:41**

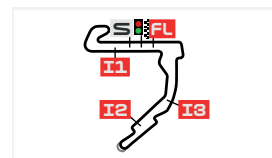
These data/results cannot be reproduced, stored and/or transmitted in whole or in part by any manner of electronic, mechanical, photocopying, recording, broadcasting or otherwise now known or herein after developed without the previous express consent by the copyright owner, except for reproduction in daily press and regular printed publications on sale to the public within 60 days of the event related to those data/results and always provided that copyright symbol appears together as follows below.

© MotoGP Sports Entertainment Group, 2026

TOP SPEED & AVERAGE

GRAND PRIX OF HUNGARY

QUALIFYING PRACTICE



Balaton Park Circuit

4075 m.

#	Rider	Nation	Motorcycle	Top 5 speeds					Average	Top
7	Roman DURDIS	CZE	HONDA	194.2	190.8	189.8	189.1	188.4	190.1	194.2
72	Junior DESCHOUWER	BEL	HONDA	193.8	192.5	191.4	190.8	189.8	191.7	193.8
11	Robin SIEGERT	GER	HONDA	192.5	192.1	192.1	191.1	191.1	191.8	192.5
10	Louis WOLFF	GER	HONDA	191.8	190.1	189.8	189.4	189.1	190.0	191.8
21	Anina URLASS	GER	HONDA	191.1	189.1	189.1	189.1	188.8	189.3	191.1
17	Thias WENZEL	GER	HONDA	190.1	188.1	187.5	187.1	187.1	188.0	190.1
24	Smilla GÖTTLICH	GER	HONDA	190.1	189.1	188.4	187.8	187.5	188.6	190.1
54	Miro MASSON	BEL	HONDA	190.1	190.1	189.8	186.5		189.1	190.1
33	Levi FLIER	NED	HONDA	189.8	189.8	189.1	189.1	188.4	189.2	189.8
41	Douwe DOUMNA	NED	HONDA	189.8	188.4	188.4	187.8	187.8	188.4	189.8
4	Casper PENNING	NED	HONDA	189.4	189.4	189.4	189.1	188.4	189.0	189.4
6	Anton Rishede EILERSEN	DEN	HONDA	189.4	189.1	189.1	188.8	188.1	188.9	189.4
58	Zenno BULTÉ	BEL	HONDA	189.4	189.1	189.1	188.4	187.8	188.8	189.4
96	Swan EMPRIN	FRA	HONDA	189.4	189.1	188.8	187.8	186.5	188.3	189.4
2	Viktor CECH	CZE	HONDA	189.1	189.1	187.8	187.1	186.8	188.0	189.1
14	Danny HINKELMANN	GER	HONDA	189.1	187.1	186.8	185.8	185.8	186.7	189.1
78	Tudor DEDEA	GER	HONDA	189.1	188.4	188.4	187.8	187.1	188.2	189.1
79	Adam VYSKOCIL	CZE	HONDA	189.1	188.8	188.1	187.1	186.5	187.9	189.1
93	Jason RUDOLPH	GER	HONDA	189.1	189.1	188.8	187.8	187.8	188.4	189.1
5	Tamas LUKACS	HUN	HONDA	188.8	186.8	186.5	186.2	186.2	186.9	188.8
95	Jaylen KORPORAAL	NED	HONDA	188.1	188.1	187.8	187.5	187.1	187.6	188.1
88	Ruben NIJLAND	NED	HONDA	187.8	187.5	187.1	186.5	185.8	186.9	187.8
71	William KRZELJ	FRA	HONDA	185.8	185.5	184.6	183.9	183.6	184.7	185.8

These data/results cannot be reproduced, stored and/or transmitted in whole or in part by any manner of electronic, mechanical, photocopying, recording, broadcasting or otherwise now known or herein after developed without the previous express consent by the copyright owner, except for reproduction in daily press and regular printed publications on sale to the public within 60 days of the event related to those data/results and always provided that copyright symbol appears together as follows below.

© MotoGP Sports Entertainment Group, 2026

BEST PARTIAL TIMES
GRAND PRIX OF HUNGARY
QUALIFYING PRACTICE



Balaton Park Circuit 4075 m.

IT Ideal Lap Time, sum of the best partial times

BT Best Lap Time

Pos	T1		T2		T3		T4		Pos	Rider	IT	BT	
	Rider	Time	Rider	Time	Rider	Time	Rider	Time					
1	A.URLASS	33.780	R.SIEGERT	26.506	A.URLASS	30.597	A.URLASS	21.298	1	A.URLASS	1'52.345	1'52.388	(1)
2	R.SIEGERT	34.095	A.URLASS	26.670	R.SIEGERT	30.962	R.SIEGERT	21.406	2	R.SIEGERT	1'52.969	1'53.411	(2)
3	C.PENNINGS	34.271	R.DURDIS	26.775	S.EMPRIN	30.991	T.WENZEL	21.548	3	R.DURDIS	1'53.811	1'54.189	(4)
4	T.WENZEL	34.274	J.KORPORAAL	26.896	A.VYSKOCIL	30.996	R.DURDIS	21.571	4	A.VYSKOCIL	1'53.936	1'54.240	(5)
5	R.NIJLAND	34.315	A.VYSKOCIL	26.930	T.WENZEL	31.099	A.VYSKOCIL	21.600	5	C.PENNINGS	1'54.079	1'54.098	(3)
6	D.HINKELMANN	34.347	C.PENNINGS	26.953	R.DURDIS	31.102	S.EMPRIN	21.655	6	T.WENZEL	1'54.097	1'54.923	(10)
7	R.DURDIS	34.363	J.RUDOLPH	27.115	C.PENNINGS	31.122	C.PENNINGS	21.733	7	S.EMPRIN	1'54.428	1'54.666	(6)
8	A.VYSKOCIL	34.410	W.KRZELJ	27.119	W.KRZELJ	31.197	L.WOLFF	21.770	8	D.HINKELMANN	1'54.587	1'54.780	(8)
9	L.WOLFF	34.483	D.HINKELMANN	27.131	J.RUDOLPH	31.279	D.HINKELMANN	21.825	9	J.KORPORAAL	1'54.738	1'54.738	(7)
10	A.EILERSEN	34.530	T.WENZEL	27.176	D.HINKELMANN	31.284	J.KORPORAAL	21.847	10	W.KRZELJ	1'54.780	1'54.814	(9)
11	S.EMPRIN	34.530	S.EMPRIN	27.252	J.KORPORAAL	31.414	W.KRZELJ	21.893	11	J.RUDOLPH	1'54.894	1'54.959	(11)
12	J.RUDOLPH	34.542	T.DEDEA	27.258	S.GÖTTLICH	31.433	A.EILERSEN	21.896	12	R.NIJLAND	1'55.024	1'55.333	(13)
13	W.KRZELJ	34.571	L.WOLFF	27.277	R.NIJLAND	31.461	R.NIJLAND	21.899	13	L.WOLFF	1'55.134	1'55.141	(12)
14	J.KORPORAAL	34.581	L.FLIER	27.293	T.DEDEA	31.465	V.CECH	21.955	14	A.EILERSEN	1'55.261	1'55.485	(14)
15	L.FLIER	34.670	A.EILERSEN	27.296	A.EILERSEN	31.539	J.RUDOLPH	21.958	15	T.DEDEA	1'55.455	1'55.529	(15)
16	V.CECH	34.705	R.NIJLAND	27.349	V.CECH	31.585	T.DEDEA	21.988	16	L.FLIER	1'55.589	1'56.139	(18)
17	J.DESCHOUWER	34.710	Z.BULTÉ	27.390	L.WOLFF	31.604	L.FLIER	22.003	17	S.GÖTTLICH	1'55.691	1'55.713	(16)
18	T.DEDEA	34.744	S.GÖTTLICH	27.436	T.LUKACS	31.609	S.GÖTTLICH	22.034	18	V.CECH	1'55.816	1'55.816	(17)
19	S.GÖTTLICH	34.788	J.DESCHOUWER	27.549	L.FLIER	31.623	J.DESCHOUWER	22.068	19	J.DESCHOUWER	1'56.044	1'56.288	(19)
20	Z.BULTÉ	34.855	V.CECH	27.571	J.DESCHOUWE	31.717	Z.BULTÉ	22.087	20	Z.BULTÉ	1'56.072	1'56.626	(21)
21	M.MASSON	34.903	T.LUKACS	27.595	Z.BULTÉ	31.740	T.LUKACS	22.233	21	T.LUKACS	1'56.355	1'56.472	(20)
22	T.LUKACS	34.918	M.MASSON	27.656	D.DOUMNA	31.941	M.MASSON	22.284	22	M.MASSON	1'57.434	1'57.459	(22)
23	D.DOUMNA	35.213	D.DOUMNA	27.857	M.MASSON	32.591	D.DOUMNA	22.468	23	D.DOUMNA	1'57.479	1'57.663	(23)

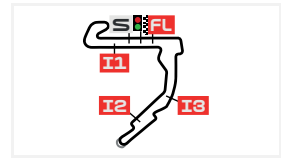
These data/results cannot be reproduced, stored and/or transmitted in whole or in part by any manner of electronic, mechanical, photocopying, recording, broadcasting or otherwise now known or herein after developed without the previous express consent by the copyright owner, except for reproduction in daily press and regular printed publications on sale to the public within 60 days of the event related to those data/results and always provided that copyright symbol appears together as follows below.

© MotoGP Sports Entertainment Group, 2026

FASTEST LAPS SEQUENCE

GRAND PRIX OF HUNGARY

QUALIFYING PRACTICE



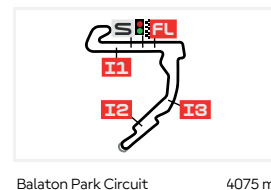
Balaton Park Circuit

4075 m.

<i>Practice Time</i>	<i>#</i>	<i>Rider</i>	<i>Nation</i>	<i>Motorcycle</i>	<i>Time</i>	<i>Km/h</i>	<i>Rider's Lap</i>
3'56.940	21	Anina URLASS	GER	HONDA	1'55.857	126.6	2
3'57.684	11	Robin SIEGERT	GER	HONDA	1'54.606	128.0	2
7'46.235	21	Anina URLASS	GER	HONDA	1'54.114	128.5	4
9'39.824	21	Anina URLASS	GER	HONDA	1'53.589	129.1	5
9'40.205	11	Robin SIEGERT	GER	HONDA	1'53.411	129.3	5
23'54.479	21	Anina URLASS	GER	HONDA	1'52.894	129.9	12
25'46.867	21	Anina URLASS	GER	HONDA	1'52.388	130.5	13

These data/results cannot be reproduced, stored and/or transmitted in whole or in part by any manner of electronic, mechanical, photocopying, recording, broadcasting or otherwise now known or herein after developed without the previous express consent by the copyright owner, except for reproduction in daily press and regular printed publications on sale to the public within 60 days of the event related to those data/results and always provided that copyright symbol appears together as follows below.

© MotoGP Sports Entertainment Group, 2026



Balaton Park Circuit 4075 m.

CHRONOLOGICAL ANALYSIS OF PERFORMANCES

GRAND PRIX OF HUNGARY

QUALIFYING PRACTICE

* Lap / Sector time cancelled
P Crossing the finish line in pit lane

T1 Time from finish line to 1st intermediate
T2 Time from 1st intermed. to 2nd intermed.

T3 Time from 2nd intermed. to 3rd intermed.
T4 Time from 3rd intermediate to finish line

Lap	Lap Time	T1	T2	T3	T4	Speed	Lap	Lap Time	T1	T2	T3	T4	Speed			
1st	21	Anina URLASS MASS SPORTS Racing b GER						10	1'55.995	35.804	27.108	31.241	21.842	188.4		
		Runs=2	Total laps=13	Full laps=10	Valid laps=9		11	1'54.342	34.317	27.042	31.122	21.861	189.1			
1	2'01.083	33.736	28.941	32.272	22.096		12	1'54.098	34.271	26.953	31.141	21.733	189.4			
2	1'55.857	34.780	27.891	31.382	21.804	186.8	13	1'56.596 *	34.305	28.417 *	31.737	22.137	189.4			
3	1'55.181	34.647	27.659	31.191	21.684	187.8										
4	1'54.114	34.301	27.276	30.983	21.554	188.4										
5	1'53.589	34.041	27.099	30.820	21.629	189.1										
6	1'57.426	34.869	28.072	31.978	22.507	189.1										
7	2'00.755 *	34.839	27.253	34.741 *	23.922	188.8										
8	2'01.588 P	34.937 *	27.643	31.492	27.516	186.5										
9	2'35.010 *	31.111	27.261	30.316 *	21.642											
10	1'53.532	34.112	27.059	30.794	21.567	189.1										
11	1'53.450	33.903	27.335	30.737	21.475	188.8										
12	1'52.894	33.780	26.995	30.597	21.522	191.1										
13	1'52.388	33.809	26.670	30.611	21.298	188.1										
4th	7	Roman DURDIS FS12 Racing Team CZE														
		Runs=1	Total laps=13	Full laps=12	Valid laps=8											
1	2'11.621	36.569	29.363	34.545	23.203											
2	1'54.656	34.441	26.775	31.601	21.839	186.8										
3	1'57.134	35.308	27.644	31.805	22.377	189.1										
4	1'55.289	34.703	27.103	31.520	21.963	194.2										
5	1'55.755	34.595	27.276	31.758	22.126	189.8										
6	1'55.160	34.766	27.038	31.175	22.181	187.8										
7	1'54.189	34.439	27.014	31.102	21.634	187.5										
8	1'54.066 *	34.262 *	26.839	31.394	21.571	190.8										
9	1'59.226 *	34.539	27.988	34.546 *	22.153	188.4										
10	2'03.155 *	34.363	28.007	37.705 *	23.080	186.5										
11	1'55.906	34.551	27.339	32.173	21.843	187.8										
12	1'55.988	34.542	27.140	31.741	22.565	188.4										
13	2'00.644 *	35.413	27.723	31.731	25.777 *	184.9										
5th	79	Adam VYSKOCIL AV79 racing team CZE														
		Runs=1	Total laps=13	Full laps=12	Valid laps=10											
1	2'46.690	33.081	27.632	31.624	22.167											
2	1'55.459	34.933	27.344	31.183	21.999	185.2										
3	1'56.966	34.817	28.008	31.976	22.165	186.2										
4	1'55.193	34.762	27.192	31.301	21.938	185.5										
5	1'55.036	34.800	27.230	31.177	21.829	185.5										
6	1'54.944	34.537	27.120	31.300	21.987	186.5										
7	1'55.134	34.734	27.123	31.358	21.919	186.2										
8	1'58.152 *	35.145 *	28.138	32.427	22.442	185.2										
9	1'58.534	34.837	27.566	32.421	23.710	185.2										
10	1'54.635	34.811	27.077	31.147	21.600	189.1										
11	1'54.404	34.504	26.930	31.215	21.755	188.8										
12	1'54.240	34.410	27.113	30.996	21.721	187.1										
13	1'57.726 *	34.904	28.416 *	32.366	22.040	188.1										
6th	96	Swan EMPRIN SWAN96 FRA														
		Runs=1	Total laps=12	Full laps=11	Valid laps=6											
1	2'03.082	34.904	29.085	32.514	22.502											
2	1'56.642	35.113	27.652	31.649	22.228	187.8										
3	1'56.180	35.061	27.440	31.637	22.042	188.8										
4	1'56.273 *	34.987	27.673	31.477 *	22.136	189.1										

Fastest Lap: Anina URLASS GER S SPORTS Racing by JRP Motosport **1'52.388** 33.809 26.670 30.611 21.298

These data/results cannot be reproduced, stored and/or transmitted in whole or in part by any manner of electronic, mechanical, photocopying, recording, broadcasting or otherwise now known or herein after developed without the previous express consent by the copyright owner, except for reproduction in daily press and regular printed publications on sale to the public within 60 days of the event related to those data/results and always provided that copyright symbol appears together as follows below.

© MotoGP Sports Entertainment Group, 2026

Qualifying Practice

M4N™

Lap	Lap Time	T1	T2	T3	T4	Speed
5	1'57.875 *	35.387	28.048	32.328 *	22.112	189.4
6	1'56.413	35.146	27.645	31.562	22.060	183.3
7	1'55.786	35.033	27.500	31.356	21.897	184.6
8	1'55.159 *	34.674 *	27.370	31.210	21.905	185.2
9	1'57.460	35.084	28.201	31.956	22.219	184.6
10	2'19.215 *	35.216 *	28.148	53.064 *	22.787	184.6
11	1'58.497 *	34.973 *	27.329	31.835	24.360	185.2
12	1'54.666	34.768	27.252	30.991	21.655	184.9
unfinished	34.530					186.5

7th 95		Jaylen KORPORAAL		Jaylen Korporaal Racing NED		
Runs=2	Total laps=12	Full laps=9	Valid laps=7			
1	2'24.688	34.530	29.414	32.757	22.926	
2	1'58.640	35.697	28.306	32.203	22.434	185.8
3	1'58.922	35.738	28.292	32.418	22.474	188.1
4	1'56.454	34.990	27.571	31.687	22.206	186.5
5	1'57.021 *	35.033	27.662	31.571	22.755 *	187.1
6	1'56.285	35.606	27.120	31.545	22.014	187.8
7	1'55.214	34.720	27.044	31.444	22.006	187.1
8	2'07.378 P	35.260 *	28.382	32.728	31.008	188.1
9	3'18.077	36.070	27.900	31.686	22.179	
10	1'57.295 *	35.084	28.098	32.245	21.868 *	181.8
11	1'56.686	34.824	27.108	32.592	22.162	186.2
12	1'54.738	34.581	26.896	31.414	21.847	187.5

8th 14		Danny HINKELMANN		Hinkelmann DH 14 Raci GER		
Runs=2	Total laps=12	Full laps=9	Valid laps=7			
1	2'06.275	36.405	29.542	32.564	22.743	
2	2'05.789	34.945	29.188	35.589	26.067	187.1
3	1'57.469	35.323	27.640	32.427	22.079	185.5
4	1'55.402	34.659	27.202	31.537	22.004	186.8
5	2'10.857 P	35.033	27.582	35.776 *	32.466	189.1
6	3'19.506	36.197	27.507	32.329	22.524	
7	1'55.161 *	34.576 *	27.131	31.569	21.885	185.8
8	1'55.658	34.688	27.544	31.601	21.825	185.2
9	1'55.103	34.664	27.148	31.311	21.980	185.5
10	1'54.780	34.347	27.199	31.284	21.950	185.8
11	1'59.649	34.430	29.026	33.939	22.254	185.8
12	2'03.368 *	34.521 *	29.479	34.999	24.369	184.6

9th 71		William KRZELJ		KRZ RACING TEAM FRA		
Runs=1	Total laps=13	Full laps=12	Valid laps=8			
1	2'06.950	34.813	29.479	32.858	22.841	
2	2'00.289 *	35.570	28.157 *	33.927	22.635	183.6
3	1'58.758	35.442	28.337	32.415	22.564	183.9
4	1'57.530	35.414	27.999	31.657	22.460	182.7
5	1'58.699	35.453	28.558	32.079	22.609	183.3
6	1'58.583	35.313	28.609	31.960	22.701	183.0
7	1'57.757	35.248	27.993	32.044	22.472	185.8
8	1'57.125 *	35.012 *	27.721	32.259	22.133	185.5
9	1'56.064 *	34.870	27.119	31.683	22.392 *	184.6
10	1'59.318 *	34.830	27.623	34.017 *	22.848	182.7
11	1'56.164	34.960	27.485	31.541	22.178	180.0
12	1'55.289	34.663	27.445	31.249	21.932	181.5
13	1'54.814	34.571	27.153	31.197	21.893	182.4

10th 17		Thias WENZEL		Team NSA GER		
Runs=1	Total laps=13	Full laps=12	Valid laps=7			
1	2'02.964	34.531	29.040	32.620	22.474	
2	1'56.564	35.102	27.666	31.592	22.204	185.2
3	1'55.654	34.756	27.568	31.358	21.972	187.1
4	1'56.827	34.901	27.878	31.931	22.117	186.8
5	2'00.330	35.565	28.312	33.597	22.856	184.9
6	1'56.190	35.005	27.729	31.337	22.119	188.1
7	1'54.923	34.611	27.395	31.099	21.818	187.1
8	1'54.811 *	34.604 *	27.176	31.483 *	21.548	187.5
9	1'56.496 *	34.274	28.045	31.863	22.314 *	190.1
10	1'57.657 *	35.156 *	28.335	31.939	22.227	184.6
11	2'06.450 *	35.070	28.232	39.931 *	23.217	186.2
12	1'55.200 *	34.595	27.321	31.341 *	21.943	185.8
13	1'55.338	34.568	27.449	31.526	21.795	186.2

11th 93		Jason RUDOLPH		Racingteam Rudolph GER		
Runs=1	Total laps=13	Full laps=12	Valid laps=11			
1	2'07.189	36.538	29.827	33.012	23.184	
2	1'58.560	35.801	28.242	32.179	22.338	187.8
3	1'57.904	35.846	27.946	31.584	22.528	186.8
4	1'57.725	35.197	27.479	32.691	22.358	189.1
5	1'57.479	35.109	27.957	31.936	22.477	187.8
6	1'57.718	35.058	27.966	32.354	22.340	188.8
7	1'57.353	35.181	28.048	31.777	22.347	189.1
8	1'56.781 *	35.204 *	27.535	31.778	22.264	185.2
9	1'56.795	35.331	27.544	31.875	22.045	183.9
10	1'56.359	35.061	27.578	31.739	21.981	183.9
11	1'55.815	35.043	27.382	31.432	21.958	187.8
12	1'55.263	34.722	27.207	31.291	22.043	185.8
13	1'54.959	34.542	27.115	31.279	22.023	185.2

12th 10		Louis WOLFF		Kiefer Racing GER		
Runs=1	Total laps=13	Full laps=12	Valid laps=8			
1	2'05.911	35.104	29.396	33.189	22.652	
2	1'57.725	34.925	27.763	32.277	22.760	191.8
3	1'58.264 *	35.012	27.735	32.334	23.183 *	189.4
4	1'56.863	34.762	27.570	32.358	22.173	183.6
5	1'57.170	35.342	27.953	31.669	22.206	187.8
6	1'55.498	34.574	27.277	31.649	21.998	190.1
7	1'56.789	34.826	28.232	31.604	22.127	189.1
8	1'58.835 *	36.408 *	28.112	32.058	22.257	189.8
9	1'57.577	35.170	27.332	32.820	22.255	185.2
10	1'57.139 *	35.197	27.612	32.115	22.215 *	183.9
11	1'55.141	34.483	27.281	31.607	21.770	186.2
12	1'56.112	34.784	27.537	31.769	22.022	185.5
13	1'57.676 *	35.252	27.815	32.300	22.309 *	186.2

13th 88		Ruben NIJLAND		RNLF Racing team NED		
Runs=2	Total laps=12	Full laps=9	Valid laps=8			
1	2'04.247	35.158	29.192	33.418	22.713	
2	1'58.121	35.253	27.912	32.443	22.513	187.5
3	1'58.102	35.430	27.840	32.151	22.681	187.1
4	1'57.961	35.413	27.855	32.243	22.450	187.8

Fastest Lap: Anina URLASS	GER	S SPORTS Racing by JRP Motosport	1'52.388	33.809	26.670	30.611	21.298
----------------------------------	-----	----------------------------------	-----------------	--------	--------	--------	--------

These data/results cannot be reproduced, stored and/or transmitted in whole or in part by any manner of electronic, mechanical, photocopying, recording, broadcasting or otherwise now known or herein after developed without the previous express consent by the copyright owner, except for reproduction in daily press and regular printed publications on sale to the public within 60 days of the event related to those data/results and always provided that copyright symbol appears together as follows below.

© MotoGP Sports Entertainment Group, 2026



Qualifying Practice

M4N™

Lap	Lap Time	T1	T2	T3	T4	Speed
5	1'56.768	35.159	27.730	31.620	22.259	185.5
6	2'01.007	37.359	28.646	32.671	22.331	186.5
7	1'57.656	35.203	27.948	31.852	22.653	184.9
8	2'13.754 P	36.938 *	29.517	32.967 *	34.332	184.6
9	3'57.628	33.449	27.925	32.275	22.544	
10	1'56.291	34.843	27.460	31.802	22.186	183.6
11	1'55.333	34.624	27.349	31.461	21.899	185.8
12	1'55.617 *	34.315	27.242 *	31.571	22.489	184.9

14th		6		Anton Rishede EILERSE ARE Racing DEN		
Runs=1	Total laps=13	Full laps=12	Valid laps=8			
1	2'06.466	35.266	29.150	33.320	22.761	
2	1'57.263	35.069	27.567	32.437	22.190	189.1
3	1'58.599	35.176	27.905	32.908	22.610	188.8
4	1'56.593	34.866	27.396	32.071	22.260	189.4
5	1'56.883	35.011	27.993	31.567	22.312	189.1
6	1'55.920	34.960	27.434	31.630	21.896	186.8
7	1'58.605	35.325	27.936	33.080	22.264	188.1
8	2'02.582 *	35.250 *	28.580	36.372 *	22.380	184.9
9	1'55.553	34.744	27.296	31.539	21.974	184.6
10	2'03.697 *	34.605	28.031	38.011 *	23.050	183.9
11	2'02.859 *	34.881	27.871	37.277 *	22.830	187.8
12	1'55.485	34.530	27.394	31.603	21.958	185.2
13	1'58.367 *	34.565	27.399	31.613	24.790 *	184.9

15th		78		Tudor DEDEA Tudor Racing GER		
Runs=1	Total laps=13	Full laps=12	Valid laps=8			
1	2'04.638	35.029	29.223	32.977	22.909	
2	1'57.864	35.021	28.049	32.313	22.481	187.8
3	1'57.706	35.229	28.222	31.983	22.272	189.1
4	1'58.502	35.612	28.133	32.207	22.550	185.5
5	1'56.686	35.186	27.678	31.562	22.260	186.2
6	1'55.729 *	34.837	27.376	31.327 *	22.189	188.4
7	1'57.511	35.074	28.474	31.792	22.171	188.4
8	1'58.334 *	36.138 *	27.740	31.953	22.503	187.1
9	1'57.572	35.233	27.562	31.987	22.790	179.1
10	1'59.131 *	35.226	27.907	33.450 *	22.548 *	184.9
11	1'56.562	34.778	27.258	31.957	22.569	184.9
12	1'55.219 *	34.847	27.277	31.105 *	21.990	186.5
13	1'55.529	34.744	27.332	31.465	21.988	186.5

16th		24		Smilla GÖTTLICH Team Freudenberg - P GER		
Runs=1	Total laps=13	Full laps=12	Valid laps=5			
1	2'01.454	33.927	29.053	32.211	22.543	
2	1'56.712	35.002	27.867	31.809	22.034	187.8
3	1'57.586 *	35.199	27.881	31.743 *	22.763	189.1
4	1'56.726	35.070	27.537	31.994	22.125	188.4
5	1'58.737 *	35.522 *	28.269	32.370	22.576	190.1
6	1'59.656 *	35.765 *	28.676	32.772 *	22.443	185.5
7	1'57.185	35.141	27.938	31.754	22.352	186.5
8	2'06.767 *	37.083 *	28.675	37.331 *	23.678	185.2
9	1'56.635	35.099	27.579	31.724	22.233	184.9
10	2'00.004 *	34.880 *	28.799	33.308	23.017	186.5
11	1'57.489 *	35.255	27.763	32.281 *	22.190	187.5
12	1'55.713	34.788	27.436	31.433	22.056	187.1

Lap	Lap Time	T1	T2	T3	T4	Speed
13	2'04.864 *	34.968 *	31.840	35.575 *	22.481	185.5

17th		2		Viktor CECH ZC RACING s.r.o. CZE		
Runs=3	Total laps=12	Full laps=8	Valid laps=8			
1	2'08.590 *	35.644	28.909	33.510 *	22.795	
2	1'58.072	35.060	27.805	32.848	22.359	187.8
3	1'58.202	35.505	28.176	31.969	22.552	189.1
4	1'56.960	35.038	27.879	31.803	22.240	186.8
5	1'59.344	35.272	28.532	32.709	22.831	189.1
6	2'10.701 P	36.089	28.678	35.360 *	30.574	187.1
7	2'41.433 P	37.340	31.626	34.996	29.660	
8	2'39.510	34.315	28.700	32.926	22.674	
9	1'57.299	35.220	27.780	32.001	22.298	184.3
10	1'57.086	35.032	27.761	32.033	22.260	185.2
11	1'56.240	34.833	27.605	31.701	22.101	184.9
12	1'55.816	34.705	27.571	31.585	21.955	185.5

18th		33		Levi FLIER RN LF Racing team NED		
Runs=1	Total laps=13	Full laps=12	Valid laps=9			
1	2'05.796	35.091	29.336	33.061	22.888	
2	1'57.857	35.177	27.985	32.121	22.574	189.1
3	1'59.667	36.395	28.375	32.371	22.526	189.1
4	1'57.334	35.248	27.338	32.546	22.202	189.8
5	1'56.330	34.671	27.293	32.199	22.167	189.8
6	1'56.246	34.670	27.422	32.060	22.094	188.4
7	1'56.139	34.832	27.665	31.637	22.005	187.1
8	2'05.809 *	35.866 *	27.863	39.168	22.912	187.5
9	1'58.553	34.986	27.641	33.699	22.227	187.8
10	1'58.207	34.828	27.771	32.412	23.196	186.5
11	1'56.198	35.014	27.392	31.789	22.003	186.2
12	1'56.192 *	34.719	27.363	31.623	22.487 *	185.8
13	2'02.639 *	38.993	28.654	32.306 *	22.686	178.2

19th		72		Junior DESCHOUWER Junior Black Knights BEL		
Runs=1	Total laps=13	Full laps=12	Valid laps=7			
1	2'05.002	34.831	29.148	33.361	22.748	
2	1'58.457	35.183	28.054	32.406	22.814	190.8
3	1'58.688 *	35.109	27.843	32.757	22.979 *	192.5
4	1'58.730	35.414	28.060	33.002	22.254	187.8
5	1'57.756	34.986	27.966	32.244	22.560	193.8
6	1'57.753	35.066	28.051	32.349	22.287	189.8
7	1'58.333 *	35.238	28.064	32.639 *	22.392	191.4
8	1'57.481 *	35.241 *	27.770	32.161	22.309	189.4
9	1'56.964	35.107	27.677	32.064	22.116	188.4
10	1'56.627	34.710	27.613	32.079	22.225	189.1
11	1'56.288	34.892	27.609	31.717	22.070	189.4
12	1'56.044 *	34.567 *	27.565	31.748	22.164	188.8
13	1'56.229 *	34.864 *	27.549	31.748	22.068	187.8

20th		5		Tamas LUKACS HRLF Promotion HUN		
Runs=2	Total laps=12	Full laps=9	Valid laps=8			
1	2'03.791 *	35.272	29.123	32.731 *	22.482	
2	1'58.171	35.417	28.178	32.176	22.400	185.8
3	1'57.936	35.182	27.934	32.297	22.523	186.2
4	2'03.042 *	35.592	28.205	35.263 *	23.982	186.5

Fastest Lap: Anina URLASS GER S SPORTS Racing by JRP Motosport **1'52.388** 33.809 26.670 30.611 21.298

These data/results cannot be reproduced, stored and/or transmitted in whole or in part by any manner of electronic, mechanical, photocopying, recording, broadcasting or otherwise now known or herein after developed without the previous express consent by the copyright owner, except for reproduction in daily press and regular printed publications on sale to the public within 60 days of the event related to those data/results and always provided that copyright symbol appears together as follows below.

© MotoGP Sports Entertainment Group, 2026

Qualifying Practice

M4N™

Lap	Lap Time	T1	T2	T3	T4	Speed	Lap	Lap Time	T1	T2	T3	T4	Speed
5	1'58.312	35.230	28.182	32.251	22.649	186.8							
6	1'59.442	35.809	28.273	32.516	22.844	188.8							
7	1'57.741	35.287	27.930	32.001	22.523	186.2							
8	2'09.150	P 35.067 *	27.814	32.606	33.663	185.5							
9	3'30.637	* 35.468	28.207	33.970 *	23.802								
10	1'57.525	35.213	27.874	32.074	22.364	184.3							
11	1'56.472	34.918	27.595	31.726	22.233	184.6							
12	1'57.603	35.849	27.815	31.609	22.330	185.8							

21st 58 **Zenno BULTÉ** Zenno58 BEL
 Runs=2 Total laps=13 Full laps=10 Valid laps=6

1	2'05.311	35.173	29.038	33.449	22.511	
2	1'57.673	35.104	27.789	32.173	22.607	189.1
3	1'56.626	34.855	27.678	31.959	22.134	189.1
4	1'59.844	36.806	27.633	32.903	22.502	185.2
5	1'58.123 *	35.360	27.652	32.561 *	22.550	189.4
6	1'59.609 *	37.486	27.736	32.008 *	22.379	188.4
7	2'04.540	P 34.918	28.075	31.786 *	29.761	187.8
8	2'53.730	32.958	27.808	32.560	22.415	
9	1'57.552	35.239	27.884	32.031	22.398	184.3
10	2'05.644	39.166	29.635	34.611	22.232	184.3
11	1'57.594 *	35.197	27.390	31.989 *	23.018	184.9
12	1'56.743	35.035	27.836	31.785	22.087	184.6
13	1'56.410 *	34.934 *	27.622 *	31.740	22.114	184.6

22nd 54 **Miro MASSON** Junior Black Knights BEL
 Runs=2 Total laps=5 Full laps=4 Valid laps=2

1	2'05.476	35.424	30.019	32.798	22.468	
2	1'57.742 *	35.300	27.656	31.726 *	23.060	190.1
3	1'59.915	34.977	27.813	33.750	23.375	190.1
4	1'57.459	34.903	27.681	32.591	22.284	186.5
5	2'26.525	P 35.001	27.797	44.086 *	39.641	189.8

23rd 41 **Douwe DOUMNA** Douma Racing NED
 Runs=1 Total laps=13 Full laps=12 Valid laps=7

1	2'08.050	35.087	30.269	32.979	23.110	
2	1'59.607	35.539	28.385	32.787	22.896	188.4
3	1'58.966	35.553	28.547	32.288	22.578	189.8
4	1'57.933	35.213	28.022	32.218	22.480	188.4
5	1'58.959	35.578	28.200	32.323	22.858	187.8
6	1'58.391	35.649	27.913	32.241	22.588	187.5
7	1'57.663	35.294	27.857	31.941	22.571	187.8
8	1'58.756 *	35.501 *	27.956	32.461	22.838	185.8
9	1'59.739	35.760	28.650	32.641	22.688	185.8
10	2'00.482 *	35.542	27.949	32.391	24.600 *	185.5
11	2'00.894 *	36.021	28.110	34.090 *	22.673	183.3
12	1'59.521 *	35.437	27.860	33.756 *	22.468	185.5
13	1'59.121 *	35.248	28.617 *	32.710	22.546	185.2

Fastest Lap: Anina URLASS GER S SPORTS Racing by JRP Motosport **1'52.388** 33.809 26.670 30.611 21.298

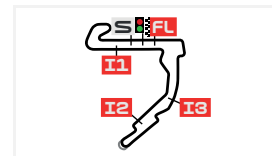
These data/results cannot be reproduced, stored and/or transmitted in whole or in part by any manner of electronic, mechanical, photocopying, recording, broadcasting or otherwise now known or herein after developed without the previous express consent by the copyright owner, except for reproduction in daily press and regular printed publications on sale to the public within 60 days of the event related to those data/results and always provided that copyright symbol appears together as follows below.

© MotoGP Sports Entertainment Group, 2026

OFFICIAL STARTING GRID

GRAND PRIX OF HUNGARY

RACE : 14 LAPS = 57.05 KM



Balaton Park Circuit 4,423 m.

1	1 1'52.388 21 Anina URLASS Honda	2	2 1'53.411 11 Robin SIEGERT Honda	3	3 1'54.098 4 Casper PENNING Honda
2	4 1'54.189 7 Roman DURDIS Honda	5	5 1'54.240 79 Adam VYSKOCIL Honda	6	6 1'54.666 96 Swan EMPRI Honda
3	7 1'54.738 95 Jaylen KORPORAAL Honda	8	8 1'54.780 14 Danny HINKELMANN Honda	9	9 1'54.814 71 William KRZELJ Honda
4	10 1'54.923 17 Thias WENZEL Honda	11	11 1'54.959 93 Jason RUDOLPH Honda	12	12 1'55.141 10 Louis WOLFF Honda
5	13 1'55.333 88 Ruben NIJLAND Honda	14	14 1'55.485 6 Anton Rishede EILERSEN Honda	15	15 1'55.529 78 Tudor DEDEA Honda
6	16 1'55.713 24 Smilla GÖTTLICH Honda	17	17 1'55.816 2 Viktor CECH Honda	18	18 1'56.139 33 Levi FLIER Honda
7	19 1'56.288 72 Junior DESCHOUWER Honda	20	20 1'56.472 5 Tamas LUKACS Honda	21	21 1'56.626 58 Zenno BULTÉ Honda

The results are provisional until the end of the limit for protest and appeals.

Time limit for protest expires 60' after publication of the results - **Thomas KOCSIK** Time: **18:41**

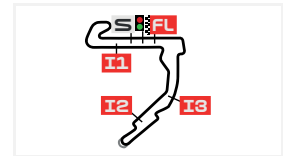
These data/results cannot be reproduced, stored and/or transmitted in whole or in part by any manner of electronic, mechanical, photocopying, recording, broadcasting or otherwise now known or herein after developed without the previous express consent by the copyright owner, except for reproduction in daily press and regular printed publications on sale to the public within 60 days of the event related to those data/results and always provided that copyright symbol appears together as follows below.

© MotoGP Sports Entertainment Group, 2026

OFFICIAL STARTING GRID

GRAND PRIX OF HUNGARY

RACE : 14 LAPS = 57.05 KM



Balaton Park Circuit

4,423 m.

8

22
1'57.459
54 Miro MASSON
Honda

23
1'57.663
41 Douwe DOUMNA
Honda

24
46 Domi PEKKANEN
Honda

The results are provisional until the end of the limit for protest and appeals.

Time limit for protest expires 60' after publication of the results - **Thomas KOCSIK** Time: **18:41**

These data/results cannot be reproduced, stored and/or transmitted in whole or in part by any manner of electronic, mechanical, photocopying, recording, broadcasting or otherwise now known or herein after developed without the previous express consent by the copyright owner, except for reproduction in daily press and regular printed publications on sale to the public within 60 days of the event related to those data/results and always provided that copyright symbol appears together as follows below.

© MotoGP Sports Entertainment Group, 2026