

Balaton Park Circuit 4075 m.

# CLASSIFICATION

## GRAND PRIX OF HUNGARY

### FREE PRACTICE NR. 2

#	Rider	Nation	Team	Motorcycle	Time	Lap Total	Gap	T. Speed
1	21 Anina URLASS	GER	MASS SPORTS Racing by JRP Motosport	HONDA	<b>1'53.286</b>	8 9		<b>189.4</b>
2	11 Robin SIEGERT	GER	Kiefer Racing	HONDA	<b>1'54.234</b>	11 11	0.948 0.948	<b>192.8</b>
3	79 Adam VYSKOCIL	CZE	AV79 racing team	HONDA	<b>1'55.137</b>	10 12	1.851 0.903	<b>188.1</b>
4	4 Casper PENNING	NED	MASS SPORTS Racing by JRP Motosport	HONDA	<b>1'55.663</b>	7 8	2.377 0.526	<b>189.1</b>
5	2 Viktor CECH	CZE	ZC RACING s.r.o.	HONDA	<b>1'55.692</b>	12 13	2.406 0.029	<b>189.4</b>
6	14 Danny HINKELMANN	GER	Hinkelmann DH 14 Racing	HONDA	<b>1'55.704</b>	12 12	2.418 0.012	<b>189.1</b>
7	6 Anton Rishede EILERSEN	DEN	ARE Racing	HONDA	<b>1'55.763</b>	7 13	2.477 0.059	<b>186.5</b>
8	88 Ruben NIJLAND	NED	RNL F Racing team	HONDA	<b>1'55.952</b>	9 12	2.666 0.189	<b>187.8</b>
9	71 William KRZELJ	FRA	KRZ RACING TEAM	HONDA	<b>1'56.084</b>	12 12	2.798 0.132	<b>183.3</b>
10	54 Miro MASSON	BEL	Junior Black Knights	HONDA	<b>1'56.295</b>	9 13	3.009 0.211	<b>190.4</b>
11	95 Jaylen KORPORAAL	NED	Jaylen Korporaal Racing	HONDA	<b>1'56.429</b>	13 13	3.143 0.134	<b>191.4</b>
12	96 Swan EMPRI	FRA	SWAN96	HONDA	<b>1'56.535</b>	12 12	3.249 0.106	<b>188.8</b>
13	33 Levi FLIER	NED	RNL F Racing team	HONDA	<b>1'56.673</b>	12 12	3.387 0.138	<b>187.1</b>
14	5 Tamas LUKACS	HUN	HRLF Promotion	HONDA	<b>1'56.722</b>	8 12	3.436 0.049	<b>188.1</b>
15	17 Thias WENZEL	GER	Team NSA	HONDA	<b>1'56.950</b>	4 12	3.664 0.228	<b>189.1</b>
16	10 Louis WOLFF	GER	Kiefer Racing	HONDA	<b>1'57.023</b>	8 13	3.737 0.073	<b>189.4</b>
17	24 Smilla GÖTTLICH	GER	Team Freudenberg - PALIGO Racing	HONDA	<b>1'57.028</b>	7 7	3.742 0.005	<b>188.4</b>
18	58 Zenno BULTÉ	BEL	Zenno58	HONDA	<b>1'57.084</b>	9 11	3.798 0.056	<b>185.8</b>
19	7 Roman DURDIS	CZE	FS12 Racing Team	HONDA	<b>1'57.191</b>	9 12	3.905 0.107	<b>187.8</b>
20	72 Junior DESCHOUWER	BEL	Junior Black Knights	HONDA	<b>1'57.399</b>	13 13	4.113 0.208	<b>190.1</b>
21	78 Tudor DEDEA	GER	Tudor Racing	HONDA	<b>1'57.670</b>	11 12	4.384 0.271	<b>189.8</b>
22	93 Jason RUDOLPH	GER	Racingteam Rudolph	HONDA	<b>1'58.315</b>	2 2	5.029 0.645	<b>187.5</b>
23	41 Douwe DOUMNA	NED	Douma Racing	HONDA	<b>1'59.091</b>	2 2	5.805 0.776	<b>186.2</b>
<b>Not classified</b>								
	46 Domi PEKKANEN	FIN	DPR Team	HONDA				

Practice condition: **Dry**

Air: 19°

Humidity: 58%

Ground: 29°

<b>Fastest Lap:</b>	Lap: 8	<b>Anina URLASS</b>	<b>1'53.286</b>	129.4 Km/h
---------------------	--------	---------------------	-----------------	------------

The results are provisional until the end of the limit for protest and appeals.

Time limit for protest expires 60' after publication of the results - ..... Time: **17:06**

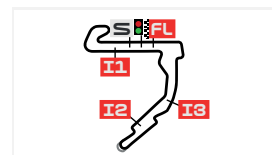
These data/results cannot be reproduced, stored and/or transmitted in whole or in part by any manner of electronic, mechanical, photocopying, recording, broadcasting or otherwise now known or herein after developed without the previous express consent by the copyright owner, except for reproduction in daily press and regular printed publications on sale to the public within 60 days of the event related to those data/results and always provided that copyright symbol appears together as follows below.

© MotoGP Sports Entertainment Group, 2026

# TOP SPEED & AVERAGE

## GRAND PRIX OF HUNGARY

### FREE PRACTICE NR. 2



Balaton Park Circuit

4075 m.

#	Rider	Nation	Motorcycle	Top 5 speeds					Average	Top
11	Robin SIEGERT	GER	HONDA	192.8	191.1	190.4	190.4	190.4	191.0	<b>192.8</b>
95	Jaylen KORPORAAL	NED	HONDA	191.4	191.4	191.1	191.1	190.1	190.9	<b>191.4</b>
54	Miro MASSON	BEL	HONDA	190.4	190.1	189.4	189.1	188.1	189.4	<b>190.4</b>
72	Junior DESCHOUWER	BEL	HONDA	190.1	189.8	189.4	189.4	189.1	189.6	<b>190.1</b>
78	Tudor DEDEA	GER	HONDA	189.8	187.8	185.5	185.5	185.5	186.8	<b>189.8</b>
2	Viktor CECH	CZE	HONDA	189.4	187.8	186.8	186.5	186.2	186.9	<b>189.4</b>
10	Louis WOLFF	GER	HONDA	189.4	189.1	188.1	187.1	187.1	188.2	<b>189.4</b>
21	Anina URLASS	GER	HONDA	189.4	189.1	188.8	188.4	187.8	188.7	<b>189.4</b>
4	Casper PENNING	NED	HONDA	189.1	188.8	188.8	188.8	188.4	188.8	<b>189.1</b>
14	Danny HINKELMANN	GER	HONDA	189.1	188.4	187.8	187.5	186.8	187.9	<b>189.1</b>
17	Thias WENZEL	GER	HONDA	189.1	188.8	188.1	188.1	187.5	188.3	<b>189.1</b>
96	Swan EMPRIN	FRA	HONDA	188.8	188.4	188.1	187.8	186.5	187.9	<b>188.8</b>
24	Smilla GÖTTLICH	GER	HONDA	188.4	186.2	186.2	185.8	184.6	186.2	<b>188.4</b>
5	Tamas LUKACS	HUN	HONDA	188.1	188.1	187.5	187.1	186.8	187.5	<b>188.1</b>
79	Adam VYSKOCIL	CZE	HONDA	188.1	188.1	186.8	186.8	186.5	187.3	<b>188.1</b>
7	Roman DURDIS	CZE	HONDA	187.8	187.1	187.1	187.1	186.8	187.2	<b>187.8</b>
88	Ruben NIJLAND	NED	HONDA	187.8	187.5	187.1	186.5	186.2	187.0	<b>187.8</b>
93	Jason RUDOLPH	GER	HONDA	187.5					187.5	<b>187.5</b>
33	Levi FLIER	NED	HONDA	187.1	186.8	186.8	186.5	185.8	186.6	<b>187.1</b>
6	Anton Rishede EILERSEN	DEN	HONDA	186.5	185.2	183.6	183.6	183.3	184.0	<b>186.5</b>
41	Douwe DOUMNA	NED	HONDA	186.2	184.9				185.6	<b>186.2</b>
58	Zenno BULTÉ	BEL	HONDA	185.8	185.5	185.5	184.9	184.9	185.3	<b>185.8</b>
71	William KRZELJ	FRA	HONDA	183.3	182.7	182.4	182.1	182.1	182.5	<b>183.3</b>

These data/results cannot be reproduced, stored and/or transmitted in whole or in part by any manner of electronic, mechanical, photocopying, recording, broadcasting or otherwise now known or herein after developed without the previous express consent by the copyright owner, except for reproduction in daily press and regular printed publications on sale to the public within 60 days of the event related to those data/results and always provided that copyright symbol appears together as follows below.

© MotoGP Sports Entertainment Group, 2026

**BEST PARTIAL TIMES**  
**GRAND PRIX OF HUNGARY**  
**FREE PRACTICE NR. 2**



Balaton Park Circuit 4075 m.

*IT* Ideal Lap Time, sum of the best partial times

*BT* Best Lap Time

Pos	T1		T2		T3		T4		Pos	Rider	IT	BT	
	Rider	Time	Rider	Time	Rider	Time	Rider	Time					
1	A.URLASS	33.903	J.KORPORAAL	26.837	A.URLASS	30.861	A.URLASS	21.541	1	A.URLASS	1'53.167	1'53.286	(1)
2	<b>R.SIEGERT</b>	<b>34.237</b>	<b>R.SIEGERT</b>	<b>26.852</b>	<b>R.SIEGERT</b>	<b>31.283</b>	<b>R.SIEGERT</b>	<b>21.746</b>	2	R.SIEGERT	1'54.118	1'54.234	(2)
3	D.HINKELMANN	34.452	A.URLASS	26.862	A.VYSKOCIL	31.319	A.VYSKOCIL	21.941	3	A.VYSKOCIL	1'54.889	1'55.137	(3)
4	<b>A.VYSKOCIL</b>	<b>34.595</b>	<b>D.HINKELMANN</b>	<b>26.878</b>	<b>C.PENNINGS</b>	<b>31.439</b>	<b>S.EMPRIN</b>	<b>22.051</b>	4	D.HINKELMANN	1'55.146	1'55.704	(6)
5	V.CECH	34.630	A.VYSKOCIL	27.034	V.CECH	31.483	A.EILERSEN	22.080	5	J.KORPORAAL	1'55.475	1'56.429	(11)
6	<b>M.MASSON</b>	<b>34.689</b>	<b>A.EILERSEN</b>	<b>27.061</b>	<b>W.KRZELJ</b>	<b>31.551</b>	<b>V.CECH</b>	<b>22.112</b>	6	A.EILERSEN	1'55.529	1'55.763	(7)
7	A.EILERSEN	34.719	R.NIJLAND	27.134	R.NIJLAND	31.626	J.KORPORAAL	22.139	7	C.PENNINGS	1'55.656	1'55.663	(4)
8	<b>L.FLIER</b>	<b>34.729</b>	<b>C.PENNINGS</b>	<b>27.237</b>	<b>S.EMPRIN</b>	<b>31.635</b>	<b>D.HINKELMANN</b>	<b>22.163</b>	8	V.CECH	1'55.663	1'55.692	(5)
9	R.NIJLAND	34.765	S.EMPRIN	27.269	T.LUKACS	31.653	C.PENNINGS	22.166	9	R.NIJLAND	1'55.781	1'55.952	(8)
10	<b>T.WENZEL</b>	<b>34.797</b>	<b>W.KRZELJ</b>	<b>27.273</b>	<b>D.HINKELMANN</b>	<b>31.653</b>	<b>L.FLIER</b>	<b>22.187</b>	10	S.EMPRIN	1'55.797	1'56.535	(12)
11	J.KORPORAAL	34.809	L.FLIER	27.401	A.EILERSEN	31.669	M.MASSON	22.215	11	W.KRZELJ	1'56.070	1'56.084	(9)
12	<b>C.PENNINGS</b>	<b>34.814</b>	<b>R.DURDIS</b>	<b>27.402</b>	<b>J.KORPORAAL</b>	<b>31.690</b>	<b>W.KRZELJ</b>	<b>22.244</b>	12	L.FLIER	1'56.223	1'56.673	(13)
13	S.EMPRIN	34.842	V.CECH	27.438	S.GÖTTLICH	31.806	R.NIJLAND	22.256	13	M.MASSON	1'56.246	1'56.295	(10)
14	<b>T.LUKACS</b>	<b>34.877</b>	<b>T.DEDEA</b>	<b>27.459</b>	<b>M.MASSON</b>	<b>31.824</b>	<b>S.GÖTTLICH</b>	<b>22.262</b>	14	T.LUKACS	1'56.373	1'56.722	(14)
15	L.WOLFF	34.892	M.MASSON	27.518	T.WENZEL	31.884	Z.BULTÉ	22.276	15	T.WENZEL	1'56.532	1'56.950	(15)
16	<b>T.DEDEA</b>	<b>34.960</b>	<b>L.WOLFF</b>	<b>27.525</b>	<b>L.FLIER</b>	<b>31.906</b>	<b>T.LUKACS</b>	<b>22.286</b>	16	L.WOLFF	1'56.817	1'57.023	(16)
17	W.KRZELJ	35.002	T.WENZEL	27.554	R.DURDIS	31.966	T.WENZEL	22.297	17	J.DESCHOUWER	1'56.899	1'57.399	(20)
18	<b>J.DESCHOUWE</b>	<b>35.002</b>	<b>T.LUKACS</b>	<b>27.557</b>	<b>J.DESCHOUWE</b>	<b>31.981</b>	<b>L.WOLFF</b>	<b>22.331</b>	18	Z.BULTÉ	1'57.014	1'57.084	(18)
19	Z.BULTÉ	35.064	J.DESCHOUWER	27.580	Z.BULTÉ	31.990	J.DESCHOUWER	22.336	19	S.GÖTTLICH	1'57.028	1'57.028	(17)
20	<b>S.GÖTTLICH</b>	<b>35.187</b>	<b>Z.BULTÉ</b>	<b>27.684</b>	<b>L.WOLFF</b>	<b>32.069</b>	<b>J.RUDOLPH</b>	<b>22.342</b>	20	T.DEDEA	1'57.043	1'57.670	(21)
21	R.DURDIS	35.445	S.GÖTTLICH	27.773	D.DOUMNA	32.135	R.DURDIS	22.345	21	R.DURDIS	1'57.158	1'57.191	(19)
22	<b>D.DOUMNA</b>	<b>35.451</b>	<b>J.RUDOLPH</b>	<b>27.898</b>	<b>T.DEDEA</b>	<b>32.157</b>	<b>T.DEDEA</b>	<b>22.467</b>	22	J.RUDOLPH	1'58.276	1'58.315	(22)
23	J.RUDOLPH	35.869	D.DOUMNA	27.960	J.RUDOLPH	32.167	D.DOUMNA	22.787	23	D.DOUMNA	1'58.333	1'59.091	(23)

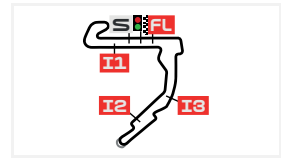
These data/results cannot be reproduced, stored and/or transmitted in whole or in part by any manner of electronic, mechanical, photocopying, recording, broadcasting or otherwise now known or herein after developed without the previous express consent by the copyright owner, except for reproduction in daily press and regular printed publications on sale to the public within 60 days of the event related to those data/results and always provided that copyright symbol appears together as follows below.

© MotoGP Sports Entertainment Group, 2026

# FASTEST LAPS SEQUENCE

## GRAND PRIX OF HUNGARY

### FREE PRACTICE NR. 2



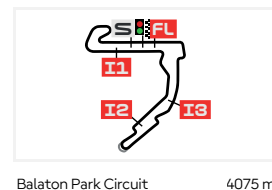
Balaton Park Circuit

4075 m.

<i>Practice Time</i>	<i>#</i>	<i>Rider</i>	<i>Nation</i>	<i>Motorcycle</i>	<i>Time</i>	<i>Km/h</i>	<i>Rider's Lap</i>
<b>4'10.893</b>	88	<b>Ruben NIJLAND</b>	NED	HONDA	<b>1'58.758</b>	123.5	2
<b>4'15.151</b>	2	<b>Viktor CECH</b>	CZE	HONDA	<b>1'58.224</b>	124.0	2
<b>4'22.935</b>	96	<b>Swan EMPRIN</b>	FRA	HONDA	<b>1'58.140</b>	124.1	2
<b>5'35.137</b>	79	<b>Adam VYSKOCIL</b>	CZE	HONDA	<b>1'56.052</b>	126.4	2
<b>8'46.729</b>	21	<b>Anina URLASS</b>	GER	HONDA	<b>1'55.243</b>	127.2	4
<b>10'40.733</b>	21	<b>Anina URLASS</b>	GER	HONDA	<b>1'54.004</b>	128.6	5
<b>12'34.439</b>	21	<b>Anina URLASS</b>	GER	HONDA	<b>1'53.706</b>	129.0	6
<b>14'27.786</b>	21	<b>Anina URLASS</b>	GER	HONDA	<b>1'53.347</b>	129.4	7
<b>16'21.072</b>	21	<b>Anina URLASS</b>	GER	HONDA	<b>1'53.286</b>	129.4	8

These data/results cannot be reproduced, stored and/or transmitted in whole or in part by any manner of electronic, mechanical, photocopying, recording, broadcasting or otherwise now known or herein after developed without the previous express consent by the copyright owner, except for reproduction in daily press and regular printed publications on sale to the public within 60 days of the event related to those data/results and always provided that copyright symbol appears together as follows below.

© MotoGP Sports Entertainment Group, 2026



# CHRONOLOGICAL ANALYSIS OF PERFORMANCES

## GRAND PRIX OF HUNGARY

### FREE PRACTICE NR. 2

\* Lap / Sector time cancelled  
P Crossing the finish line in pit lane

T1 Time from finish line to 1st intermediate  
T2 Time from 1st intermed. to 2nd intermed.

T3 Time from 2nd intermed. to 3rd intermed.  
T4 Time from 3rd intermediate to finish line

Lap	Lap Time	T1	T2	T3	T4	Speed
<b>1st</b>	<b>21</b>	<b>Anina URLASS</b>		MASS SPORTS Racing b GER		
		Runs=2	Total laps=9	Full laps=6	Valid laps=5	
1	2'36.660 P	36.449	30.279	34.675	30.438	
2	2'17.397	32.892	27.797	31.899	22.097	
3	1'57.429 *	36.304 *	27.316	31.630	22.179 *	187.1
4	<b>1'55.243</b>	34.787	27.383	31.259	21.814	185.5
5	<b>1'54.004</b>	34.276	26.936	31.175	21.617	189.4
6	<b>1'53.706</b>	34.101	26.951	31.059	21.595	188.8
7	<b>1'53.347</b>	34.083	26.862	30.861	21.541	187.8
8	<b>1'53.286</b>	33.903	26.863	30.969	21.551	189.1
9	2'03.127 P	33.964	26.870	31.607 *	30.686	188.4

Lap	Lap Time	T1	T2	T3	T4	Speed
<b>2nd</b>	<b>11</b>	<b>Robin SIEGERT</b>		Kiefer Racing GER		
		Runs=3	Total laps=11	Full laps=6	Valid laps=6	
1	2'29.290	38.843	30.238	35.031	23.607	
2	2'08.875 P	36.448	27.877	31.874	32.676	191.1
3	2'31.574	32.434	27.717	31.918	22.097	
4	<b>1'55.484</b>	34.574	27.329	31.677	21.904	190.4
5	<b>1'54.958</b>	34.354	27.215	31.515	21.874	189.4
6	<b>1'54.918</b>	34.434	27.052	31.616	21.816	188.4
7	2'03.854 P	34.599	27.163	32.046	30.046	190.4
8	5'15.438	36.749	28.057	34.539	24.034	
9	<b>1'56.915</b>	34.713	28.140	32.316	21.746	190.1
10	<b>1'55.277</b>	34.279	26.852	31.704	22.442	190.4
11	<b>1'54.234</b>	34.237	26.888	31.283	21.826	192.8

Lap	Lap Time	T1	T2	T3	T4	Speed
<b>3rd</b>	<b>79</b>	<b>Adam VYSKOCIL</b>		AV79 racing team CZE		
		Runs=2	Total laps=12	Full laps=9	Valid laps=7	
1	3'39.085	34.117	27.703	32.407	22.572	
2	<b>1'56.052</b>	35.009	27.223	31.622	22.198	183.9
3	<b>1'56.670</b>	35.055	27.277	31.902	22.436	183.9
4	<b>1'55.607</b>	34.760	27.137	31.662	22.048	185.5
5	<b>1'55.594</b>	34.832	27.294	31.527	21.941	186.8
6	<b>1'55.345</b>	34.595	27.067	31.456	22.227	186.8
7	<b>1'55.408</b>	34.756	27.034	31.482	22.136	185.2
8	2'07.827 P	34.949	28.077	33.056	31.745	186.2
9	2'58.445	34.384	27.926	32.032	22.096	
10	<b>1'55.137</b>	34.753	27.064	31.319	22.001	188.1
11	1'56.149 *	34.653	27.143	32.061	22.292 *	188.1
12	1'58.033 *	34.721	27.113	33.846 *	22.353	186.5

Lap	Lap Time	T1	T2	T3	T4	Speed
<b>4th</b>	<b>4</b>	<b>Casper PENNINGNS</b>		MASS SPORTS Racing b NED		
		Runs=2	Total laps=8	Full laps=5	Valid laps=4	

Lap	Lap Time	T1	T2	T3	T4	Speed
1	2'37.307 P	33.511	29.995	34.185	30.592	
2	2'18.260	32.173	27.765	32.125	22.645	
3	1'57.150 *	35.485 *	27.381	31.734	22.550 *	188.4
4	<b>1'56.213</b>	34.972	27.340	31.678	22.223	188.8
5	<b>1'56.554</b>	35.077	27.507	31.620	22.350	189.1
6	<b>1'56.162</b>	34.814	27.398	31.764	22.186	188.8
7	<b>1'55.663</b>	34.821	27.237	31.439	22.166	188.8
8	2'11.935 P	38.864	27.937	33.191	31.943	188.1

Lap	Lap Time	T1	T2	T3	T4	Speed
<b>5th</b>	<b>2</b>	<b>Viktor CECH</b>		ZC RACING s.r.o. CZE		
		Runs=2	Total laps=13	Full laps=10	Valid laps=10	
1	2'16.927 *	33.525	28.242	33.037 *	22.888	
2	<b>1'58.224</b>	35.651	27.905	32.044	22.624	185.8
3	<b>1'57.146</b>	34.962	27.801	31.937	22.446	189.4
4	<b>1'57.898</b>	34.952	27.593	32.859	22.494	185.5
5	<b>1'56.787</b>	34.790	27.684	31.976	22.337	187.8
6	2'07.833 P	37.800	28.096	32.404	29.533	186.5
7	2'25.201 *	34.045	29.832	33.713 *	22.952	
8	<b>2'00.928</b>	35.748	28.063	33.924	23.193	186.2
9	<b>1'56.731</b>	34.980	27.648	31.770	22.333	185.5
10	<b>1'56.402</b>	34.812	27.657	31.721	22.212	186.2
11	<b>1'56.163</b>	34.737	27.563	31.609	22.254	186.8
12	<b>1'55.692</b>	34.659	27.438	31.483	22.112	186.2
13	<b>1'58.272</b>	34.630	28.297	32.465	22.880	186.2

Lap	Lap Time	T1	T2	T3	T4	Speed
<b>6th</b>	<b>14</b>	<b>Danny HINKELMANN</b>		Hinkelmann DH 14 Raci GER		
		Runs=2	Total laps=12	Full laps=9	Valid laps=6	
1	2'28.252	36.123	30.569	33.937	22.368	
2	2'01.588 *	35.982	27.693	34.955	22.958 *	186.2
3	1'57.690 *	35.987	27.447	32.064	22.192 *	163.8
4	<b>1'56.216</b>	34.625	27.563	31.803	22.225	187.5
5	<b>1'55.960</b>	34.452	27.348	31.997	22.163	187.8
6	2'12.153 P	34.611	31.195	32.681 *	33.666	189.1
7	3'54.280	38.667	27.792	32.069	22.406	
8	<b>1'56.290</b>	34.866	27.368	31.867	22.189	186.5
9	<b>1'56.798</b>	34.798	27.599	32.040	22.361	185.8
10	<b>1'55.823</b>	34.745	27.104	31.653	22.321	186.8
11	1'56.861 *	35.395 *	27.525	31.952 *	21.989 *	183.6
12	<b>1'55.704</b>	34.503	26.878	31.941	22.382	188.4

Lap	Lap Time	T1	T2	T3	T4	Speed
<b>7th</b>	<b>6</b>	<b>Anton Rishede EILERSE</b>		ARE Racing DEN		
		Runs=2	Total laps=13	Full laps=10	Valid laps=8	
1	2'27.047	35.307	29.754	32.706	22.521	

**Fastest Lap:** Anina URLASS GER S SPORTS Racing by JRP Motosport **1'53.286** 33.903 26.863 30.969 21.551

These data/results cannot be reproduced, stored and/or transmitted in whole or in part by any manner of electronic, mechanical, photocopying, recording, broadcasting or otherwise now known or herein after developed without the previous express consent by the copyright owner, except for reproduction in daily press and regular printed publications on sale to the public within 60 days of the event related to those data/results and always provided that copyright symbol appears together as follows below.

© MotoGP Sports Entertainment Group, 2026

## Free Practice Nr. 2

M4N™

Lap	Lap Time	T1	T2	T3	T4	Speed
2	2'11.553 P	35.514	27.509	33.355 *	35.175	183.3
3	2'46.860	33.160	27.656	31.974	22.492	
4	1'59.350 *	34.860	27.671	34.323 *	22.496	183.0
5	1'56.621	35.026	27.372	32.095	22.128	183.3
6	1'57.073	35.068	27.302	32.254	22.449	182.1
7	1'55.763	34.924	27.061	31.698	22.080	186.5
8	1'56.338	34.719	27.642	31.860	22.117	185.2
9	1'56.259	35.098	27.312	31.669	22.180	183.0
10	2'00.504 *	34.975	27.465	35.780 *	22.284	183.3
11	1'56.339	35.065	27.104	31.916	22.254	183.6
12	1'56.220	34.878	27.359	31.765	22.218	183.6
13	1'56.117	34.919	27.315	31.706	22.177	183.3

8th	88	Ruben NIJLAND	RNL F Racing team	NED		
Runs=3	Total laps=12	Full laps=7	Valid laps=5			
1	2'12.135	34.999	27.830	32.420	22.789	
2	1'58.758	35.947	27.513	32.648	22.650	185.2
3	1'57.523 *	35.188	27.583	32.300	22.452 *	184.9
4	2'03.257	35.692	29.432	35.548	22.585	184.6
5	1'56.484 *	35.002	27.501	31.874	22.107 *	187.8
6	2'07.449 P	35.348	28.428	32.101	31.572	187.1
7	3'00.060 *	33.410	27.278	30.734 *	22.440 *	
8	1'55.999	34.983	27.134	31.626	22.256	184.3
9	1'55.952	34.765	27.227	31.701	22.259	186.5
10	2'13.322 P	34.841	27.236	39.949 *	31.296	186.2
11	2'47.311	34.843	30.802	36.821	22.415	
12	1'57.612	34.940	27.304	33.017	22.351	187.5

9th	71	William KRZELJ	KRZ RACING TEAM	FRA		
Runs=2	Total laps=12	Full laps=9	Valid laps=7			
1	2'22.154 *	35.020	28.627	33.332 *	23.109	
2	1'59.259	35.586	27.838	33.040	22.795	181.8
3	1'59.046 *	35.742	28.272	32.163	22.869 *	181.5
4	1'57.686	35.175	27.584	32.145	22.782	180.6
5	1'58.296	35.117	28.510	32.036	22.633	182.7
6	2'10.218 P	35.632	27.885	32.192	34.509	181.2
7	3'05.081	33.194	28.797	32.471	22.861	
8	1'57.805	35.204	27.915	31.948	22.738	182.1
9	1'57.419	35.250	27.974	31.798	22.397	182.1
10	1'56.700	35.054	27.616	31.576	22.454	182.1
11	1'56.181 *	35.002	27.453	31.594	22.132 *	182.4
12	1'56.084	35.016	27.273	31.551	22.244	183.3

10th	54	Miro MASSON	Junior Black Knights	BEL		
Runs=1	Total laps=13	Full laps=12	Valid laps=5			
1	2'22.837	34.725	28.702	32.910	22.897	
2	1'59.017	35.461	27.760	32.818	22.978	186.8
3	1'59.048 *	35.708	28.199	32.573	22.568 *	189.4
4	1'57.644	35.143	27.738	32.227	22.536	188.1
5	2'01.916 *	34.897	28.101	35.806 *	23.112	189.1
6	1'57.525	35.157	27.669	32.175	22.524	187.8
7	1'57.795 *	34.896	27.728	32.412 *	22.759	190.4
8	2'00.153 *	36.003	29.154	32.406 *	22.590	186.2
9	1'56.295	34.738	27.518	31.824	22.215	187.8
10	2'02.663 *	34.812	27.910	35.617 *	24.324	187.5

Lap	Lap Time	T1	T2	T3	T4	Speed
11	1'57.433	34.689	27.749	32.770	22.225	190.1
12	2'01.550 *	34.970	29.192	34.511 *	22.877 *	187.1
13	1'58.694 *	34.792	27.612	32.790 *	23.500	186.5

11th	95	Jaylen KORPORAAL	Jaylen Korporaal Racing	NED		
Runs=2	Total laps=13	Full laps=10	Valid laps=8			
1	2'29.598	34.089	30.152	34.262	23.100	
2	1'58.217	35.604	27.816	32.195	22.602	191.4
3	1'57.748 *	35.420	27.594	32.065	22.669 *	191.1
4	1'56.714	35.306	27.026	32.160	22.222	190.1
5	1'56.548	34.847	27.213	32.193	22.295	191.4
6	1'59.003 *	34.871	26.993	34.535 *	22.604	190.1
7	2'07.362 P	35.276	27.814	32.312	31.960	191.1
8	2'25.798	33.882	28.510	33.998	22.753	
9	1'59.158	35.852	28.386	32.626	22.294	181.8
10	1'56.772	35.152	27.300	32.092	22.228	186.2
11	1'58.987	35.132	27.455	33.815	22.585	188.8
12	1'56.453	35.196	27.366	31.690	22.201	187.5
13	1'56.429	34.809	26.837	32.644	22.139	189.1

12th	96	Swan EMPRIN	SWAN96	FRA		
Runs=2	Total laps=12	Full laps=9	Valid laps=5			
1	2'24.795	35.202	28.860	32.638	22.730	
2	1'58.140	35.761	27.665	32.072	22.642	188.1
3	2'01.328 *	35.349	27.844	34.269	23.866 *	185.8
4	1'57.914 *	35.452 *	27.755	32.037	22.670	183.9
5	1'57.096	35.306	27.517	31.657	22.616	185.5
6	1'56.633	34.842	27.459	31.967	22.365	188.8
7	2'00.340 *	34.899	27.269	34.073 *	24.099	186.5
8	2'09.442 P	35.170	27.757	36.321 *	30.194	187.8
9	4'26.103 *	37.496	28.273	31.869 *	22.389	
10	1'56.772 *	35.258	27.630	31.622 *	22.262	185.2
11	1'57.432	35.258	27.677	32.041	22.456	188.4
12	1'56.535	35.433	27.416	31.635	22.051	185.2

13th	33	Levi FLIER	RNL F Racing team	NED		
Runs=2	Total laps=12	Full laps=9	Valid laps=7			
1	2'18.424	33.700	27.942	32.375	22.654	
2	1'57.517 *	35.066	27.766	32.297 *	22.388	186.5
3	1'56.741	34.729	27.675	32.030	22.307	187.1
4	1'56.750	34.978	27.401	32.048	22.323	186.8
5	1'59.743	38.041	27.574	31.941	22.187	185.8
6	2'05.239 P	35.092	27.519	32.038	30.590	186.8
7	3'10.291 *	35.943	29.638	36.193 *	23.797	
8	1'57.332	35.070	27.712	32.103	22.447	183.9
9	1'57.080	34.951	27.753	31.906	22.470	184.6
10	1'56.754	34.763	27.682	31.991	22.318	184.6
11	1'56.824 *	34.889 *	27.527	32.045	22.363	184.9
12	1'56.673	34.829	27.469	32.011	22.364	185.2

14th	5	Tamas LUKACS	HRLF Promotion	HUN		
Runs=2	Total laps=12	Full laps=9	Valid laps=4			
1	2'30.676	36.074	31.010	33.967	23.671	
2	1'58.164	35.228	28.116	32.177	22.643	185.8
3	1'57.641 *	35.288	27.690	32.266	22.397 *	185.8

**Fastest Lap:** Anina URLASS GER S SPORTS Racing by JRP Motosport **1'53.286** 33.903 26.863 30.969 21.551

These data/results cannot be reproduced, stored and/or transmitted in whole or in part by any manner of electronic, mechanical, photocopying, recording, broadcasting or otherwise now known or herein after developed without the previous express consent by the copyright owner, except for reproduction in daily press and regular printed publications on sale to the public within 60 days of the event related to those data/results and always provided that copyright symbol appears together as follows below.

© MotoGP Sports Entertainment Group, 2026

## Free Practice Nr. 2

M4N™

Lap	Lap Time	T1	T2	T3	T4	Speed
4	<b>1'58.510</b>	36.317	27.613	32.197	22.383	188.1
5	1'56.550 *	35.031	27.603	31.876	22.040 *	185.8
6	2'08.800 P	36.313	27.799	32.362	32.326	187.5
7	3'44.837	39.674	28.170	32.165	22.505	
8	<b>1'56.722</b>	34.958	27.557	31.859	22.348	184.9
9	2'01.793 *	36.147	28.348	33.574 *	23.724 *	188.1
10	1'59.315 *	35.143	28.118	33.647 *	22.407	185.8
11	<b>1'57.196</b>	34.983	28.060	31.867	22.286	186.8
12	1'58.492 *	34.877	27.638	31.653	24.324 *	187.1

15th	17	Thias WENZEL	Team NSA	GER		
Runs=2	Total laps=12	Full laps=8	Valid laps=4			
1	2'28.523	35.583	30.131	34.005	22.712	
2	1'58.988 *	36.000	27.950 *	32.484	22.554	188.8
3	1'58.648 *	36.102	27.871	32.138	22.537 *	186.2
4	<b>1'56.950</b>	35.149	27.583	31.895	22.323	188.1
5	1'57.356 *	34.797	27.554	31.985	23.020 *	189.1
6	1'56.890 *	34.854 *	27.624	32.041	22.371	187.1
7	<b>1'57.005</b>	34.859	27.704	32.145	22.297	188.1
8	<b>1'57.076</b>	35.068	27.724	31.884	22.400	187.5
9	2'07.895 P	34.994	28.035	33.134	31.732	186.5
10	3'26.931 *	33.962	28.017	31.836 *	22.329	
11	<b>1'57.235</b>	35.114	27.696	31.998	22.427	186.5
12	2'09.102 P	35.058	28.004	32.268	33.772	185.8

16th	10	Louis WOLFF	Kiefer Racing	GER		
Runs=1	Total laps=13	Full laps=12	Valid laps=10			
1	2'21.512 *	33.837	28.430	34.024 *	23.006	
2	<b>2'00.108</b>	35.453	28.510	33.052	23.093	184.9
3	2'00.083 *	35.651	28.524	33.115	22.793 *	188.1
4	<b>1'59.208</b>	35.421	27.851	33.176	22.760	186.2
5	<b>1'58.091</b>	35.156	27.900	32.419	22.616	185.8
6	<b>1'57.742</b>	34.994	27.525	32.755	22.468	189.1
7	<b>1'58.332</b>	35.268	27.820	32.913	22.331	185.2
8	<b>1'57.023</b>	35.089	27.533	32.069	22.332	185.5
9	<b>1'57.649</b>	34.892	28.060	32.227	22.470	189.4
10	1'59.509 *	34.917	27.672	34.304 *	22.616	187.1
11	<b>1'58.708</b>	35.751	28.147	32.193	22.617	181.2
12	<b>1'58.444</b>	35.475	27.637	32.678	22.654	183.9
13	<b>1'57.804</b>	35.335	27.652	32.328	22.489	187.1

17th	24	Smilla GÖTTLICH	Team Freudenberg - P	GER		
Runs=2	Total laps=7	Full laps=4	Valid laps=5			
1	2'24.742	35.448	28.823	32.583	22.849	
2	<b>1'58.361</b>	35.493	28.017	32.416	22.435	186.2
	unfinished					188.4
3	1'58.258 *	34.601 *	28.693	32.367	22.597	
4	<b>1'58.045</b>	35.656	27.775	32.110	22.504	183.6
5	1'59.379 *	35.349	29.109	32.378 *	22.543	185.8
6	<b>1'57.580</b>	35.187	27.977	32.018	22.398	184.6
7	<b>1'57.028</b>	35.187	27.773	31.806	22.262	186.2

18th	58	Zenno BULTÉ	Zenno58	BEL		
Runs=2	Total laps=11	Full laps=8	Valid laps=4			
1	2'39.684 *	34.769	29.200	33.269 *	22.689	

Lap	Lap Time	T1	T2	T3	T4	Speed
2	1'57.853 *	35.397	27.960	31.841 *	22.655	184.9
3	2'01.180 *	36.172 *	30.296	32.230 *	22.482 *	184.6
4	2'17.055 *			33.195 *	22.541	184.9
5	1'57.306 *	35.456 *	28.011	31.495 *	22.344	185.5
6	<b>1'57.809</b>	35.119	27.935	32.479	22.276	183.6
7	2'09.062 P	35.327	27.778	34.077 *	31.880	185.8
8	4'28.572	34.849	28.089	32.183	22.379	
9	<b>1'57.084</b>	35.064	27.726	31.990	22.304	183.9
10	<b>1'57.711</b>	35.378	27.753	32.235	22.345	185.5
11	<b>1'57.619</b>	35.468	27.684	32.186	22.281	182.7

19th	7	Roman DURDIS	FS12 Racing Team	CZE		
Runs=2	Total laps=12	Full laps=8	Valid laps=6			
1	2'42.420 *	35.372	29.129	36.089 *	22.826	
2	<b>1'58.174</b>	35.575	27.729	32.460	22.410	185.2
3	1'58.136 *	35.509 *	27.472	32.176	22.979 *	187.1
4	<b>1'58.768</b>	36.118	27.659	32.437	22.554	184.9
5	<b>1'57.851</b>	35.500	27.693	32.108	22.550	186.8
6	2'07.140 P	35.900	27.521	32.135	31.584	186.2
7	4'08.261	34.350	28.375	33.944	22.831	
8	2'01.292 *	36.029	28.186	34.569 *	22.508	185.2
9	<b>1'57.191</b>	35.445	27.435	31.966	22.345	185.5
10	<b>1'59.090</b>	36.166	27.631	32.702	22.591	187.1
11	<b>1'57.579</b>	35.515	27.402	32.219	22.443	187.1
12	2'07.248 P	35.586	27.642	32.053	31.967	187.8

20th	72	Junior DESCHOUWER	Junior Black Knights	BEL		
Runs=1	Total laps=13	Full laps=12	Valid laps=9			
1	2'19.183 *	33.694	28.703	33.878 *	22.883	
2	<b>1'59.493</b>	35.457	28.250	32.749	23.037	189.8
3	1'59.715 *	35.661	28.079	32.853	23.122 *	187.5
4	<b>1'58.887</b>	35.611	27.871	32.603	22.802	186.2
5	<b>2'00.169</b>	35.660	29.122	32.572	22.815	188.1
6	<b>1'58.117</b>	35.165	27.768	32.147	23.037	189.4
7	<b>1'58.760</b>	36.014	27.726	32.321	22.699	187.5
8	1'57.580 *	35.439 *	27.745	31.981	22.415	188.1
9	<b>1'57.472</b>	35.002	27.980	32.070	22.420	190.1
10	2'01.592 *	35.261	28.332	33.445	24.554 *	188.1
11	<b>1'58.494</b>	35.561	28.090	32.149	22.694	187.1
12	<b>1'57.978</b>	35.061	27.764	32.609	22.544	189.1
13	<b>1'57.399</b>	35.088	27.580	32.395	22.336	189.4

21st	78	Tudor DEDEA	Tudor Racing	GER		
Runs=2	Total laps=12	Full laps=9	Valid laps=5			
1	2'28.663	32.678	29.643	34.034	22.682	
2	<b>1'58.175</b>	35.228	27.907	32.236	22.804	189.8
3	1'58.326 *	35.667	27.629	32.157	22.873 *	185.5
4	2'02.783 *	36.524	27.459	35.593 *	23.207	184.9
5	1'58.193 *	35.226	27.671	32.474 *	22.822	183.6
6	2'06.068 P	35.165	27.793	32.308	30.802	183.6
7	3'41.852	36.785	28.197	32.195	22.467	
8	<b>1'57.719</b>	34.960	27.556	32.511	22.692	184.6
9	<b>1'57.756</b>	35.047	27.841	32.398	22.470	185.5
10	<b>1'58.920</b>	35.405	28.403	32.524	22.588	187.8
11	<b>1'57.670</b>	35.386	27.476	32.224	22.584	185.5

**Fastest Lap:** Anina URLASS GER S SPORTS Racing by JRP Motosport **1'53.286** 33.903 26.863 30.969 21.551

These data/results cannot be reproduced, stored and/or transmitted in whole or in part by any manner of electronic, mechanical, photocopying, recording, broadcasting or otherwise now known or herein after developed without the previous express consent by the copyright owner, except for reproduction in daily press and regular printed publications on sale to the public within 60 days of the event related to those data/results and always provided that copyright symbol appears together as follows below.

© MotoGP Sports Entertainment Group, 2026

## Free Practice Nr. 2

M4N™

Lap	Lap Time	T1	T2	T3	T4	Speed	Lap	Lap Time	T1	T2	T3	T4	Speed
12	2'00.723 *	35.457	27.576	35.038 *	22.652	184.9							
<b>22nd</b>	<b>93</b>	<b>Jason RUDOLPH</b>		Racingteam Rudolph		GER							
		Runs=1	Total laps=2	Full laps=1	Valid laps=1								
1	2'25.130	34.390	28.882	32.167	22.426								
2	<b>1'58.315</b>	35.869	27.898	32.206	22.342	187.5							
<b>23rd</b>	<b>41</b>	<b>Douwe DOUMNA</b>		Douma Racing		NED							
		Runs=1	Total laps=2	Full laps=1	Valid laps=1								
1	2'15.940	34.165	28.494	33.220	23.119								
2	<b>1'59.091</b>	35.452	27.960	32.892	22.787	186.2							
	unfinished	35.451	28.042	32.135		184.9							

<b>Fastest Lap:</b> Anina URLASS	GER S SPORTS Racing by JRP Motosport	<b>1'53.286</b>	33.903	26.863	30.969	21.551
----------------------------------	--------------------------------------	-----------------	--------	--------	--------	--------

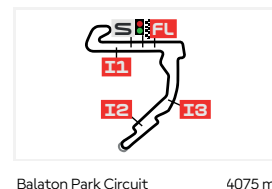
These data/results cannot be reproduced, stored and/or transmitted in whole or in part by any manner of electronic, mechanical, photocopying, recording, broadcasting or otherwise now known or herein after developed without the previous express consent by the copyright owner, except for reproduction in daily press and regular printed publications on sale to the public within 60 days of the event related to those data/results and always provided that copyright symbol appears together as follows below.

© MotoGP Sports Entertainment Group, 2026

# COMBINED PRACTICE TIMES

## GRAND PRIX OF HUNGARY

### FREE PRACTICE NR. 2



#	Rider	Nation	Team	Motorcycle	FP1	FP2	Gap
1	21 A.URLASS	GER	MASS SPORTS Racing by JRP Motosport	HONDA	1'53.615 9	<b>1'53.286</b> 8	
2	11 R.SIEGERT	GER	Kiefer Racing	HONDA	<b>1'54.211</b> 12	1'54.234 11	0.925 0.925
3	7 R.DURDIS	CZE	FS12 Racing Team	HONDA	<b>1'54.648</b> 11	1'57.191 9	1.362 0.437
4	79 A.VYSKOCIL	CZE	AV79 racing team	HONDA	1'55.239 5	<b>1'55.137</b> 10	1.851 0.489
5	4 C.PENNINGS	NED	MASS SPORTS Racing by JRP Motosport	HONDA	1'58.015 11	<b>1'55.663</b> 7	2.377 0.526
6	2 V.CECH	CZE	ZC RACING s.r.o.	HONDA	1'56.756 13	<b>1'55.692</b> 12	2.406 0.029
7	14 D.HINKELMANN	GER	Hinkelmann DH 14 Racing	HONDA	1'56.414 8	<b>1'55.704</b> 12	2.418 0.012
8	6 A.EILERSEN	DEN	ARE Racing	HONDA	1'56.808 11	<b>1'55.763</b> 7	2.477 0.059
9	88 R.NIJLAND	NED	RNLf Racing team	HONDA	1'58.033 8	<b>1'55.952</b> 9	2.666 0.189
10	71 W.KRZELJ	FRA	KRZ RACING TEAM	HONDA	1'56.963 13	<b>1'56.084</b> 12	2.798 0.132
11	95 J.KORPORAAL	NED	Jaylen Korporaal Racing	HONDA	<b>1'56.233</b> 11	1'56.429 13	2.947 0.149
12	54 M.MASSON	BEL	Junior Black Knights	HONDA	1'58.034 11	<b>1'56.295</b> 9	3.009 0.062
13	96 S.EMPRIN	FRA	SWAN96	HONDA	1'57.365 7	<b>1'56.535</b> 12	3.249 0.240
14	33 L.FLIER	NED	RN LF Racing team	HONDA	1'57.293 11	<b>1'56.673</b> 12	3.387 0.138
15	5 T.LUKACS	HUN	HRLF Promotion	HONDA	<b>1'56.679</b> 10	1'56.722 8	3.393 0.006
16	17 T.WENZEL	GER	Team NSA	HONDA	1'57.035 11	<b>1'56.950</b> 4	3.664 0.271
17	10 L.WOLFF	GER	Kiefer Racing	HONDA	1'58.540 9	<b>1'57.023</b> 8	3.737 0.073
18	24 S.GÖTTLICH	GER	Team Freudenberg - PALIGO Racing	HONDA	1'57.058 12	<b>1'57.028</b> 7	3.742 0.005
19	58 Z.BULTÉ	BEL	Zenno58	HONDA	1'58.846 6	<b>1'57.084</b> 9	3.798 0.056
20	93 J.RUDOLPH	GER	Racingteam Rudolph	HONDA	<b>1'57.185</b> 12	1'58.315 2	3.899 0.101
21	72 J.DESCHOUWER	BEL	Junior Black Knights	HONDA	1'59.245 12	<b>1'57.399</b> 13	4.113 0.214
22	78 T.DEDEA	GER	Tudor Racing	HONDA	1'58.166 3	<b>1'57.670</b> 11	4.384 0.271
23	41 D.DOUMNA	NED	Douma Racing	HONDA	<b>1'58.172</b> 10	1'59.091 2	4.886 0.502
	46 D.PEKKANEN	FIN	DPR Team	HONDA			

Pole Position Record:  **New circuit**

The results are provisional until the end of the limit for protest and appeals.

Time limit for protest expires 60' after publication of the results - ..... **Thomas KOCSIK** ..... Time: **17:06** .....

These data/results cannot be reproduced, stored and/or transmitted in whole or in part by any manner of electronic, mechanical, photocopying, recording, broadcasting or otherwise now known or herein after developed without the previous express consent by the copyright owner, except for reproduction in daily press and regular printed publications on sale to the public within 60 days of the event related to those data/results and always provided that copyright symbol appears together as follows below.

© MotoGP Sports Entertainment Group, 2026