

Balaton Park Circuit 4075 m.

CLASSIFICATION

GRAND PRIX OF HUNGARY

FREE PRACTICE NR. 1

#	Rider	Nation	Team	Motorcycle	Time	Lap Total	Gap	T. Speed
1	21 Anina URLASS	GER	MASS SPORTS Racing by JRP Motosport	HONDA	1'53.615	9 10		188.1
2	11 Robin SIEGERT	GER	Kiefer Racing	HONDA	1'54.211	12 13	0.596 0.596	189.8
3	7 Roman DURDIS	CZE	FS12 Racing Team	HONDA	1'54.648	11 13	1.033 0.437	187.1
4	79 Adam VYSKOCIL	CZE	AV79 racing team	HONDA	1'55.239	5 6	1.624 0.591	183.6
5	95 Jaylen KORPORAAL	NED	Jaylen Korporaal Racing	HONDA	1'56.233	11 12	2.618 0.994	190.4
6	14 Danny HINKELMANN	GER	Hinkelmann DH 14 Racing	HONDA	1'56.414	8 12	2.799 0.181	186.2
7	5 Tamas LUKACS	HUN	HRLF Promotion	HONDA	1'56.679	10 13	3.064 0.265	185.8
8	2 Viktor CECH	CZE	ZC RACING s.r.o.	HONDA	1'56.756	13 13	3.141 0.077	185.8
9	6 Anton Rishede EILERSEN	DEN	ARE Racing	HONDA	1'56.808	11 13	3.193 0.052	185.8
10	71 William KRZELJ	FRA	KRZ RACING TEAM	HONDA	1'56.963	13 13	3.348 0.155	183.3
11	17 Thias WENZEL	GER	Team NSA	HONDA	1'57.035	11 13	3.420 0.072	185.8
12	24 Smilla GÖTTLICH	GER	Team Freudenberg - PALIGO Racing	HONDA	1'57.058	12 12	3.443 0.023	187.1
13	93 Jason RUDOLPH	GER	Racingteam Rudolph	HONDA	1'57.185	12 13	3.570 0.127	184.3
14	33 Levi FLIER	NED	RN LF Racing team	HONDA	1'57.293	11 12	3.678 0.108	187.5
15	96 Swan EMPRIN	FRA	SWAN96	HONDA	1'57.365	7 12	3.750 0.072	186.8
16	4 Casper PENNING	NED	MASS SPORTS Racing by JRP Motosport	HONDA	1'58.015	11 12	4.400 0.650	186.8
17	88 Ruben NIJLAND	NED	RNL F Racing team	HONDA	1'58.033	8 11	4.418 0.018	185.2
18	54 Miro MASSON	BEL	Junior Black Knights	HONDA	1'58.034	11 12	4.419 0.001	188.1
19	78 Tudor DEDEA	GER	Tudor Racing	HONDA	1'58.166	3 10	4.551 0.132	184.3
20	41 Douwe DOUMNA	NED	Douma Racing	HONDA	1'58.172	10 13	4.557 0.006	187.5
21	10 Louis WOLFF	GER	Kiefer Racing	HONDA	1'58.540	9 13	4.925 0.368	185.8
22	58 Zenno BULTÉ	BEL	Zenno58	HONDA	1'58.846	6 13	5.231 0.306	187.1
23	72 Junior DESCHOUWER	BEL	Junior Black Knights	HONDA	1'59.245	12 13	5.630 0.399	189.8
Not classified								
46	Domi PEKKANEN	FIN	DPR Team	HONDA				

Practice condition: **Dry**

Air: 24°

Humidity: 57%

Ground: 37°

Fastest Lap:	Lap: 9	Anina URLASS	1'53.615	129.1 Km/h
---------------------	--------	---------------------	-----------------	------------

The results are provisional until the end of the limit for protest and appeals.

Time limit for protest expires 60' after publication of the results - Time: **12:40**

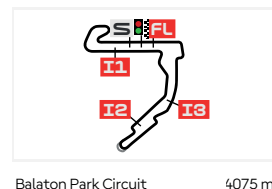
These data/results cannot be reproduced, stored and/or transmitted in whole or in part by any manner of electronic, mechanical, photocopying, recording, broadcasting or otherwise now known or herein after developed without the previous express consent by the copyright owner, except for reproduction in daily press and regular printed publications on sale to the public within 60 days of the event related to those data/results and always provided that copyright symbol appears together as follows below.

© MotoGP Sports Entertainment Group, 2026

TOP SPEED & AVERAGE

GRAND PRIX OF HUNGARY

FREE PRACTICE NR. 1



#	Rider	Nation	Motorcycle	Top 5 speeds					Average	Top
95	Jaylen KORPORAAL	NED	HONDA	190.4	188.4	187.1	186.8	186.5	187.6	190.4
11	Robin SIEGERT	GER	HONDA	189.8	189.8	189.4	189.1	188.8	189.4	189.8
72	Junior DESCHOUWER	BEL	HONDA	189.8	188.1	187.5	187.5	187.1	188.0	189.8
21	Anina URLASS	GER	HONDA	188.1	187.8	187.5	187.1	186.8	187.4	188.1
54	Miro MASSON	BEL	HONDA	188.1	187.1	186.2	186.2	185.2	186.3	188.1
33	Levi FLIER	NED	HONDA	187.5	185.8	185.5	183.9	183.6	185.0	187.5
41	Douwe DOUMNA	NED	HONDA	187.5	185.8	185.5	185.5	184.9	185.7	187.5
7	Roman DURDIS	CZE	HONDA	187.1	186.5	186.5	186.2	186.2	186.5	187.1
24	Smilla GÖTTLICH	GER	HONDA	187.1	186.2	185.2	184.9	183.9	185.5	187.1
58	Zenno BULTÉ	BEL	HONDA	187.1	186.8	186.8	186.2	185.5	186.3	187.1
4	Casper PENNING	NED	HONDA	186.8	185.8	185.8	185.8	185.8	186.0	186.8
96	Swan EMPRIN	FRA	HONDA	186.8	184.9	184.6	184.3	184.3	184.9	186.8
14	Danny HINKELMANN	GER	HONDA	186.2	185.5	184.9	184.6	183.9	185.0	186.2
2	Viktor CECH	CZE	HONDA	185.8	184.9	184.9	184.6	184.3	184.9	185.8
5	Tamas LUKACS	HUN	HONDA	185.8	185.5	185.5	185.5	184.9	185.4	185.8
6	Anton Rishede EILERSEN	DEN	HONDA	185.8	185.8	185.5	184.9	184.6	185.3	185.8
10	Louis WOLFF	GER	HONDA	185.8	185.2	184.6	184.6	184.3	184.8	185.8
17	Thias WENZEL	GER	HONDA	185.8	185.2	185.2	184.9	184.9	185.2	185.8
88	Ruben NIJLAND	NED	HONDA	185.2	184.3	183.9	183.3	182.4	183.6	185.2
78	Tudor DEDEA	GER	HONDA	184.3	183.9	183.3	183.3	183.3	183.6	184.3
93	Jason RUDOLPH	GER	HONDA	184.3	183.0	183.0	182.7	182.1	182.9	184.3
79	Adam VYSKOCIL	CZE	HONDA	183.6	183.3	183.0	182.7	181.5	182.8	183.6
71	William KRZELJ	FRA	HONDA	183.3	183.0	182.7	182.7	180.9	182.5	183.3

These data/results cannot be reproduced, stored and/or transmitted in whole or in part by any manner of electronic, mechanical, photocopying, recording, broadcasting or otherwise now known or herein after developed without the previous express consent by the copyright owner, except for reproduction in daily press and regular printed publications on sale to the public within 60 days of the event related to those data/results and always provided that copyright symbol appears together as follows below.

© MotoGP Sports Entertainment Group, 2026

BEST PARTIAL TIMES
GRAND PRIX OF HUNGARY
FREE PRACTICE NR. 1



Balaton Park Circuit 4075 m.

IT Ideal Lap Time, sum of the best partial times

BT Best Lap Time

Pos	T1		T2		T3		T4		Pos	Rider	IT	BT	
	Rider	Time	Rider	Time	Rider	Time	Rider	Time					
1	A.URLASS	33.938	R.SIEGERT	26.719	A.URLASS	31.089	A.URLASS	21.506	1	A.URLASS	1'53.467	1'53.615	(1)
2	R.SIEGERT	34.201	A.URLASS	26.934	R.DURDIS	31.189	R.SIEGERT	21.803	2	R.SIEGERT	1'54.174	1'54.211	(2)
3	R.DURDIS	34.485	A.VYSKOCIL	26.993	A.VYSKOCIL	31.326	R.DURDIS	21.879	3	R.DURDIS	1'54.574	1'54.648	(3)
4	T.LUKACS	34.693	R.DURDIS	27.021	R.SIEGERT	31.451	A.VYSKOCIL	21.935	4	A.VYSKOCIL	1'55.080	1'55.239	(4)
5	D.HINKELMANN	34.707	D.HINKELMANN	27.067	S.EMPRIN	31.573	J.KORPORAAL	22.075	5	D.HINKELMANN	1'55.921	1'56.414	(6)
6	A.EILERSEN	34.815	A.EILERSEN	27.267	J.KORPORAAL	31.593	D.HINKELMANN	22.127	6	J.KORPORAAL	1'55.929	1'56.233	(5)
7	A.VYSKOCIL	34.826	J.KORPORAAL	27.414	A.EILERSEN	31.793	S.GÖTTLICH	22.185	7	A.EILERSEN	1'56.161	1'56.808	(9)
8	T.WENZEL	34.827	R.NIJLAND	27.483	T.LUKACS	31.817	V.CECH	22.196	8	T.LUKACS	1'56.320	1'56.679	(7)
9	J.KORPORAAL	34.847	J.RUDOLPH	27.497	S.GÖTTLICH	31.829	T.LUKACS	22.201	9	S.EMPRIN	1'56.556	1'57.365	(15)
10	V.CECH	34.875	W.KRZELJ	27.508	J.RUDOLPH	31.863	J.RUDOLPH	22.282	10	S.GÖTTLICH	1'56.699	1'57.058	(12)
11	L.FLIER	34.930	C.PENNINGS	27.513	C.PENNINGS	31.910	A.EILERSEN	22.286	11	J.RUDOLPH	1'56.728	1'57.185	(13)
12	S.GÖTTLICH	34.961	T.WENZEL	27.552	W.KRZELJ	31.945	S.EMPRIN	22.321	12	V.CECH	1'56.739	1'56.756	(8)
13	S.EMPRIN	34.961	T.LUKACS	27.609	V.CECH	31.981	Z.BULTÉ	22.334	13	T.WENZEL	1'56.785	1'57.035	(11)
14	M.MASSON	35.053	L.FLIER	27.647	T.WENZEL	32.001	L.FLIER	22.397	14	W.KRZELJ	1'56.963	1'56.963	(10)
15	W.KRZELJ	35.064	D.DOUMNA	27.682	D.HINKELMANN	32.020	T.DEDEA	22.402	15	L.FLIER	1'57.040	1'57.293	(14)
16	J.RUDOLPH	35.086	V.CECH	27.687	L.FLIER	32.066	T.WENZEL	22.405	16	C.PENNINGS	1'57.261	1'58.015	(16)
17	T.DEDEA	35.133	S.EMPRIN	27.701	D.DOUMNA	32.134	W.KRZELJ	22.446	17	R.NIJLAND	1'57.361	1'58.033	(17)
18	R.NIJLAND	35.145	T.DEDEA	27.709	R.NIJLAND	32.155	L.WOLFF	22.499	18	T.DEDEA	1'57.474	1'58.166	(19)
19	Z.BULTÉ	35.230	S.GÖTTLICH	27.724	T.DEDEA	32.230	M.MASSON	22.558	19	Z.BULTÉ	1'57.630	1'58.846	(22)
20	C.PENNINGS	35.253	Z.BULTÉ	27.750	L.WOLFF	32.267	R.NIJLAND	22.578	20	D.DOUMNA	1'57.753	1'58.172	(20)
21	D.DOUMNA	35.266	L.WOLFF	27.765	Z.BULTÉ	32.316	C.PENNINGS	22.585	21	M.MASSON	1'57.823	1'58.034	(18)
22	L.WOLFF	35.406	M.MASSON	27.860	M.MASSON	32.352	D.DOUMNA	22.671	22	L.WOLFF	1'57.937	1'58.540	(21)
23	J.DESCHOUWER	35.476	J.DESCHOUWER	28.022	J.DESCHOUWER	32.672	J.DESCHOUWER	22.695	23	J.DESCHOUWER	1'58.865	1'59.245	(23)
24	D.PEKKANEN		D.PEKKANEN	34.273	D.PEKKANEN		D.PEKKANEN		-1	D.PEKKANEN			(-1)

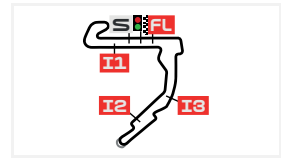
These data/results cannot be reproduced, stored and/or transmitted in whole or in part by any manner of electronic, mechanical, photocopying, recording, broadcasting or otherwise now known or herein after developed without the previous express consent by the copyright owner, except for reproduction in daily press and regular printed publications on sale to the public within 60 days of the event related to those data/results and always provided that copyright symbol appears together as follows below.

© MotoGP Sports Entertainment Group, 2026

FASTEST LAPS SEQUENCE

GRAND PRIX OF HUNGARY

FREE PRACTICE NR. 1



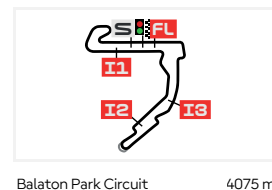
Balaton Park Circuit

4075 m.

<i>Practice Time</i>	<i>#</i>	<i>Rider</i>	<i>Nation</i>	<i>Motorcycle</i>	<i>Time</i>	<i>Km/h</i>	<i>Rider's Lap</i>
3'59.728	21	Anina URLASS	GER	HONDA	1'56.568	125.8	2
7'17.974	79	Adam VYSKOCIL	CZE	HONDA	1'55.882	126.5	3
9'13.763	79	Adam VYSKOCIL	CZE	HONDA	1'55.789	126.6	4
11'09.002	79	Adam VYSKOCIL	CZE	HONDA	1'55.239	127.3	5
17'33.461	21	Anina URLASS	GER	HONDA	1'54.783	127.8	6
19'27.366	21	Anina URLASS	GER	HONDA	1'53.905	128.7	7
23'14.901	21	Anina URLASS	GER	HONDA	1'53.615	129.1	9

These data/results cannot be reproduced, stored and/or transmitted in whole or in part by any manner of electronic, mechanical, photocopying, recording, broadcasting or otherwise now known or herein after developed without the previous express consent by the copyright owner, except for reproduction in daily press and regular printed publications on sale to the public within 60 days of the event related to those data/results and always provided that copyright symbol appears together as follows below.

© MotoGP Sports Entertainment Group, 2026



CHRONOLOGICAL ANALYSIS OF PERFORMANCES

GRAND PRIX OF HUNGARY

FREE PRACTICE NR. 1

* Lap / Sector time cancelled
P Crossing the finish line in pit lane

T1 Time from finish line to 1st intermediate
T2 Time from 1st intermed. to 2nd intermed.

T3 Time from 2nd intermed. to 3rd intermed.
T4 Time from 3rd intermediate to finish line

Lap	Lap Time	T1	T2	T3	T4	Speed	Lap	Lap Time	T1	T2	T3	T4	Speed
1st	21	Anina URLASS		MASS SPORTS Racing b		GER	13	1'59.763 *	34.501	27.114	35.325 *	22.823	187.1
		Runs=2	Total laps=10	Full laps=7	Valid laps=6								
1	2'03.160	33.473	28.388	32.507	22.513								
2	1'56.568	34.971	27.811	31.715	22.071	184.3							
3	2'04.568 P	34.839	27.600	31.718	30.411	185.8							
4	7'39.315	32.998	27.782	31.641	21.929								
5	1'55.067 *	34.420	27.378	31.514 *	21.755	186.8							
6	1'54.783	34.507	27.241	31.412	21.623	187.5							
7	1'53.905	34.094	27.216	31.089	21.506	187.1							
8	1'53.920	33.943	26.934	31.419	21.624	188.1							
9	1'53.615	33.941	26.957	31.104	21.613	186.8							
10	1'54.432	33.938	27.052	31.631	21.811	187.8							
2nd	11	Robin SIEGERT		Kiefer Racing		GER	4th	79	Adam VYSKOCIL		AV79 racing team		CZE
		Runs=2	Total laps=13	Full laps=10	Valid laps=9				Runs=1	Total laps=6	Full laps=5	Valid laps=4	
1	2'05.693	33.077	29.009	32.907	22.787		1	3'25.467	34.173	27.795	32.850	22.640	
2	1'57.528	35.214	27.798	32.209	22.307	186.2	2	1'56.625	35.098	27.254	32.026	22.247	181.5
3	2'05.211 P	35.123	27.469	31.766	30.853	187.1	3	1'55.882	34.857	27.092	31.765	22.168	183.6
4	2'54.441	33.035	28.006	31.862	22.405		4	1'55.789	34.898	27.138	31.612	22.141	182.7
5	1'56.182	34.492	27.306	32.053	22.331	187.8	5	1'55.239	34.848	27.130	31.326	21.935	180.6
6	1'55.870	34.775	27.151	31.816	22.128	186.8	6	1'55.265 *	34.826	26.993	31.492	21.954 *	183.3
7	1'56.344	34.792	27.513	31.831	22.208	187.5		unfinished	34.866	27.099			183.0
8	1'55.406	34.588	27.191	31.727	21.900	188.1							
9	1'55.020	34.498	27.180	31.492	21.850	188.8							
10	1'54.992	34.300	27.131	31.633	21.928	189.8							
11	1'55.095	34.498	26.810	31.725	22.062	189.8							
12	1'54.211	34.238	26.719	31.451	21.803	189.4							
13	1'56.500 *	34.201	26.882	32.998 *	22.419	189.1							
3rd	7	Roman DURDIS		FS12 Racing Team		CZE	5th	95	Jaylen KORPORAAL		Jaylen Korporaal Racing		NED
		Runs=1	Total laps=13	Full laps=12	Valid laps=8				Runs=2	Total laps=12	Full laps=9	Valid laps=7	
1	2'36.690 *	35.375	30.472	33.463 *	22.837		1	2'16.857	34.420	30.338	33.207	23.284	
2	1'57.840	35.418	28.016	32.167	22.239	183.0	2	2'00.684	35.729	28.941	32.818	23.196	185.2
3	1'59.379	36.219	28.902	31.932	22.326	184.3	3	1'59.976	36.272	28.598	32.456	22.650	190.4
4	1'56.607	34.861	27.182	32.337	22.227	182.4	4	1'58.893	35.628	28.314	32.681	22.270	188.4
5	1'56.039	34.866	27.477	31.534	22.162	183.9	5	1'57.236 *	35.193	28.104	31.664	22.275 *	186.5
6	1'56.639 *	35.139 *	27.586	31.843	22.071	184.6	6	1'57.593 *	35.113	27.807	31.841	22.832 *	185.8
7	1'55.710	35.031	27.392	31.337	21.950	184.9	7	1'57.324	35.109	27.438	32.654	22.123	186.5
8	1'55.044 *	34.517	27.219	31.429 *	21.879	186.2	8	2'06.613 P	34.847	27.414	31.991 *	32.361	186.8
9	1'57.414	35.850	27.559	31.873	22.132	186.5	9	3'29.390	35.559	28.364	31.987	22.421	
10	1'55.177	34.509	27.021	31.615	22.032	186.5	10	1'56.594	35.368	27.558	31.593	22.075	180.9
11	1'54.648	34.485	27.045	31.189	21.929	186.2	11	1'56.233	34.879	27.448	31.823	22.083	187.1
12	1'58.991 *	34.711	27.565	34.202 *	22.513	184.9	12	1'57.921	35.209	27.712	32.442	22.558	185.5
							6th	14	Danny HINKELMANN		Hinkelmann DH 14 Raci		GER
									Runs=2	Total laps=12	Full laps=9	Valid laps=6	
							1	2'24.709 *	34.963	29.627	33.512 *	23.721	
							2	1'59.889 *	35.592	28.057	33.319 *	22.921	182.1
							3	1'57.918	35.413	27.734	32.313	22.458	183.9
							4	1'57.421	35.298	27.383	32.077	22.663	182.1
							5	1'57.752	34.707	27.813	32.678	22.554	184.6
							6	2'12.979 P	38.293	27.163	33.753 *	33.770	183.0
							7	3'57.754 *	34.365	27.448	32.075 *	22.226	
							8	1'56.414	34.720	27.547	32.020	22.127	186.2
							9	1'56.698 *	34.979	27.418	32.026 *	22.275	184.9
							10	1'56.932 *	34.718	27.214	32.322 *	22.678	185.5
							11	1'56.472	34.974	27.067	32.092	22.339	178.8
							12	1'56.608	34.887	27.245	32.093	22.383	181.5

Fastest Lap: Anina URLASS GER S SPORTS Racing by JRP Motosport **1'53.615** 33.941 26.957 31.104 21.613

These data/results cannot be reproduced, stored and/or transmitted in whole or in part by any manner of electronic, mechanical, photocopying, recording, broadcasting or otherwise now known or herein after developed without the previous express consent by the copyright owner, except for reproduction in daily press and regular printed publications on sale to the public within 60 days of the event related to those data/results and always provided that copyright symbol appears together as follows below.

© MotoGP Sports Entertainment Group, 2026

Free Practice Nr. 1

M4N™

Lap	Lap Time	T1	T2	T3	T4	Speed	Lap	Lap Time	T1	T2	T3	T4	Speed		
7th	5	Tamas LUKACS				HRLF Promotion	HUN	6	1'58.467	35.223	28.212	32.279	22.753	179.7	
		Runs=1	Total laps=13	Full laps=12	Valid laps=9		7	1'58.433	35.311	28.303	32.240	22.579	180.6		
1	2'11.138	34.720	29.229	33.919	22.965		8	1'58.488 *	35.077	27.834	32.704 *	22.873	182.7		
2	2'00.197	35.814	28.365	33.025	22.993	184.6	9	1'58.004	35.172	27.883	32.336	22.613	183.3		
3	1'59.094	35.400	28.037	32.609	23.048	183.3	10	1'57.878	35.366	27.810	32.171	22.531	183.0		
4	1'57.546 *	35.062	27.784	32.111	22.589 *	184.6	11	2'02.083 *	35.814	27.558	35.278 *	23.433	180.0		
5	1'56.972	34.926	27.704	31.936	22.406	183.6	12	1'57.691	35.270	27.559	32.227	22.635	180.9		
6	2'03.409	35.113	27.827	36.519	23.950	184.3	13	1'56.963	35.064	27.508	31.945	22.446	182.7		
7	1'57.474	35.046	27.708	32.050	22.670	184.6									
8	2'01.392 *	34.841	27.824	34.071 *	24.656	185.8	11th	17	Thias WENZEL				Team NSA	GER	
9	1'56.895	34.786	27.748	32.160	22.201	185.5			Runs=1	Total laps=13	Full laps=12	Valid laps=7			
10	1'56.679	34.756	27.763	31.817	22.343	184.9	1	2'32.253 *	35.873	31.308	34.917 *	24.152			
11	1'56.933	34.693	27.609	32.142	22.489	185.5	2	2'04.862 *	37.164 *	29.170	33.911	24.617 *	184.3		
12	2'01.529 *	37.077	29.318	32.818 *	22.316	183.3	3	2'00.424	36.038	28.418	32.887	23.081	181.8		
13	1'56.996	34.761	27.649	32.368	22.218	185.5	4	1'58.763	35.767	27.881	32.405	22.710	182.4		
							5	1'57.888	35.229	27.886	32.270	22.503	184.3		
8th	2	Viktor CECH				ZC RACING s.r.o.	CZE	6	1'58.108 *	35.207 *	28.003	32.319	22.579	183.9	
		Runs=2	Total laps=13	Full laps=10	Valid laps=8		7	1'57.872	35.206	27.842	32.183	22.641	184.3		
1	2'08.173	33.898	29.278	32.970	23.104		8	1'57.571 *	35.128	27.651	32.289 *	22.503	184.9		
2	1'59.400	35.859	28.261	32.320	22.960	183.6	9	2'00.850 *	35.084	27.765	34.878 *	23.123	185.2		
3	2'04.100 *	35.936	28.081	35.753 *	24.330	183.6	10	1'57.342	35.031	27.905	32.001	22.405	184.9		
4	1'58.710	35.397	27.893	32.486	22.934	183.9	11	1'57.035	34.832	27.552	32.202	22.449	185.8		
5	1'57.721	35.323	27.774	31.981	22.643	185.8	12	1'57.847	34.827	28.097	32.378	22.545	185.2		
6	1'57.741	35.082	28.018	31.986	22.655	184.9	13	1'57.364 *	35.114	27.539 *	32.285	22.426	184.9		
7	2'00.096	35.325	27.982	32.453	24.336	184.9									
8	2'07.151 P	35.425	27.947	32.478 *	31.301	183.3	12th	24	Smilla GÖTTLICH				Team Freudenberq - P	GER	
9	2'27.146	34.697	29.360	33.670	23.087				Runs=2	Total laps=12	Full laps=9	Valid laps=7			
10	1'59.244 *	36.564	27.991	31.873 *	22.816	183.6	1	2'31.896 *	33.908	28.735	33.445 *	23.003			
11	1'57.935	35.152	27.942	32.228	22.613	183.6	2	1'59.649 *	35.622	28.618 *	32.823	22.586	180.0		
12	1'57.588	35.178	27.784	32.051	22.575	184.6	3	1'58.775	35.401	28.291	32.493	22.590	182.1		
13	1'56.756	34.875	27.687	31.998	22.196	184.3	4	2'00.719	37.519	27.879	33.017	22.304	181.8		
							5	1'57.650 *	35.057	27.724	32.165 *	22.704 *	187.1		
9th	6	Anton Rishede EILERSE				ARE Racing	DEN	6	1'57.871	35.437	27.864	32.165	22.405	182.7	
		Runs=1	Total laps=13	Full laps=12	Valid laps=10		7	1'57.260	35.196	27.737	31.987	22.340	183.0		
1	2'24.795 *	34.027	29.423	34.112 *	23.479		8	2'08.934 P	34.961	28.067 *	33.831 *	32.075	183.9		
2	1'59.923	35.454	28.390	32.898	23.181	184.3	9	3'57.626	34.369	28.077	32.886	22.749			
3	1'58.252	35.364	27.765	32.660	22.463	185.5	10	1'57.618	35.135	27.919	32.097	22.467	185.2		
4	1'57.723	35.231	27.766	32.120	22.606	184.6	11	1'59.115	36.898	27.970	31.829	22.418	184.9		
5	1'57.379	35.153	27.605	32.335	22.286	183.0	12	1'57.058	35.136	27.738	31.999	22.185	186.2		
6	2'00.659 *	35.360	27.581	34.896 *	22.822	185.8									
7	1'58.730	35.109	28.318	32.271	23.032	184.9	13th	93	Jason RUDOLPH				Racingteam Rudolph	GER	
8	1'59.167 *	36.408	27.446	32.663 *	22.650	185.8			Runs=1	Total laps=13	Full laps=12	Valid laps=8			
9	1'57.458	35.258	27.667	32.216	22.317	183.0	1	2'30.348 *	35.061	30.956	33.925 *	23.488			
10	1'57.297	35.054	27.774	32.104	22.365	184.3	2	2'02.203 *	36.856	28.820 *	33.600 *	22.927	176.7		
11	1'56.808	35.062	27.530	31.793	22.423	184.3	3	1'59.227	35.568	28.264	32.629	22.766	180.6		
12	1'57.609	34.815	27.267	32.578	22.949	183.9	4	1'59.136	35.752	28.177	32.707	22.500	174.1		
13	1'57.152	35.231	27.494	31.976	22.451	183.0	5	1'58.261	35.176	28.274	32.428	22.383	183.0		
							6	1'58.492 *	36.337	27.974	31.667 *	22.514	183.0		
10th	71	William KRZELJ				KRZ RACING TEAM	FRA	7	1'57.492	35.112	28.031	31.963	22.386	182.1	
		Runs=1	Total laps=13	Full laps=12	Valid laps=10		8	1'57.192 *	35.086	27.497	32.037 *	22.572 *	178.5		
1	2'10.161	35.423	29.505	34.011	24.025		9	1'58.455	35.894	27.918	32.220	22.423	175.8		
2	2'03.659	36.768	29.378	33.596	23.917	179.1	10	1'57.247	35.302	27.728	31.935	22.282	182.1		
3	2'01.438	36.531	28.594	32.873	23.440	178.2	11	1'57.282	35.095	27.998	31.870	22.319	184.3		
4	2'00.344	35.706	28.657	32.776	23.205	180.3	12	1'57.185	35.241	27.635	31.863	22.446	181.8		
5	2'00.085	35.967	28.747	32.325	23.046	179.7	13	1'57.254 *	35.159	27.705	32.076	22.314 *	182.7		

Fastest Lap: Anina URLASS GER S SPORTS Racing by JRP Motosport **1'53.615** 33.941 26.957 31.104 21.613

These data/results cannot be reproduced, stored and/or transmitted in whole or in part by any manner of electronic, mechanical, photocopying, recording, broadcasting or otherwise now known or herein after developed without the previous express consent by the copyright owner, except for reproduction in daily press and regular printed publications on sale to the public within 60 days of the event related to those data/results and always provided that copyright symbol appears together as follows below.

© MotoGP Sports Entertainment Group, 2026

Free Practice Nr. 1

M4N™

Lap	Lap Time	T1	T2	T3	T4	Speed
14th	33	Levi FLIER	RN LF Racing team		NED	
		Runs=2	Total laps=12	Full laps=9	Valid laps=8	
1	2'13.955	33.855	29.118	33.083	23.676	
2	1'59.863	35.550	28.207	32.787	23.319	187.5
3	1'58.529	35.403	27.900	32.413	22.813	181.2
4	1'57.837 *	35.248	27.754	32.157 *	22.678	185.5
5	1'57.588	35.192	27.647	32.133	22.616	183.6
6	1'57.717	35.226	27.781	32.100	22.610	185.8
7	1'59.604	36.236	27.725	32.326	23.317	182.1
8	2'09.090 P	35.351	27.848	33.181 *	32.710	183.3
9	2'49.942	33.869	28.204	32.421	22.679	
10	1'57.474	35.133	27.878	32.066	22.397	183.0
11	1'57.293	34.930	27.658	32.114	22.591	183.6
12	2'06.220	35.659	30.969	36.752	22.840	183.9

Lap	Lap Time	T1	T2	T3	T4	Speed
15th	96	Swan EMPRIN	SWAN96		FRA	
		Runs=2	Total laps=12	Full laps=9	Valid laps=7	
1	2'18.216	35.742	30.217	33.622	23.498	
2	2'00.250	36.092	28.539	32.420	23.199	181.5
3	2'00.001	35.632	28.786	32.610	22.973	184.3
4	1'59.109	35.646	28.223	32.363	22.877	184.3
5	1'59.374	35.552	28.589	32.340	22.893	186.8
6	1'57.787	35.323	27.827	32.111	22.526	183.9
7	1'57.365	34.961	27.952	31.909	22.543	184.6
8	2'08.379 P	35.029	28.058	33.558 *	31.734	184.9
9	3'28.266	35.216	28.271	31.854	22.400	
10	1'56.864 *	35.070	27.945	31.573	22.276 *	183.6
11	1'58.452	35.073	29.052	31.963	22.364	184.3
12	1'56.822 *	35.052	27.701	31.748 *	22.321	183.3

Lap	Lap Time	T1	T2	T3	T4	Speed
16th	4	Casper PENNINGS	MASS SPORTS Racing b		NED	
		Runs=2	Total laps=12	Full laps=9	Valid laps=5	
1	2'06.147	33.336	29.050	33.194	23.038	
2	2'09.624 P	36.607	28.071	32.818	32.128	185.8
3	3'40.084	33.272	28.015	32.554	22.993	
4	1'59.692 *	35.814	27.639	33.115 *	23.124	183.9
5	1'59.730	36.333	27.740	32.782	22.875	184.6
6	1'58.937	35.877	27.652	32.638	22.770	184.3
7	1'59.589 *	35.642	27.593	33.307 *	23.047	185.8
8	1'59.609	36.427	27.777	32.571	22.834	185.5
9	1'58.392	35.682	27.698	32.427	22.585	185.8
10	1'59.877 *	36.697	28.100	32.260	22.820 *	186.8
11	1'58.015	35.532	27.513	32.251	22.719	185.5
12	1'57.301 *	35.253	27.650	31.910	22.488 *	185.8

Lap	Lap Time	T1	T2	T3	T4	Speed
17th	88	Ruben NIJLAND	RNLF Racing team		NED	
		Runs=2	Total laps=11	Full laps=7	Valid laps=4	
1	2'07.449	34.914	29.182	33.928	23.723	
2	1'59.973	35.756	28.233	32.670	23.314	182.1
3	2'01.069 *	35.799	28.065	33.445 *	23.760	182.4
4	2'00.738	35.983	28.043	33.851	22.861	178.5
5	1'58.253	35.408	27.827	32.155	22.863	182.1
6	2'10.568 P	35.403	28.684	32.883	33.598	182.4
7	3'52.805 *	34.994	28.290	32.957 *	22.833	

Lap	Lap Time	T1	T2	T3	T4	Speed
8	1'58.033	35.236	27.819	32.400	22.578	185.2
9	1'59.771 *	35.421	27.774	33.719	22.857 *	184.3
10	1'58.197 *	35.145	27.568	32.714 *	22.770	183.9
11	2'12.090 P	35.254	27.483	35.886 *	33.467	183.3

Lap	Lap Time	T1	T2	T3	T4	Speed
18th	54	Miro MASSON	Junior Black Knights		BEL	
		Runs=2	Total laps=12	Full laps=9	Valid laps=9	
1	2'13.875	36.761	29.686	34.870	23.972	
2	2'03.513	36.838	29.043	33.968	23.664	186.2
3	2'01.909	36.600	28.771	33.183	23.355	185.2
4	1'59.590	35.837	28.193	32.631	22.929	184.3
5	2'00.052	35.429	28.177	33.637	22.809	186.2
6	1'58.752	35.319	28.015	32.670	22.748	187.1
7	2'13.024 P	35.808	28.915	34.594 *	33.707	188.1
8	2'54.269	35.871	29.553	33.473	23.269	
9	1'59.689	35.624	28.242	32.829	22.994	184.6
10	1'58.315	35.424	27.882	32.451	22.558	184.6
11	1'58.034	35.053	27.860	32.352	22.769	185.2
12	2'08.197	39.524	30.521	34.426	23.726	183.9

Lap	Lap Time	T1	T2	T3	T4	Speed
19th	78	Tudor DEDEA	Tudor Racing		GER	
		Runs=3	Total laps=10	Full laps=5	Valid laps=3	
1	2'12.904	34.459	29.130	34.906	23.379	
2	2'01.087	36.158	28.370	32.974	23.585	181.5
3	1'58.166	35.133	28.161	32.395	22.477	184.3
4	1'58.818 *	35.837	28.139 *	32.230	22.612	183.3
5	2'11.355 P	35.213	28.225	32.617	35.300	183.9
6	3'23.724 *	32.500	27.815	32.497 *	22.402	
7	1'59.071 *	35.891	27.709	32.483 *	22.988	183.3
8	2'00.008	36.476	28.155	32.462	22.915	183.3
9	2'10.040 P	37.340	28.291	32.382	32.027	180.9
10	5'08.007	34.718	27.733	32.598	22.698	

Lap	Lap Time	T1	T2	T3	T4	Speed
20th	41	Douwe DOUMNA	Douma Racing		NED	
		Runs=1	Total laps=13	Full laps=12	Valid laps=9	
1	2'09.525	35.065	28.923	33.639	23.304	
2	2'00.974	35.871	28.492	33.056	23.555	183.0
3	1'59.918	35.463	28.227	32.937	23.291	183.0
4	2'00.096	35.744	28.237	32.874	23.241	182.7
5	1'58.480	35.364	28.085	32.134	22.897	187.5
6	2'00.554	36.299	27.984	33.276	22.995	184.9
7	2'00.109	35.647	28.325	33.332	22.805	183.0
8	1'59.746 *	35.702	28.357	32.800 *	22.887	184.9
9	2'00.298	35.475	28.042	34.110	22.671	183.3
10	1'58.172	35.295	27.943	32.238	22.696	185.8
11	1'59.074 *	35.266	27.900	33.171 *	22.737	185.5
12	1'58.806	35.295	27.682	32.701	23.128	185.5
13	2'01.286 *	36.635	28.047	33.886 *	22.718	183.6

Lap	Lap Time	T1	T2	T3	T4	Speed
21st	10	Louis WOLFF	Kiefer Racing		GER	
		Runs=1	Total laps=13	Full laps=12	Valid laps=8	
1	2'13.237	34.542	30.334	35.080	23.773	
2	2'03.072	36.526	28.996	33.681	23.869	185.8
3	2'00.263 *	35.983	28.318	32.904	23.058 *	185.2
4	2'00.268	36.060	28.392	33.073	22.743	181.5

Fastest Lap: Anina URLASS GER S SPORTS Racing by JRP Motosport **1'53.615** 33.941 26.957 31.104 21.613

These data/results cannot be reproduced, stored and/or transmitted in whole or in part by any manner of electronic, mechanical, photocopying, recording, broadcasting or otherwise now known or herein after developed without the previous express consent by the copyright owner, except for reproduction in daily press and regular printed publications on sale to the public within 60 days of the event related to those data/results and always provided that copyright symbol appears together as follows below.

© MotoGP Sports Entertainment Group, 2026

Free Practice Nr. 1

M4N™

Lap	Lap Time	T1	T2	T3	T4	Speed	Lap	Lap Time	T1	T2	T3	T4	Speed
5	1'59.653 *	35.650	28.563	32.752 *	22.688	184.6							
6	1'59.291	35.724	28.324	32.512	22.731	184.3							
7	1'59.270	35.915	27.892	32.871	22.592	184.3							
8	1'59.681 *	35.555	28.215	33.153 *	22.758	183.3							
9	1'58.540	35.699	28.075	32.267	22.499	183.0							
10	1'59.374	35.618	28.490	32.750	22.516	183.6							
11	2'00.507	35.406	28.721	33.621	22.759	184.6							
12	1'58.631	35.508	27.765	32.665	22.693	183.9							
13	2'00.563 *	35.545	27.946	33.752 *	23.320 *	183.6							

22nd **58** **Zenno BULTÉ** Zenno58 BEL
Runs=1 Total laps=13 Full laps=12 Valid laps=3

1	2'18.989	34.928	30.032	35.087	23.878	
2	2'01.095	36.529	28.836	32.867	22.863	181.8
3	1'59.183 *	35.799	27.984	32.418	22.982 *	184.3
4	1'58.738 *	35.442 *	27.987	32.536	22.773	183.6
5	1'59.127 *	35.588	28.366	32.488 *	22.685	186.2
6	1'58.846	35.524	28.484	32.316	22.522	185.2
7	2'01.770 *	35.696 *	31.054	32.442	22.578	185.5
8	1'59.970 *	36.813	28.303	32.415 *	22.439	186.8
9	1'57.809 *	35.569 *	27.933	31.342 *	22.965	186.8
10	1'57.366 *	35.524	27.873	31.635 *	22.334	183.3
11	2'07.042 *	35.449 *	28.120 *	35.827 *	27.646	187.1
12	1'58.926	35.230	27.768	33.303	22.625	185.5
13	2'00.079 *	35.644	27.750	34.235 *	22.450	183.3

23rd **72** **Junior DESCHOUWER** Junior Black Knights BEL
Runs=1 Total laps=13 Full laps=12 Valid laps=11

1	2'12.578	34.876	30.081	34.759	23.834	
2	2'03.458	36.853	29.097	34.144	23.364	184.9
3	2'00.932	35.859	28.787	33.102	23.184	185.8
4	2'00.415	35.954	28.553	33.038	22.870	187.5
5	2'00.218	35.601	28.828	32.981	22.808	188.1
6	1'59.890	35.689	28.590	32.781	22.830	189.8
7	1'59.612	35.575	28.296	32.826	22.915	185.8
8	2'00.478 *	35.745	28.451	33.527 *	22.755	185.8
9	1'59.721	35.568	28.485	32.851	22.817	187.5
10	1'59.925	35.844	28.437	32.829	22.815	184.6
11	1'59.710	35.534	28.687	32.672	22.817	187.1
12	1'59.245	35.476	28.022	32.974	22.773	185.8
13	1'59.255	35.761	28.054	32.745	22.695	185.2

24th **46** **Domi PEKKANEN** DPR Team FIN
Runs=1 Total laps=0 Full laps=0 Valid laps=0

unfinished	33.357	34.273				
------------	--------	---------------	--	--	--	--

Fastest Lap: Anina URLASS GER S SPORTS Racing by JRP Motosport **1'53.615** 33.941 26.957 31.104 21.613

These data/results cannot be reproduced, stored and/or transmitted in whole or in part by any manner of electronic, mechanical, photocopying, recording, broadcasting or otherwise now known or herein after developed without the previous express consent by the copyright owner, except for reproduction in daily press and regular printed publications on sale to the public within 60 days of the event related to those data/results and always provided that copyright symbol appears together as follows below.

© MotoGP Sports Entertainment Group, 2026