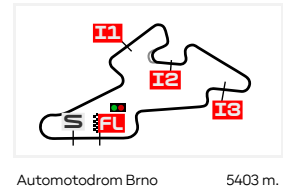


CLASSIFICATION AFTER 11 LAPS = 59.433 KM
MONSTER ENERGY GRAND PRIX OF CZECHIA
RACE NR. 2



Pos	Pts	#	Rider	Nation	Team	Motorcycle	Total Time	Km/h	Gap
1	25	11	Robin SIEGERT	GER	Kiefer Racing	HONDA	24'37.191	144.8	
2	20	21	Anina URLASS	GER	MASS SPORTS Racing by JRP Motospor	HONDA	24'37.258	144.8	0.067
3	16	7	Roman DURDIS	CZE	FS12 Racing Team	HONDA	24'37.261	144.8	0.070
4	13	96	Swan EMPRIN	FRA	SWAN96	HONDA	24'38.179	144.7	0.988
5	11	17	Thias WENZEL	GER	Team NSA	HONDA	24'37.789	144.7	0.598
6	10	14	Danny HINKELMANN	GER	Hinkelmann DH 14 Racing	HONDA	24'38.250	144.7	1.059
7	9	95	Jaylen KORPORAAL	NED	Jaylen Korporaal Racing	HONDA	24'38.407	144.7	1.216
8	8	4	Casper PENNING	NED	MASS SPORTS Racing by JRP Motospor	HONDA	24'39.360	144.6	2.169
9	7	2	Viktor CECH	CZE	ZC RACING s.r.o.	HONDA	24'43.891	144.4	6.700
10	6	58	Zenno BULTÉ	BEL	Zenno58	HONDA	24'50.485	143.5	13.294
11	5	72	Junior DESCHOUWER	BEL	Junior Black Knights	HONDA	24'50.505	143.5	13.314
12	4	79	Adam VYSKOCIL	CZE	AV79 racing team	HONDA	24'50.538	143.5	13.347
13	3	5	Tamas LUKACS	HUN	HRLF Promotion	HONDA	24'50.567	143.5	13.376
14	2	24	Smilla GÖTTLICH	GER	Team Freudenberg - PALIGO Racing	HONDA	24'50.582	143.5	13.391
15	1	93	Jason RUDOLPH	GER	Racingteam Rudolph	HONDA	24'52.129	143.3	14.938
16		6	Anton Rishede EILERSEN	DEN	ARE Racing	HONDA	24'52.560	143.3	15.369
17		88	Ruben NIJLAND	NED	RNLf Racing team	HONDA	24'53.084	143.2	15.893
18		54	Miro MASSON	BEL	Junior Black Knights	HONDA	24'59.323	142.7	22.132
19		33	Levi FLIER	NED	RN LF Racing team	HONDA	24'59.417	142.6	22.226
20		78	Tudor DEDEA	GER	Tudor Racing	HONDA	24'59.461	142.6	22.270
21		41	Douwe DOUMA	NED	Douma Racing	HONDA	25'13.431	141.3	36.240
22		10	Louis WOLFF	GER	Kiefer Racing	HONDA	26'43.759	133.4	2'06.568

Race condition: **Dry**
 Air: 26°
 Humidity: 55%
 Ground: 31°

Pole Position:			
Fastest Lap (New record):	Lap 4	Anina URLASS	2'12.163 147.1 Km/h

8:35'00	SIGHTING LAP START
8:41'33	All bikes on grid
8:44'52	WARM UP LAP START
8:47'51	RACE START
8:48'36	No jump starts
8:49'53 Louis WOLFF	stopped with technical issue
8:50'15 Louis WOLFF	re-joined race
8:55'06 <u>Levi FLIER</u>	track limits warning
9:00'58 <u>Smilla GÖTTLICH</u>	track limits warning
9:11'52 <u>Viktor CECH</u>	long lap penalty - Exceeding track limit
9:13'36 <u>Thias WENZEL</u>	1 position penalty due to exceeding track limit on the last lap
9:14'26 <u>Viktor CECH</u>	3 seconds penalty - insufficient time to complete long lap penalty

The results are provisional until the end of the limit for protest and appeals.

Time limit for protest expires 60' after publication of the results - **Jindrich HRNECEK** Time: **09:27**

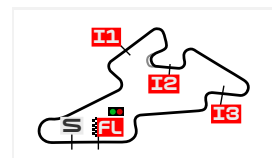
These data/results cannot be reproduced, stored and/or transmitted in whole or in part by any manner of electronic, mechanical, photocopying, recording, broadcasting or otherwise now known or herein after developed without the previous express consent by the copyright owner, except for reproduction in daily press and regular printed publications on sale to the public within 60 days of the event related to those data/results and always provided that copyright symbol appears together as follows below.

© MotoGP Sports Entertainment Group, 2026

TOP SPEED & AVERAGE

MONSTER ENERGY GRAND PRIX OF CZECHIA

RACE NR. 2



Automotodrom Brno

5403 m.

#	Rider	Nation	Motorcycle	Top 5 speeds					Average	Top
95	Jaylen KORPORAAL	NED	HONDA	209.3	207.6	207.6	207.6	207.6	207.9	209.3
4	Casper PENNING	NED	HONDA	207.6	207.2	205.7	204.1	204.1	205.7	207.6
72	Junior DESCHOUWER	BEL	HONDA	207.6	206.5	203.0	202.2	199.6	203.8	207.6
2	Viktor CECH	CZE	HONDA	207.2	205.3	203.0	203.0	201.8	204.1	207.2
14	Danny HINKELMANN	GER	HONDA	207.2	206.8	200.0	198.1	196.7	200.9	207.2
88	Ruben NIJLAND	NED	HONDA	206.5	202.6	202.2	200.7	200.7	202.5	206.5
96	Swan EMPRIN	FRA	HONDA	206.5	203.3	201.4	201.1	200.3	202.5	206.5
7	Roman DURDIS	CZE	HONDA	206.1	205.3	204.1	204.1	202.2	204.4	206.1
21	Anina URLASS	GER	HONDA	205.3	204.9	204.9	202.6	202.6	204.1	205.3
5	Tamas LUKACS	HUN	HONDA	204.9	203.7	203.0	203.0	201.8	203.3	204.9
17	Thias WENZEL	GER	HONDA	204.1	203.7	203.3	199.2	197.8	201.6	204.1
93	Jason RUDOLPH	GER	HONDA	204.1	204.1	203.0	201.1	197.0	201.9	204.1
58	Zenno BULTÉ	BEL	HONDA	203.7	203.7	201.1	200.7	199.2	201.7	203.7
41	Douwe DOUMA	NED	HONDA	203.0	199.6	197.0	195.6	195.6	197.4	203.0
6	Anton Rishede EILERSEN	DEN	HONDA	202.6	201.8	200.3	200.0	199.6	200.7	202.6
79	Adam VYSKOCIL	CZE	HONDA	202.6	200.0	198.8	196.7	196.3	198.9	202.6
24	Smilla GÖTTLICH	GER	HONDA	201.8	200.3	200.3	200.0	197.8	199.7	201.8
54	Miro MASSON	BEL	HONDA	201.8	198.8	198.8	197.4	195.2	197.9	201.8
78	Tudor DEDEA	GER	HONDA	201.1	199.6	197.4	196.7	195.2	198.0	201.1
33	Levi FLIER	NED	HONDA	200.0	199.6	199.6	198.8	198.5	199.2	200.0
11	Robin SIEGERT	GER	HONDA	199.6	197.8	197.4	197.4	196.7	197.8	199.6
10	Louis WOLFF	GER	HONDA	194.2	193.5	193.2	192.5	192.5	193.2	194.2

These data/results cannot be reproduced, stored and/or transmitted in whole or in part by any manner of electronic, mechanical, photocopying, recording, broadcasting or otherwise now known or herein after developed without the previous express consent by the copyright owner, except for reproduction in daily press and regular printed publications on sale to the public within 60 days of the event related to those data/results and always provided that copyright symbol appears together as follows below.

© MotoGP Sports Entertainment Group, 2026

FASTEST LAPS SEQUENCE**MONSTER ENERGY GRAND PRIX OF CZECHIA
RACE NR. 2**

Automotodrom Brno

5403 m.

Lap	Race Time	#	Rider	Nation	Motorcycle	Time	Km/h	Riders's Lap
2	4'33.598	11	Robin SIEGERT	GER	HONDA	2'13.243	145.9	2
2	4'33.662	14	Danny HINKELMANN	GER	HONDA	2'13.196	146.0	2
2	4'33.929	7	Roman DURDIS	CZE	HONDA	2'13.082	146.1	2
2	4'34.340	96	Swan EMPRIN	FRA	HONDA	2'12.877	146.3	2
4	9'03.538	21	Anina URLASS	GER	HONDA	2'12.163	147.1	4

These data/results cannot be reproduced, stored and/or transmitted in whole or in part by any manner of electronic, mechanical, photocopying, recording, broadcasting or otherwise now known or herein after developed without the previous express consent by the copyright owner, except for reproduction in daily press and regular printed publications on sale to the public within 60 days of the event related to those data/results and always provided that copyright symbol appears together as follows below.

© MotoGP Sports Entertainment Group, 2026

CHRONOLOGICAL ANALYSIS OF PERFORMANCES

MONSTER ENERGY GRAND PRIX OF CZECHIA

RACE NR. 2



Automotodrom Brno

5403 m.

* Lap / Sector time cancelled
P Crossing the finish line in pit lane

T1 Time from finish line to 1st intermediate
T2 Time from 1st intermed. to 2nd intermed.

T3 Time from 2nd intermed. to 3rd intermed.
T4 Time from 3rd intermediate to finish line

Lap	Lap Time	T1	T2	T3	T4	Speed	Lap	Lap Time	T1	T2	T3	T4	Speed	
1st	11	Robin SIEGERT					Kiefer Racing	GER						
		Runs=1	Total laps=11	Full laps=10	Valid laps=10									
1	2'20.355	48.712	24.743	31.565	35.335	155.3	1	2'21.463	49.579	25.080	31.523	35.281	154.7	
2	2'13.243	42.099	24.780	31.307	35.057	197.4	2	2'12.877	41.825	24.881	31.370	34.801	201.1	
3	2'14.262	42.469	25.123	31.458	35.212	196.3	3	2'13.877	42.236	25.148	31.419	35.074	203.3	
4	2'14.348	42.694	24.851	31.474	35.329	195.6	4	2'14.124	42.683	25.092	31.275	35.074	206.5	
5	2'13.978	42.491	24.731	31.388	35.368	197.8	5	2'13.906	42.220	24.818	31.371	35.497	198.8	
6	2'13.833	42.220	24.940	31.517	35.156	199.6	6	2'13.815	42.002	24.923	31.442	35.448	200.3	
7	2'14.061	42.460	24.725	31.557	35.319	196.7	7	2'14.020	42.515	24.776	31.507	35.222	197.0	
8	2'13.215	42.218	24.667	31.347	34.983	193.2	8	2'13.540	42.375	24.804	31.323	35.038	196.0	
9	2'14.124	42.588	25.129	31.411	34.996	193.8	9	2'14.116	42.464	24.994	31.673	34.985	200.0	
10	2'13.199	42.305	24.598	31.422	34.874	196.0	10	2'13.056	42.108	24.669	31.385	34.894	201.4	
11	2'12.573	41.913	24.561	31.199	34.900	197.4	11	2'13.385	41.982	24.800	31.419	35.184	198.1	
2nd	21	Anina URLASS					MASS SPORTS Racing b	GER						
		Runs=1	Total laps=11	Full laps=10	Valid laps=10									
1	2'23.575	51.107	25.407	31.842	35.219	166.9	1	2'20.434	48.826	24.849	31.453	35.306	152.5	
2	2'13.587	41.983	24.916	31.665	35.023	204.9	2	2'13.365	42.366	24.688	31.315	34.996	197.4	
3	2'14.213	42.106	24.980	31.662	35.465	205.3	3	2'14.191	42.413	25.160	31.667	34.951	199.2	
4	2'12.163	41.547	24.563	31.246	34.807	201.4	4	2'14.488	42.930	25.117	31.475	34.966	196.0	
5	2'13.126	41.769	24.983	31.619	34.755	198.8	5	2'13.949	42.342	24.738	31.398	35.471	203.7	
6	2'13.973	42.352	25.112	31.480	35.029	200.3	6	2'13.691	42.058	25.025	31.460	35.148	204.1	
7	2'14.017	42.528	24.840	31.645	35.004	204.9	7	2'13.993	42.516	24.802	31.550	35.125	197.8	
8	2'13.325	42.133	24.762	31.576	34.854	202.6	8	2'13.239	42.095	24.911	31.397	34.836	195.2	
9	2'13.666	42.183	25.107	31.683	34.693	202.6	9	2'14.266	42.692	25.132	31.489	34.953	196.0	
10	2'12.874	41.880	24.678	31.445	34.871	198.8	10	2'13.336	42.463	24.776	31.211	34.886	197.0	
11	2'12.739	41.817	24.552	31.315	35.055	197.0	11	2'12.837 *	41.919	24.571	31.243	35.104 *	203.3	
3rd	7	Roman DURDIS					FS12 Racing Team	CZE						
		Runs=1	Total laps=11	Full laps=10	Valid laps=9									
1	2'20.847	49.647	24.790	31.282	35.128	162.1	1	2'20.466	49.043	24.768	31.408	35.247	153.4	
2	2'13.082	42.314	24.776	31.157	34.835	206.1	2	2'13.196	42.092	24.796	31.271	35.037	200.0	
3	2'14.033	42.034	25.179	31.630	35.190	205.3	3	2'14.326	42.447	25.185	31.527	35.167	196.3	
4	2'14.311 *	42.569	25.267	31.323 *	35.152	202.2	4	2'14.156 *	42.583	24.940	31.455 *	35.178	198.1	
5	2'14.085	42.796	24.849	31.214	35.226	197.4	5	2'13.935	42.213	24.856	31.435	35.431	196.7	
6	2'13.871	42.302	24.978	31.532	35.059	204.1	6	2'13.856	42.071	25.091	31.503	35.191	196.7	
7	2'14.058	42.630	24.734	31.714	34.980	198.8	7	2'14.004	42.335	24.802	31.629	35.238	194.5	
8	2'13.650	42.298	24.776	31.526	35.050	199.2	8	2'13.360	42.106	24.926	31.443	34.885	196.0	
9	2'13.584	41.894	25.147	31.581	34.962	204.1	9	2'15.254	43.071	25.220	31.665	35.298	193.8	
10	2'13.179	42.466	24.685	31.307	34.721	201.4	10	2'12.636	41.799	24.763	31.267	34.807	206.8	
11	2'12.561	41.916	24.645	31.112	34.888	199.2	11	2'13.061	41.874	24.660	31.456	35.071	207.2	
4th	96	Swan EMPRIN					SWAN96	FRA						
		Runs=1	Total laps=11	Full laps=10	Valid laps=10									
1	2'21.463	49.579	25.080	31.523	35.281	154.7	1	2'21.463	49.579	25.080	31.523	35.281	154.7	
2	2'12.877	41.825	24.881	31.370	34.801	201.1	2	2'12.877	41.825	24.881	31.370	34.801	201.1	
3	2'13.877	42.236	25.148	31.419	35.074	203.3	3	2'13.877	42.236	25.148	31.419	35.074	203.3	
4	2'14.124	42.683	25.092	31.275	35.074	206.5	4	2'14.124	42.683	25.092	31.275	35.074	206.5	
5	2'13.906	42.220	24.818	31.371	35.497	198.8	5	2'13.906	42.220	24.818	31.371	35.497	198.8	
6	2'13.815	42.002	24.923	31.442	35.448	200.3	6	2'13.815	42.002	24.923	31.442	35.448	200.3	
7	2'14.020	42.515	24.776	31.507	35.222	197.0	7	2'14.020	42.515	24.776	31.507	35.222	197.0	
8	2'13.540	42.375	24.804	31.323	35.038	196.0	8	2'13.540	42.375	24.804	31.323	35.038	196.0	
9	2'14.116	42.464	24.994	31.673	34.985	200.0	9	2'14.116	42.464	24.994	31.673	34.985	200.0	
10	2'13.056	42.108	24.669	31.385	34.894	201.4	10	2'13.056	42.108	24.669	31.385	34.894	201.4	
11	2'13.385	41.982	24.800	31.419	35.184	198.1	11	2'13.385	41.982	24.800	31.419	35.184	198.1	
5th	17	Thias WENZEL					Team NSA	GER						
		Runs=1	Total laps=11	Full laps=10	Valid laps=9									
1	2'20.434	48.826	24.849	31.453	35.306	152.5	1	2'20.434	48.826	24.849	31.453	35.306	152.5	
2	2'13.365	42.366	24.688	31.315	34.996	197.4	2	2'13.365	42.366	24.688	31.315	34.996	197.4	
3	2'14.191	42.413	25.160	31.667	34.951	199.2	3	2'14.191	42.413	25.160	31.667	34.951	199.2	
4	2'14.488	42.930	25.117	31.475	34.966	196.0	4	2'14.488	42.930	25.117	31.475	34.966	196.0	
5	2'13.949	42.342	24.738	31.398	35.471	203.7	5	2'13.949	42.342	24.738	31.398	35.471	203.7	
6	2'13.691	42.058	25.025	31.460	35.148	204.1	6	2'13.691	42.058	25.025	31.460	35.148	204.1	
7	2'13.993	42.516	24.802	31.550	35.125	197.8	7	2'13.993	42.516	24.802	31.550	35.125	197.8	
8	2'13.239	42.095	24.911	31.397	34.836	195.2	8	2'13.239	42.095	24.911	31.397	34.836	195.2	
9	2'14.266	42.692	25.132	31.489	34.953	196.0	9	2'14.266	42.692	25.132	31.489	34.953	196.0	
10	2'13.336	42.463	24.776	31.211	34.886	197.0	10	2'13.336	42.463	24.776	31.211	34.886	197.0	
11	2'12.837 *	41.919	24.571	31.243	35.104 *	203.3	11	2'12.837 *	41.919	24.571	31.243	35.104 *	203.3	
6th	14	Danny HINKELMANN					Hinkelmann DH14 Raci	GER						
		Runs=1	Total laps=11	Full laps=10	Valid laps=9									
1	2'20.466	49.043	24.768	31.408	35.247	153.4	1	2'20.466	49.043	24.768	31.408	35.247	153.4	
2	2'13.196	42.092	24.796	31.271	35.037	200.0	2	2'13.196	42.092	24.796	31.271	35.037	200.0	
3	2'14.326	42.447	25.185	31.527	35.167	196.3	3	2'14.326	42.447	25.185	31.527	35.167	196.3	
4	2'14.156 *	42.583	24.940	31.455 *	35.178	198.1	4	2'14.156 *	42.583	24.940	31.455 *	35.178	198.1	
5	2'13.935	42.213	24.856	31.435	35.431	196.7	5	2'13.935	42.213	24.856	31.435	35.431	196.7	
6	2'13.856	42.071	25.091	31.503	35.191	196.7	6	2'13.856	42.071	25.091	31.503	35.191	196.7	
7	2'14.004	42.335	24.802	31.629	35.238	194.5	7	2'14.004	42.335	24.802	31.629	35.238	194.5	
8	2'13.360	42.106	24.926	31.443	34.885	196.0	8	2'13.360	42.106	24.926	31.443	34.885	196.0	
9	2'15.254	43.071	25.220	31.665	35.298	193.8	9	2'15.254	43.071	25.220	31.665	35.298	193.8	
10	2'12.636	41.799	24.763	31.267	34.807	206.8	10	2'12.636	41.799	24.763	31.267	34.807	206.8	
11	2'13.061	41.874	24.660	31.456	35.071	207.2	11	2'13.061	41.874	24.660	31.456	35.071	207.2	

Fastest Lap: Anina URLASS GER S SPORTS Racing by JRP Motosport 2'12.163 41.547 24.563 31.246 34.807

These data/results cannot be reproduced, stored and/or transmitted in whole or in part by any manner of electronic, mechanical, photocopying, recording, broadcasting or otherwise now known or herein after developed without the previous express consent by the copyright owner, except for reproduction in daily press and regular printed publications on sale to the public within 60 days of the event related to those data/results and always provided that copyright symbol appears together as follows below.

© MotoGP Sports Entertainment Group, 2026

Race Nr. 2

M4N™

Lap	Lap Time	T1	T2	T3	T4	Speed
7th	95	Jaylen KORPORAAL		Jaylen Korporaal Racing NED		
		Runs=1	Total laps=11	Full laps=10	Valid laps=10	
1	2'21.099	49.758	25.112	31.172	35.057	157.4
2	2'13.500	42.263	25.027	31.327	34.883	209.3
3	2'14.067	42.206	25.117	31.561	35.183	207.6
4	2'14.001	42.507	25.227	31.293	34.974	207.6
5	2'13.818	42.272	25.090	31.254	35.202	207.6
6	2'14.001	42.276	25.089	31.478	35.158	204.1
7	2'14.088	42.593	24.812	31.629	35.054	204.5
8	2'13.589	42.366	24.949	31.348	34.926	200.7
9	2'14.053	42.307	25.274	31.605	34.867	207.6
10	2'13.297	42.160	24.912	31.296	34.929	206.1
11	2'12.894	41.784	24.797	31.240	35.073	201.8

Lap	Lap Time	T1	T2	T3	T4	Speed
8th	4	Casper PENNINGS		MASS SPORTS Racing b NED		
		Runs=1	Total laps=11	Full laps=10	Valid laps=9	
1	2'20.717	49.318	24.815	31.423	35.161	156.7
2	2'13.408	42.367	24.785	31.373	34.883	204.1
3	2'14.034	42.208	25.215	31.541	35.070	207.6
4	2'14.161	42.528	25.008	31.384	35.241	203.3
5	2'14.307	42.927	24.913	31.432	35.035	198.1
6	2'13.960	42.293	25.096	31.446	35.125	207.2
7	2'13.754	42.391	24.781	31.645	34.937	205.7
8	2'13.561	42.370	24.751	31.364	35.076	198.5
9	2'14.583	42.388	25.210	31.590	35.395	200.7
10	2'13.481 *	42.102	24.866	31.486 *	35.027	204.1
11	2'13.394	41.910	24.739	31.499	35.246	201.4

Lap	Lap Time	T1	T2	T3	T4	Speed
9th	2	Viktor CECH		ZC RACING s.r.o. CZE		
		Runs=1	Total laps=11	Full laps=10	Valid laps=6	
1	2'20.920	49.204	24.754	31.747	35.215	155.8
2	2'13.117	42.018	24.763	31.268	35.068	207.2
3	2'14.467 *	42.658	25.121	31.518	35.170 *	205.3
4	2'14.628	42.568	25.201	31.741	35.118	203.0
5	2'14.199	42.417	25.071	31.513	35.198	197.0
6	2'13.689	42.270	24.804	31.443	35.172	196.7
7	2'13.900	42.365	24.941	31.530	35.064	200.7
8	2'13.783	42.223	24.953	31.361	35.246	201.8
9	2'14.072 *	42.266	24.946	31.667	35.193 *	201.1
10	2'13.562 *	41.963	24.891	31.442	35.266 *	203.0
11	2'14.554 *	42.142 *	25.096	31.592 *	35.724	199.6

Lap	Lap Time	T1	T2	T3	T4	Speed
10th	58	Zenno BULTÉ		Zenno58 BEL		
		Runs=1	Total laps=11	Full laps=10	Valid laps=8	
1	2'22.933	50.705	25.317	31.738	35.173	161.1
2	2'13.881	42.181	24.851	31.507	35.342	203.7
3	2'14.430	42.172	24.931	31.681	35.646	199.2
4	2'14.812	42.841	24.990	31.674	35.307	193.5
5	2'14.916	42.399	25.319	31.820	35.378	203.7
6	2'14.569 *	42.416 *	25.139	31.650	35.364	201.1
7	2'14.678	42.609	25.183	31.577	35.309	195.2
8	2'15.732	43.038	25.245	32.097	35.352	192.8
9	2'14.667 *	42.258	25.146 *	31.879	35.384	198.1
10	2'15.018	42.554	25.111	31.975	35.378	200.7
11	2'14.849	42.673	25.086	31.557	35.533	194.9

Lap	Lap Time	T1	T2	T3	T4	Speed
11th	72	Junior DESCHOUWER		Junior Black Knights BEL		
		Runs=1	Total laps=11	Full laps=10	Valid laps=8	
1	2'23.216	50.530	25.323	32.101	35.262	163.6
2	2'13.948	42.036	24.929	31.478	35.505	206.5
3	2'14.175	42.377	24.999	31.427	35.372	203.0
4	2'14.544	42.435	25.009	31.498	35.602	195.6
5	2'14.949	42.403	25.064	31.713	35.769	199.6
6	2'15.180	42.960	25.206	31.477	35.537	197.4
7	2'14.715 *	42.742 *	25.262 *	31.441	35.270	202.2
8	2'15.188	42.510	25.160	31.896	35.622	207.6
9	2'15.352	43.014	25.153	31.594	35.591	196.0
10	2'15.151 *	42.357	25.056	31.988 *	35.750	198.5
11	2'14.087	42.416	25.045	31.306	35.320	197.8

Lap	Lap Time	T1	T2	T3	T4	Speed
12th	79	Adam VYSKOCIL		AV79 racing team CZE		
		Runs=1	Total laps=11	Full laps=10	Valid laps=10	
1	2'22.299	49.954	25.136	31.692	35.517	159.7
2	2'14.382	42.408	24.962	31.594	35.418	198.8
3	2'14.601	42.455	25.050	31.678	35.418	196.3
4	2'14.731	42.933	25.066	31.425	35.307	194.5
5	2'14.762	42.533	25.059	31.656	35.514	202.6
6	2'14.731	42.495	25.160	31.698	35.378	196.7
7	2'14.737	42.429	25.098	31.715	35.495	192.8
8	2'15.686	42.861	25.064	32.024	35.737	191.8
9	2'14.913	42.718	25.068	31.966	35.161	194.5
10	2'14.744	42.511	25.041	31.765	35.427	200.0
11	2'14.952	42.839	25.026	31.432	35.655	194.5

Lap	Lap Time	T1	T2	T3	T4	Speed
13th	5	Tamas LUKACS		HRLF Promotion HUN		
		Runs=1	Total laps=11	Full laps=10	Valid laps=8	
1	2'23.523	50.703	25.535	31.923	35.362	157.8
2	2'14.274 *	42.036	25.259	31.686 *	35.293	203.0
3	2'14.357	41.987	25.107	31.953	35.310	204.9
4	2'14.313	42.317	25.136	31.611	35.249	203.0
5	2'14.785	42.437	25.219	31.705	35.424	203.7
6	2'14.686	42.446	25.153	31.546	35.541	200.7
7	2'14.419	42.344	25.193	31.537	35.345	201.8
8	2'15.437 *	42.473	25.275	32.026	35.663 *	199.6
9	2'14.737	42.619	25.073	31.616	35.429	194.9
10	2'15.108	42.951	25.033	31.761	35.363	197.0
11	2'14.928	42.573	25.020	31.557	35.778	196.3

Lap	Lap Time	T1	T2	T3	T4	Speed
14th	24	Smilla GÖTLICH		Team Freudenberg - P GER		
		Runs=1	Total laps=11	Full laps=10	Valid laps=7	
1	2'22.347	50.255	25.198	31.386	35.508	157.8
2	2'14.285 *	42.182	25.001	31.626	35.476 *	200.3
3	2'14.666	42.586	24.900	31.676	35.504	196.0
4	2'14.627 *	42.402	24.934 *	31.604	35.687	194.2
5	2'14.898	42.326	25.250	31.834	35.488	197.8
6	2'14.984 *	42.723	25.171 *	31.623	35.467	196.7
7	2'14.711	42.199	25.176	31.755	35.581	197.8
8	2'15.316	42.404	25.119	32.067	35.726	201.8
9	2'15.059	42.732	25.077	31.894	35.356	196.0
10	2'15.621	42.825	25.111	32.007	35.678	200.0

Fastest Lap: Anina URLASS GER S SPORTS Racing by JRP Motosport 2'12.163 41.547 24.563 31.246 34.807

These data/results cannot be reproduced, stored and/or transmitted in whole or in part by any manner of electronic, mechanical, photocopying, recording, broadcasting or otherwise now known or herein after developed without the previous express consent by the copyright owner, except for reproduction in daily press and regular printed publications on sale to the public within 60 days of the event related to those data/results and always provided that copyright symbol appears together as follows below.

© MotoGP Sports Entertainment Group, 2026

Race Nr. 2

M4N™

Lap	Lap Time	T1	T2	T3	T4	Speed
11	2'14.068	42.256	24.876	31.490	35.446	200.3

15th 93		Jason RUDOLPH		Racingteam Rudolph		GER
Runs=1	Total laps=11	Full laps=10	Valid laps=8			
1	2'23.825	51.004	25.322	31.880	35.619	159.2
2	2'14.049	41.993	25.233	31.599	35.224	201.1
3	2'13.921	42.019	25.099	31.607	35.196	204.1
4	2'14.432	42.534	25.015	31.591	35.292	194.5
5	2'14.651	42.420	25.233	31.522	35.476	197.0
6	2'15.497	43.384	24.962	31.668	35.483	196.0
7	2'14.219 *	42.491 *	24.927 *	31.501	35.300	203.0
8	2'15.602	42.746	25.309	31.760	35.787	204.1
9	2'14.439	42.654	24.964	31.373	35.448	196.3
10	2'15.741 *	43.180	25.146	31.649 *	35.766	195.2
11	2'15.753	43.187	24.963	32.180	35.423	195.2

16th 6		Anton Rishede EILERSE		ARE Racing		DEN
Runs=1	Total laps=11	Full laps=10	Valid laps=10			
1	2'23.060	50.217	25.424	31.933	35.486	160.9
2	2'14.371	42.269	25.129	31.578	35.395	199.6
3	2'14.908	42.555	25.200	31.821	35.332	200.3
4	2'14.655	42.258	25.201	31.809	35.387	200.0
5	2'14.663	42.558	25.031	31.732	35.342	196.7
6	2'14.858	42.508	25.375	31.672	35.303	198.8
7	2'14.877	42.387	25.287	31.744	35.459	202.6
8	2'15.141	42.524	25.090	31.846	35.681	197.0
9	2'14.963	42.527	25.205	31.626	35.605	201.8
10	2'15.275	42.412	25.443	31.724	35.696	196.7
11	2'15.789	42.703	25.141	32.047	35.898	199.6

17th 88		Ruben NIJLAND		RNLF Racing team		NED
Runs=1	Total laps=11	Full laps=10	Valid laps=8			
1	2'22.801	50.141	25.402	31.860	35.398	157.6
2	2'13.991	41.994	25.034	31.492	35.471	199.2
3	2'15.098	42.612	25.253	31.491	35.742	200.7
4	2'14.289	41.998	25.089	31.474	35.728	198.1
5	2'15.336	42.682	25.425	31.614	35.615	200.7
6	2'14.802 *	42.478 *	25.138	31.526	35.660	196.7
7	2'14.484	42.185	25.115	31.736	35.448	202.2
8	2'15.601	42.598	25.383	31.886	35.734	206.5
9	2'14.933	42.569	24.961	31.845	35.558	200.0
10	2'15.317 *	42.511 *	25.333	31.739	35.734	197.8
11	2'16.432	43.137	25.320	32.059	35.916	202.6

18th 54		Miro MASSON		Junior Black Knights		BEL
Runs=1	Total laps=11	Full laps=10	Valid laps=10			
1	2'24.576	51.368	25.439	31.913	35.856	163.8
2	2'15.049	42.528	25.335	31.778	35.408	201.8
3	2'14.773	42.437	25.240	31.637	35.459	198.8
4	2'14.396	42.511	25.140	31.468	35.277	198.8
5	2'15.044	42.338	25.033	31.638	36.035	197.4
6	2'15.889	42.663	25.261	31.801	36.164	194.9
7	2'15.371	42.969	25.080	31.737	35.585	195.2
8	2'16.329	43.155	25.460	32.027	35.687	194.2
9	2'15.354	42.743	25.138	31.753	35.720	194.9

Lap	Lap Time	T1	T2	T3	T4	Speed
10	2'16.448	42.963	25.738	32.098	35.649	195.2
11	2'16.094	42.945	25.326	31.781	36.042	193.8

19th 33		Levi FLIER		RNLF Racing team		NED
Runs=1	Total laps=11	Full laps=10	Valid laps=8			
1	2'23.538	50.312	25.397	31.985	35.844	159.2
2	2'15.024 *	42.189	25.156	32.072 *	35.607	199.6
3	2'15.366 *	42.598	25.201 *	32.017 *	35.550	199.6
4	2'14.820	42.520	24.967	31.822	35.511	198.5
5	2'15.581	42.519	25.025	31.713	36.324	198.1
6	2'15.449	42.349	25.329	31.868	35.903	200.0
7	2'15.425	43.123	25.022	31.680	35.600	197.0
8	2'16.314	42.996	25.429	32.231	35.658	198.5
9	2'15.450	42.797	25.115	31.967	35.571	197.8
10	2'16.405	42.847	25.420	32.292	35.846	197.4
11	2'16.045	43.068	25.190	31.805	35.982	198.8

20th 78		Tudor DEDEA		Tudor Racing		GER
Runs=1	Total laps=11	Full laps=10	Valid laps=8			
1	2'24.400	50.979	25.427	32.338	35.656	159.7
2	2'14.884 *	42.379	25.166	31.894 *	35.445	199.6
3	2'14.529	42.146	24.993	31.829	35.561	195.2
4	2'14.711 *	42.341	25.038	31.786	35.546 *	196.7
5	2'15.708	42.333	25.056	31.799	36.520	194.5
6	2'15.379	42.266	25.382	31.898	35.833	197.4
7	2'15.715	43.225	25.341	31.695	35.454	192.5
8	2'16.186	42.838	25.662	32.112	35.574	201.1
9	2'15.221	42.878	25.102	31.827	35.414	194.5
10	2'16.530	42.975	25.599	32.103	35.853	193.2
11	2'16.198	43.130	25.308	31.782	35.978	193.2

21st 41		Douwe DOUMA		Douma Racing		NED
Runs=1	Total laps=11	Full laps=10	Valid laps=8			
1	2'25.018	51.296	25.758	32.026	35.938	164.3
2	2'15.338	42.511	25.219	31.851	35.757	203.0
3	2'15.961 *	42.645	25.149	32.237	35.930 *	199.6
4	2'16.620	42.968	25.324	32.243	36.085	197.0
5	2'16.993	43.129	25.409	32.420	36.035	195.2
6	2'16.789	43.271	25.322	32.269	35.927	195.6
7	2'16.840	43.108	25.425	32.332	35.975	195.2
8	2'17.680 *	43.474	25.546	32.473 *	36.187	195.6
9	2'17.259	43.381	25.357	32.434	36.087	194.5
10	2'17.195	43.340	25.458	32.426	35.971	195.6
11	2'17.738	43.508	25.599	32.401	36.230	195.6

22nd 10		Louis WOLFF		Kiefer Racing		GER
Runs=1	Total laps=11	Full laps=10	Valid laps=10			
1	3'59.662	2'23.956	26.639	32.830	36.237	154.7
2	2'16.216	43.274	25.327	31.835	35.780	190.8
3	2'16.169	43.042	25.123	32.006	35.998	192.5
4	2'16.735	43.112	25.638	32.087	35.898	194.2
5	2'16.075	42.954	25.047	32.100	35.974	192.1
6	2'15.436	42.824	24.970	31.728	35.914	191.8
7	2'16.098	42.983	25.339	31.926	35.850	192.5
8	2'16.254	43.394	25.213	31.885	35.762	192.1

Fastest Lap: Anina URLASS GER S SPORTS Racing by JRP Motosport **2'12.163** 41.547 24.563 31.246 34.807

These data/results cannot be reproduced, stored and/or transmitted in whole or in part by any manner of electronic, mechanical, photocopying, recording, broadcasting or otherwise now known or herein after developed without the previous express consent by the copyright owner, except for reproduction in daily press and regular printed publications on sale to the public within 60 days of the event related to those data/results and always provided that copyright symbol appears together as follows below.

© MotoGP Sports Entertainment Group, 2026

Race Nr. 2

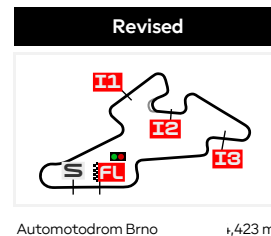
M4N™

Lap	Lap Time	T1	T2	T3	T4	Speed	Lap	Lap Time	T1	T2	T3	T4	Speed
9	2'16.267	42.849	25.513	32.297	35.608	193.2							
10	2'16.470	42.886	25.277	32.223	36.084	193.5							
11	2'18.377	43.514	25.604	32.591	36.668	191.1							

Fastest Lap: Anina URLASS GER S SPORTS Racing by JRP Motosport **2'12.163** 41.547 24.563 31.246 34.807

These data/results cannot be reproduced, stored and/or transmitted in whole or in part by any manner of electronic, mechanical, photocopying, recording, broadcasting or otherwise now known or herein after developed without the previous express consent by the copyright owner, except for reproduction in daily press and regular printed publications on sale to the public within 60 days of the event related to those data/results and always provided that copyright symbol appears together as follows below.

© MotoGP Sports Entertainment Group, 2026



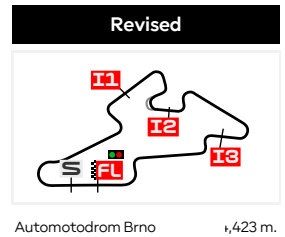
OFFICIAL STARTING GRID
MONSTER ENERGY GRAND PRIX OF CZECHIA
 RACE : 11 LAPS = 59.433 KM

Automotodrom Brno 4,423 m.

1	1 2'12.254 11 Robin SIEGERT Honda	2	2 2'13.473 14 Danny HINKELMANN Honda	3	3 2'13.703 17 Thias WENZEL Honda
2	4 2'13.713 95 Jaylen KORPORAAL Honda	5	5 2'13.826 10 Louis WOLFF Honda	6	6 2'14.096 2 Viktor CECH Honda
3	7 2'14.190 96 Swan EMPRIN Honda	8	8 2'14.272 88 Ruben NIJLAND Honda	9	9 2'14.361 4 Casper PENNINGNS Honda
4	10 2'14.510 7 Roman DURDIS Honda	11	11 2'14.974 24 Smilla GÖTTLICH Honda	12	12 2'15.022 5 Tamas LUKACS Honda
5	13 2'15.047 33 Levi FLIER Honda	14	14 2'15.131 6 Anton Rishede EILERSEN Honda	15	15 2'15.192 79 Adam VYSKOCIL Honda
6	16 2'15.284 93 Jason RUDOLPH Honda	17	17 2'15.675 78 Tudor DEDEA Honda	18	18 2'15.928 58 Zenno BULTÉ Honda
7	19 2'15.989 41 Douwe DOUMA Honda	20	20 2'16.083 72 Junior DESCHOUWER Honda	21	21 2'16.298 54 Miro MASSON Honda

Moto4™ Northern Cup Race Direction sanction, #21 URLASS disqualified for Technical regulations infringement.

The results are provisional until the end of the limit for protest and appeals.
 Time limit for protest expires 60' after publication of the results - **Jindrich HRNECEK** Time: **10:00**
 These data/results cannot be reproduced, stored and/or transmitted in whole or in part by any manner of electronic, mechanical, photocopying, recording, broadcasting or otherwise now known or herein after developed without the previous express consent by the copyright owner, except for reproduction in daily press and regular printed publications on sale to the public within 60 days of the event related to those data/results and always provided that copyright symbol appears together as follows below.
 © MotoGP Sports Entertainment Group, 2026



OFFICIAL STARTING GRID

MONSTER ENERGY GRAND PRIX OF CZECHIA

RACE : 11 LAPS = 59.433 KM

8

22
 2'12.136
21 Anina URLASS
 Honda

Moto4™ Northern Cup Race Direction sanction, #21 URLASS disqualified for Technical regulations infringement.

The results are provisional until the end of the limit for protest and appeals.

Time limit for protest expires 60' after publication of the results - **Jindrich HRNECEK** Time: **10:00**

These data/results cannot be reproduced, stored and/or transmitted in whole or in part by any manner of electronic, mechanical, photocopying, recording, broadcasting or otherwise now known or herein after developed without the previous express consent by the copyright owner, except for reproduction in daily press and regular printed publications on sale to the public within 60 days of the event related to those data/results and always provided that copyright symbol appears together as follows below.

© MotoGP Sports Entertainment Group, 2026



Automotodrom Brno 5403 m.

LAP CHART

MONSTER ENERGY GRAND PRIX OF CZECHIA

RACE NR. 2

Pos	1	2	3	4	5	6	7	8	9	10	11	12	13	14	15	16	17	18	19	20	21	22
Grid	11	14	17	95	10	2	96	88	4	7	24	5	33	6	79	93	78	58	41	72	54	21
1	11	17	14	4	7	2	95	96	79	24	88	58	6	72	5	33	21	93	78	54	41	10
2	11	14	17	7	2	4	96	95	24	79	88	58	21	72	6	5	93	33	78	54	41	10
3	11	7	14	17	4	96	2	95	58	79	24	72	21	93	88	5	6	78	33	54	41	10
4	14	11	7	4	96	17	95	2	21	72	24	79	58	88	93	5	6	78	33	54	41	10
5	14	11	96	7	17	95	4	21	2	79	24	72	93	58	5	88	6	54	78	33	41	10
6	14	11	96	17	7	95	4	21	2	79	58	24	5	72	88	93	6	78	54	33	41	10
7	14	11	96	17	7	4	95	21	2	58	79	5	24	93	72	88	6	54	33	78	41	10
8	11	14	17	96	4	7	21	95	2	5	24	72	79	58	93	88	6	54	78	33	41	10
9	11	7	17	21	96	95	4	14	2	5	58	93	79	24	72	88	6	78	54	33	41	10
10	21	11	7	96	17	14	95	4	2	79	58	5	93	72	24	88	6	54	78	33	41	10
L 11	11	21	7	17	96	14	95	4	2	58	72	79	5	24	93	6	88	54	33	78	41	10

L
a
p
s

Winner Lapped rider

These data/results cannot be reproduced, stored and/or transmitted in whole or in part by any manner of electronic, mechanical, photocopying, recording, broadcasting or otherwise now known or herein after developed without the previous express consent by the copyright owner, except for reproduction in daily press and regular printed publications on sale to the public within 60 days of the event related to those data/results and always provided that copyright symbol appears together as follows below.

© MotoGP Sports Entertainment Group, 2026

FASTEST LAP OF EACH RIDER

MONSTER ENERGY GRAND PRIX OF CZECHIA

RACE NR. 2



Automotodrom Brno

5403 m.

#	Rider	Nation	Team	Motorcycle	Time	Lap Total	Gap
1	21 Anina URLASS	GER	MASS SPORTS Racing by JRP Motospo	HONDA	2'12.163	4 11	
2	7 Roman DURDIS	CZE	FS12 Racing Team	HONDA	2'12.561	11 11	0.398 0.398
3	11 Robin SIEGERT	GER	Kiefer Racing	HONDA	2'12.573	11 11	0.410 0.012
4	14 Danny HINKELMANN	GER	Hinkelmann DH 14 Racing	HONDA	2'12.636	10 11	0.473 0.063
5	96 Swan EMPRIN	FRA	SWAN96	HONDA	2'12.877	2 11	0.714 0.241
6	95 Jaylen KORPORAAL	NED	Jaylen Korporaal Racing	HONDA	2'12.894	11 11	0.731 0.017
7	2 Viktor CECH	CZE	ZC RACING s.r.o.	HONDA	2'13.117	2 11	0.954 0.223
8	17 Thias WENZEL	GER	Team NSA	HONDA	2'13.239	8 11	1.076 0.122
9	4 Casper PENNING	NED	MASS SPORTS Racing by JRP Motospo	HONDA	2'13.394	11 11	1.231 0.155
10	58 Zenno BULTÉ	BEL	Zenno58	HONDA	2'13.881	2 11	1.718 0.487
11	93 Jason RUDOLPH	GER	Racingteam Rudolph	HONDA	2'13.921	3 11	1.758 0.040
12	72 Junior DESCHOUWER	BEL	Junior Black Knights	HONDA	2'13.948	2 11	1.785 0.027
13	88 Ruben NIJLAND	NED	RNLFF Racing team	HONDA	2'13.991	2 11	1.828 0.043
14	24 Smilla GÖTTLICH	GER	Team Freudenberg - PALIGO Racing	HONDA	2'14.068	11 11	1.905 0.077
15	5 Tamas LUKACS	HUN	HRLF Promotion	HONDA	2'14.313	4 11	2.150 0.245
16	6 Anton Rishede EILERSEN	DEN	ARE Racing	HONDA	2'14.371	2 11	2.208 0.058
17	79 Adam VYSKOCIL	CZE	AV79 racing team	HONDA	2'14.382	2 11	2.219 0.011
18	54 Miro MASSON	BEL	Junior Black Knights	HONDA	2'14.396	4 11	2.233 0.014
19	78 Tudor DEDEA	GER	Tudor Racing	HONDA	2'14.529	3 11	2.366 0.133
20	33 Levi FLIER	NED	RNLFF Racing team	HONDA	2'14.820	4 11	2.657 0.291
21	41 Douwe DOUMA	NED	Douma Racing	HONDA	2'15.338	2 11	3.175 0.518
22	10 Louis WOLFF	GER	Kiefer Racing	HONDA	2'15.436	6 11	3.273 0.098

These data/results cannot be reproduced, stored and/or transmitted in whole or in part by any manner of electronic, mechanical, photocopying, recording, broadcasting or otherwise now known or herein after developed without the previous express consent by the copyright owner, except for reproduction in daily press and regular printed publications on sale to the public within 60 days of the event related to those data/results and always provided that copyright symbol appears together as follows below.

© MotoGP Sports Entertainment Group, 2026



Automotodrom Brno 5403 m.

ANALYSIS BY LAP

MONSTER ENERGY GRAND PRIX OF CZECHIA

RACE NR. 2

Num Lap Time Gap

Num	Lap Time	Gap	Num	Lap Time	Gap	Num	Lap Time	Gap	Num	Lap Time	Gap			
Lap 1			78	2'14.884	5.686	93	2'14.432	4.083	58	2'14.569	5.606	21	2'13.325	0.684
11	2'20.355		54	2'15.049	6.027	5	2'14.313	4.323	24	2'14.984	5.872	95	2'13.589	0.868
17	2'20.434	0.079	41	2'15.338	6.758	6	2'14.655	4.850	5	2'14.686	6.003	2	2'13.783	1.408
14	2'20.466	0.111	10	2'16.216	1'42.280	78	2'14.711	6.380	72	2'15.180	6.077	5	2'15.437	8.499
4	2'20.717	0.362	Lap 3			33	2'14.820	6.604	88	2'14.802	6.382	24	2'15.316	8.539
7	2'20.847	0.492	11	2'14.262		54	2'14.396	6.650	93	2'15.497	6.440	72	2'15.188	8.620
2	2'20.920	0.565	7	2'14.033	0.102	41	2'16.620	10.793	6	2'14.858	6.580	79	2'15.686	8.634
95	2'21.099	0.744	14	2'14.326	0.128	10	2'16.735	1'46.638	78	2'15.379	9.676	58	2'15.732	8.656
96	2'21.463	1.108	17	2'14.191	0.130	Lap 5			54	2'15.889	9.792	93	2'15.602	8.901
79	2'22.299	1.944	4	2'14.034	0.299	14	2'13.935		33	2'15.449	9.843	88	2'15.601	9.107
24	2'22.347	1.992	96	2'13.877	0.357	11	2'13.978	0.107	41	2'16.789	16.784	6	2'15.141	9.238
88	2'22.801	2.446	2	2'14.467	0.644	96	2'13.906	0.168	10	2'15.436	1'50.358	54	2'16.329	14.132
58	2'22.933	2.578	95	2'14.067	0.806	7	2'14.085	0.279	Lap 7			78	2'16.186	14.217
6	2'23.060	2.705	58	2'14.430	3.384	17	2'13.949	0.348	14	2'14.004		33	2'16.314	14.222
72	2'23.216	2.861	79	2'14.601	3.422	95	2'13.818	0.406	11	2'14.061	0.141	41	2'17.680	23.944
5	2'23.523	3.168	24	2'14.666	3.438	4	2'14.307	0.548	96	2'14.020	0.143	10	2'16.254	1'55.350
33	2'23.538	3.183	72	2'14.175	3.479	21	2'13.126	0.585	17	2'13.993	0.172	Lap 9		
21	2'23.575	3.220	21	2'14.213	3.515	2	2'14.199	1.252	7	2'14.058	0.348	11	2'14.124	
93	2'23.825	3.470	93	2'13.921	3.935	79	2'14.762	4.696	4	2'13.754	0.402	7	2'13.584	0.102
78	2'24.400	4.045	88	2'15.098	4.030	24	2'14.898	4.744	95	2'14.088	0.635	17	2'14.266	0.197
54	2'24.576	4.221	5	2'14.357	4.294	72	2'14.949	4.753	21	2'14.017	0.715	21	2'13.666	0.226
41	2'25.018	4.663	6	2'14.908	4.479	93	2'14.651	4.799	2	2'13.900	0.981	96	2'14.116	0.319
10	3'59.662	1'39.307	78	2'14.529	5.953	58	2'14.916	4.893	58	2'14.678	6.280	95	2'14.053	0.797
Lap 2			33	2'15.366	6.068	5	2'14.785	5.173	79	2'14.737	6.304	4	2'14.583	1.066
11	2'13.243		54	2'14.773	6.538	88	2'15.336	5.436	5	2'14.419	6.418	14	2'15.254	1.134
14	2'13.196	0.064	41	2'15.961	8.457	6	2'14.663	5.578	24	2'14.711	6.579	2	2'14.072	1.356
17	2'13.365	0.201	10	2'16.169	1'44.187	54	2'15.044	7.759	93	2'14.219	6.655	5	2'14.737	9.112
7	2'13.082	0.331	Lap 4			78	2'15.708	8.153	72	2'14.715	6.788	58	2'14.667	9.199
2	2'13.117	0.439	14	2'14.156		33	2'15.581	8.250	88	2'14.484	6.862	93	2'14.439	9.216
4	2'13.408	0.527	11	2'14.348	0.064	41	2'16.993	13.851	6	2'14.877	7.453	79	2'14.913	9.423
96	2'12.877	0.742	7	2'14.311	0.129	10	2'16.075	1'48.778	54	2'15.371	11.159	24	2'15.059	9.474
95	2'13.500	1.001	4	2'14.161	0.176	Lap 6			33	2'15.425	11.264	72	2'15.352	9.848
24	2'14.285	3.034	96	2'14.124	0.197	14	2'13.856		78	2'15.715	11.387	88	2'14.933	9.916
79	2'14.382	3.083	17	2'14.488	0.334	11	2'13.833	0.084	41	2'16.840	19.620	6	2'14.963	10.077
88	2'13.991	3.194	95	2'14.001	0.523	96	2'13.815	0.127	10	2'16.098	1'52.452	78	2'15.221	15.314
58	2'13.881	3.216	2	2'14.628	0.988	17	2'13.691	0.183	Lap 8			54	2'15.354	15.362
21	2'13.587	3.564	21	2'12.163	1.394	7	2'13.871	0.294	11	2'13.215		33	2'15.450	15.548
72	2'13.948	3.566	72	2'14.544	3.739	95	2'14.001	0.551	14	2'13.360	0.004	41	2'17.259	27.079
6	2'14.371	3.833	24	2'14.627	3.781	4	2'13.960	0.652	17	2'13.239	0.055	10	2'16.267	1'57.493
5	2'14.274	4.199	79	2'14.731	3.869	21	2'13.973	0.702	96	2'13.540	0.327	Lap 10		
93	2'14.049	4.276	58	2'14.812	3.912	2	2'13.689	1.085	4	2'13.561	0.607	21	2'12.874	
33	2'15.024	4.964	88	2'14.289	4.035	79	2'14.731	5.571	7	2'13.650	0.642	11	2'13.199	0.099

Lapped rider

These data/results cannot be reproduced, stored and/or transmitted in whole or in part by any manner of electronic, mechanical, photocopying, recording, broadcasting or otherwise now known or herein after developed without the previous express consent by the copyright owner, except for reproduction in daily press and regular printed publications on sale to the public within 60 days of the event related to those data/results and always provided that copyright symbol appears together as follows below.

© MotoGP Sports Entertainment Group, 2026

Num	Lap Time	Gap
7	2'13.179	0.181
96	2'13.056	0.275
17	2'13.336	0.433
14	2'12.636	0.670
95	2'13.297	0.994
4	2'13.481	1.447
2	2'13.562	1.818
79	2'14.744	11.067
58	2'15.018	11.117
5	2'15.108	11.120
93	2'15.741	11.857
72	2'15.151	11.899
24	2'15.621	11.995
88	2'15.317	12.133
6	2'15.275	12.252
54	2'16.448	18.710
78	2'16.530	18.744
33	2'16.405	18.853
41	2'17.195	31.174
10	2'16.470	2'00.863

Lap 11

11	2'12.573	
21	2'12.739	0.067
7	2'12.561	0.070
17	2'12.837	0.598
96	2'13.385	0.988
14	2'13.061	1.059
95	2'12.894	1.216
4	2'13.394	2.169
2	2'14.554	3.700
58	2'14.849	13.294
72	2'14.087	13.314
79	2'14.952	13.347
5	2'14.928	13.376
24	2'14.068	13.391
93	2'15.753	14.938
6	2'15.789	15.369
88	2'16.432	15.893
54	2'16.094	22.132
33	2'16.045	22.226
78	2'16.198	22.270
41	2'17.738	36.240
10	2'18.377	2'06.568

Lapped rider

These data/results cannot be reproduced, stored and/or transmitted in whole or in part by any manner of electronic, mechanical, photocopying, recording, broadcasting or otherwise now known or herein after developed without the previous express consent by the copyright owner, except for reproduction in daily press and regular printed publications on sale to the public within 60 days of the event related to those data/results and always provided that copyright symbol appears together as follows below.

© MotoGP Sports Entertainment Group, 2026

EVENT BEST MAXIMUM SPEED

MONSTER ENERGY GRAND PRIX OF CZECHIA

RACE NR. 2



Automotodrom Brno

5403 m.

#	Rider	Nation	Team	Motorcycle	Km/h	
95	Jaylen KORPORAAL	NED	Jaylen Korporaal Racing	HONDA	209.3	Race Nr. 2
72	Junior DESCHOUWER	BEL	Junior Black Knights	HONDA	207.6	Race Nr. 2
4	Casper PENNINGS	NED	MASS SPORTS Racing by JRP Motosport	HONDA	207.6	Race Nr. 2
14	Danny HINKELMANN	GER	Hinkelmann DH 14 Racing	HONDA	207.2	Race Nr. 2
2	Viktor CECH	CZE	ZC RACING s.r.o.	HONDA	207.2	Race Nr. 2
88	Ruben NIJLAND	NED	RNLF Racing team	HONDA	206.5	Race Nr. 2
96	Swan EMPRIN	FRA	SWAN96	HONDA	206.5	Race Nr. 2
7	Roman DURDIS	CZE	FS12 Racing Team	HONDA	206.1	Race Nr. 2
21	Anina URLASS	GER	MASS SPORTS Racing by JRP Motosport	HONDA	205.3	Race Nr. 2
5	Tamas LUKACS	HUN	HRLF Promotion	HONDA	204.9	Race Nr. 2
93	Jason RUDOLPH	GER	Racingteam Rudolph	HONDA	204.1	Race Nr. 2
17	Thias WENZEL	GER	Team NSA	HONDA	204.1	Race Nr. 2
58	Zenno BULTÉ	BEL	Zenno58	HONDA	203.7	Race Nr. 2
41	Douwe DOUMA	NED	Douma Racing	HONDA	203.0	Race Nr. 2
6	Anton Rishede EILERSEN	DEN	ARE Racing	HONDA	202.6	Race Nr. 2
79	Adam VYSKOCIL	CZE	AV79 racing team	HONDA	202.6	Race Nr. 2
24	Smilla GÖTTLICH	GER	Team Freudenberg - PALIGO Racing	HONDA	201.8	Race Nr. 2
54	Miro MASSON	BEL	Junior Black Knights	HONDA	201.8	Race Nr. 2
78	Tudor DEDEA	GER	Tudor Racing	HONDA	201.1	Race Nr. 2
33	Levi FLIER	NED	RN LF Racing team	HONDA	200.0	Race Nr. 2
11	Robin SIEGERT	GER	Kiefer Racing	HONDA	199.6	Race Nr. 2
10	Louis WOLFF	GER	Kiefer Racing	HONDA	194.2	Race Nr. 2

These data/results cannot be reproduced, stored and/or transmitted in whole or in part by any manner of electronic, mechanical, photocopying, recording, broadcasting or otherwise now known or herein after developed without the previous express consent by the copyright owner, except for reproduction in daily press and regular printed publications on sale to the public within 60 days of the event related to those data/results and always provided that copyright symbol appears together as follows below.

© MotoGP Sports Entertainment Group, 2026

CHAMPIONSHIP CLASSIFICATION

MONSTER ENERGY GRAND PRIX OF CZECHIA



Automotodrom Brno

5403 m.

Rider	Nation	Points	DUT	DUT	SAC	SAC	HUN	HUN	CZE	CZE
1 SIEGERT Robin	GER	179	16	13	25	25	25	25	25	25
2 URLASS Anina	GER	125	20	25	20	20	-	-	20	20
3 WENZEL Thias	GER	121	25	20	16	16	20	-	13	11
4 DURDIS Roman	CZE	80	-	-	6	11	16	20	11	16
5 HINKELMANN Danny	GER	74	8	7	10	13	10	6	10	10
6 VYSKOCIL Adam	CZE	71	9	-	13	9	13	16	7	4
7 KORPORAAL Jaylen	NED	70	-	16	-	8	11	10	16	9
8 NIJLAND Ruben	NED	55	11	11	11	10	4	8	0	0
9 EMPRIN Swan	FRA	50	-	9	8	-	3	9	8	13
10 RUDOLPH Jason	GER	38	4	-	5	6	9	13	0	1
11 PENNINGS Casper	NED	37	2	-	7	7	8	-	5	8
12 BULTÉ Zenno	BEL	32	10	6	4	4	1	0	1	6
13 CECH Viktor	CZE	29	1	4	-	1	0	7	9	7
14 GÖTTLICH Smilla	GER	25	-	-	1	-	5	11	6	2
15 PEKKANEN Domi	FIN	24	13	10	-	-	0	1	-	-
16 EILERSEN Anton Rishede	DEN	24	6	-	9	2	7	-	0	0
17 DEDEA Tudor	GER	17	5	8	2	-	2	0	0	0
18 WOLFF Louis	GER	16	-	1	-	5	6	-	4	0
19 DESCHOUWER Junior	BEL	15	-	3	-	-	0	5	2	5
20 FLIER Levi	NED	13	3	5	-	3	-	2	0	0
21 KRZELJ William	FRA	10	7	-	3	-	-	0	-	-
22 LUKACS Tamas	HUN	9	-	-	-	-	0	3	3	3
23 MASSON Miro	BEL	4	-	-	-	-	-	4	0	0
24 DOUMA Douwe	NED	2	-	2	-	-	0	0	0	0

These data/results cannot be reproduced, stored and/or transmitted in whole or in part by any manner of electronic, mechanical, photocopying, recording, broadcasting or otherwise now known or herein after developed without the previous express consent by the copyright owner, except for reproduction in daily press and regular printed publications on sale to the public within 60 days of the event related to those data/results and always provided that copyright symbol appears together as follows below.

© MotoGP Sports Entertainment Group, 2026