

CLASSIFICATION

MONSTER ENERGY GRAND PRIX OF CZECHIA

QUALIFYING PRACTICE

#	Rider	Nation	Team	Motorcycle	Time	Lap Total	Gap	T. Speed
1	11 Robin SIEGERT	GER	Kiefer Racing	HONDA	2'12.254	8 10		207.6
2	14 Danny HINKELMANN	GER	Hinkelmann DH 14 Racing	HONDA	2'13.473	8 10	1.219 1.219	206.8
3	17 Thias WENZEL	GER	Team NSA	HONDA	2'13.703	8 10	1.449 0.230	200.0
4	95 Jaylen KORPORAAL	NED	Jaylen Korporaal Racing	HONDA	2'13.713	8 10	1.459 0.010	204.9
5	10 Louis WOLFF	GER	Kiefer Racing	HONDA	2'13.826	4 9	1.572 0.113	198.8
6	2 Viktor CECH	CZE	ZC RACING s.r.o.	HONDA	2'14.096	8 11	1.842 0.270	200.3
7	96 Swan EMPRIN	FRA	SWAN96	HONDA	2'14.190	4 10	1.936 0.094	204.5
8	88 Ruben NIJLAND	NED	RNLf Racing team	HONDA	2'14.272	3 8	2.018 0.082	203.3
9	4 Casper PENNING	NED	MASS SPORTS Racing by JRP Motosport	HONDA	2'14.361	8 10	2.107 0.089	206.8
10	7 Roman DURDIS	CZE	FS12 Racing Team	HONDA	2'14.510	8 10	2.256 0.149	201.1
11	24 Smilla GÖTTLICH	GER	Team Freudenberg - PALIGO Racing	HONDA	2'14.974	7 11	2.720 0.464	203.3
12	5 Tamas LUKACS	HUN	HRLF Promotion	HONDA	2'15.022	5 11	2.768 0.048	203.0
13	33 Levi FLIER	NED	RNLf Racing team	HONDA	2'15.047	9 11	2.793 0.025	205.3
14	6 Anton Rishede EILERSEN	DEN	ARE Racing	HONDA	2'15.131	4 11	2.877 0.084	205.3
15	79 Adam VYSKOCIL	CZE	AV79 racing team	HONDA	2'15.192	3 10	2.938 0.061	202.6
16	93 Jason RUDOLPH	GER	Racingteam Rudolph	HONDA	2'15.284	8 11	3.030 0.092	203.0
17	78 Tudor DEDEA	GER	Tudor Racing	HONDA	2'15.675	7 9	3.421 0.391	203.7
18	58 Zenno BULTÉ	BEL	Zenno58	HONDA	2'15.928	6 11	3.674 0.253	202.2
19	41 Douwe DOUMA	NED	Douma Racing	HONDA	2'15.989	10 11	3.735 0.061	202.6
20	72 Junior DESCHOUWER	BEL	Junior Black Knights	HONDA	2'16.083	10 11	3.829 0.094	201.1
21	54 Miro MASSON	BEL	Junior Black Knights	HONDA	2'16.298	9 10	4.044 0.215	203.0

Disqualified

21 Anina URLASS GER MASS SPORTS Racing by JRP Motosport HONDA

Practice condition: **Dry**
 Air: 31°
 Humidity: 34%
 Ground: 43°

Fastest Lap:	Lap: 8	Robin SIEGERT	2'12.254	147 Km/h
---------------------	--------	----------------------	-----------------	----------

Moto4™ Northern Cup Race Direction sanction, #21 URLASS disqualified for Technical regulations infringement.

The results are provisional until the end of the limit for protest and appeals.

Time limit for protest expires 60' after publication of the results - Time: **10:00**

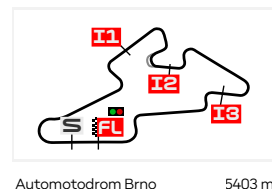
These data/results cannot be reproduced, stored and/or transmitted in whole or in part by any manner of electronic, mechanical, photocopying, recording, broadcasting or otherwise now known or herein after developed without the previous express consent by the copyright owner, except for reproduction in daily press and regular printed publications on sale to the public within 60 days of the event related to those data/results and always provided that copyright symbol appears together as follows below.

© MotoGP Sports Entertainment Group, 2026

TOP SPEED & AVERAGE

MONSTER ENERGY GRAND PRIX OF CZECHIA

QUALIFYING PRACTICE



Automotodrom Brno

5403 m.

#	Rider	Nation	Motorcycle	Top 5 speeds					Average	Top
11	Robin SIEGERT	GER	HONDA	207.6	206.5	205.7	204.1	203.0	205.4	207.6
4	Casper PENNING	NED	HONDA	206.8	204.9	203.3	203.0	202.6	204.1	206.8
14	Danny HINKELMANN	GER	HONDA	206.8	205.7	203.7	203.7	203.0	204.6	206.8
6	Anton Rishede EILERSEN	DEN	HONDA	205.3	204.1	203.7	201.4	201.1	203.1	205.3
33	Levi FLIER	NED	HONDA	205.3	204.5	203.3	202.6	201.1	203.4	205.3
95	Jaylen KORPORAAL	NED	HONDA	204.9	204.5	203.7	203.0	202.6	203.6	204.9
96	Swan EMPRIN	FRA	HONDA	204.5	204.1	203.7	203.0	200.7	203.2	204.5
78	Tudor DEDEA	GER	HONDA	203.7	196.7	196.3	195.2	194.9	197.4	203.7
24	Smilla GÖTTLICH	GER	HONDA	203.3	203.0	201.4	201.4	200.7	201.8	203.3
88	Ruben NIJLAND	NED	HONDA	203.3	201.4	201.1	200.7	200.0	201.3	203.3
5	Tamas LUKACS	HUN	HONDA	203.0	201.1	199.6	199.6	199.2	200.1	203.0
54	Miro MASSON	BEL	HONDA	203.0	199.6	199.2	198.8	198.5	199.8	203.0
93	Jason RUDOLPH	GER	HONDA	203.0	200.7	198.8	198.8	198.5	199.5	203.0
41	Douwe DOUMA	NED	HONDA	202.6	201.8	201.8	201.4	200.7	201.7	202.6
79	Adam VYSKOCIL	CZE	HONDA	202.6	201.8	200.7	199.2	198.5	200.6	202.6
21	Anina URLASS	GER	HONDA	202.2	202.2	202.2	201.8	201.8	202.0	202.2
58	Zenno BULTÉ	BEL	HONDA	202.2	201.8	200.7	200.7	200.0	201.1	202.2
7	Roman DURDIS	CZE	HONDA	201.1	200.3	200.3	200.0	199.6	200.1	201.1
72	Junior DESCHOUWER	BEL	HONDA	201.1	201.1	200.7	200.7	200.7	200.9	201.1
2	Viktor CECH	CZE	HONDA	200.3	200.0	199.6	198.8	198.5	199.2	200.3
17	Thias WENZEL	GER	HONDA	200.0	199.6	199.6	198.1	197.8	199.0	200.0
10	Louis WOLFF	GER	HONDA	198.8	198.8	198.8	198.8		198.8	198.8

These data/results cannot be reproduced, stored and/or transmitted in whole or in part by any manner of electronic, mechanical, photocopying, recording, broadcasting or otherwise now known or herein after developed without the previous express consent by the copyright owner, except for reproduction in daily press and regular printed publications on sale to the public within 60 days of the event related to those data/results and always provided that copyright symbol appears together as follows below.

© MotoGP Sports Entertainment Group, 2026



Automotodrom Brno 5403 m.

BEST PARTIAL TIMES

MONSTER ENERGY GRAND PRIX OF CZECHIA QUALIFYING PRACTICE

IT Ideal Lap Time, sum of the best partial times

BT Best Lap Time

Pos	T1		T2		T3		T4		Pos	Rider	IT	BT	
	Rider	Time	Rider	Time	Rider	Time	Rider	Time					
1	R.SIEGERT	41.485	A.URLASS	24.638	R.SIEGERT	31.235	A.URLASS	34.583	1	R.SIEGERT	2'11.983	2'12.254	(2)
2	A.URLASS	41.537	R.SIEGERT	24.662	A.URLASS	31.306	R.SIEGERT	34.601	2	A.URLASS	2'12.064	2'12.136	(1)
3	D.HINKELMANN	41.846	T.WENZEL	24.736	D.HINKELMANN	31.515	D.HINKELMANN	34.748	3	D.HINKELMANN	2'12.979	2'13.473	(3)
4	T.WENZEL	42.100	D.HINKELMANN	24.870	L.WOLFF	31.557	R.NIJLAND	34.895	4	T.WENZEL	2'13.447	2'13.703	(4)
5	R.NIJLAND	42.142	V.CECH	24.945	V.CECH	31.570	J.KORPORAAL	34.909	5	J.KORPORAAL	2'13.637	2'13.713	(5)
6	C.PENNINGS	42.181	J.KORPORAAL	24.957	J.KORPORAAL	31.579	T.WENZEL	34.952	6	R.NIJLAND	2'13.657	2'14.272	(9)
7	S.GÖTTLICH	42.192	R.DURDIS	24.964	S.EMPRIN	31.603	L.WOLFF	34.982	7	L.WOLFF	2'13.790	2'13.826	(6)
8	J.KORPORAAL	42.192	L.WOLFF	24.966	R.NIJLAND	31.629	R.DURDIS	35.031	8	V.CECH	2'13.889	2'14.096	(7)
9	S.EMPRIN	42.280	C.PENNINGS	24.979	T.WENZEL	31.659	V.CECH	35.072	9	S.EMPRIN	2'14.052	2'14.190	(8)
10	L.WOLFF	42.285	R.NIJLAND	24.991	A.VYSKOCIL	31.749	A.EILERSEN	35.119	10	R.DURDIS	2'14.206	2'14.510	(11)
11	V.CECH	42.302	S.EMPRIN	25.020	L.FLIER	31.752	S.EMPRIN	35.149	11	C.PENNINGS	2'14.361	2'14.361	(10)
12	A.EILERSEN	42.351	A.VYSKOCIL	25.069	R.DURDIS	31.756	A.VYSKOCIL	35.164	12	A.VYSKOCIL	2'14.370	2'15.192	(16)
13	T.LUKACS	42.356	L.FLIER	25.095	A.EILERSEN	31.814	S.GÖTTLICH	35.243	13	S.GÖTTLICH	2'14.420	2'14.974	(12)
14	A.VYSKOCIL	42.388	S.GÖTTLICH	25.096	T.DEDEA	31.881	L.FLIER	35.245	14	A.EILERSEN	2'14.542	2'15.131	(15)
15	R.DURDIS	42.455	J.RUDOLPH	25.114	S.GÖTTLICH	31.889	C.PENNINGS	35.285	15	L.FLIER	2'14.593	2'15.047	(14)
16	L.FLIER	42.501	T.LUKACS	25.135	C.PENNINGS	31.916	J.RUDOLPH	35.321	16	T.LUKACS	2'14.817	2'15.022	(13)
17	Z.BULTÉ	42.551	J.DESCHOUWER	25.189	T.LUKACS	31.943	T.LUKACS	35.383	17	J.RUDOLPH	2'15.198	2'15.284	(17)
18	T.DEDEA	42.755	T.DEDEA	25.238	D.DOUMA	31.983	Z.BULTÉ	35.453	18	T.DEDEA	2'15.354	2'15.675	(18)
19	J.RUDOLPH	42.776	A.EILERSEN	25.258	J.RUDOLPH	31.987	T.DEDEA	35.480	19	Z.BULTÉ	2'15.377	2'15.928	(19)
20	D.DOUMA	42.813	D.DOUMA	25.306	J.DESCHOUWE	32.010	D.DOUMA	35.626	20	J.DESCHOUWER	2'15.720	2'16.083	(21)
21	M.MASSON	42.871	Z.BULTÉ	25.314	Z.BULTÉ	32.059	J.DESCHOUWER	35.647	21	D.DOUMA	2'15.728	2'15.989	(20)
22	J.DESCHOUWE	42.874	M.MASSON	25.445	M.MASSON	32.130	M.MASSON	35.699	22	M.MASSON	2'16.145	2'16.298	(22)

These data/results cannot be reproduced, stored and/or transmitted in whole or in part by any manner of electronic, mechanical, photocopying, recording, broadcasting or otherwise now known or herein after developed without the previous express consent by the copyright owner, except for reproduction in daily press and regular printed publications on sale to the public within 60 days of the event related to those data/results and always provided that copyright symbol appears together as follows below.

© MotoGP Sports Entertainment Group, 2026



Automotodrom Brno

5403 m.

FASTEST LAPS SEQUENCE

MONSTER ENERGY GRAND PRIX OF CZECHIA

QUALIFYING PRACTICE

Practice Time	#	Rider	Nation	Motorcycle	Time	Km/h	Rider's Lap
4'49.158	54	Miro MASSON	BEL	HONDA	2'17.780	141.1	2
4'49.897	72	Junior DESCHOUWER	BEL	HONDA	2'17.256	141.7	2
4'50.201	33	Levi FLIER	NED	HONDA	2'17.156	141.8	2
4'58.148	79	Adam VYSKOCIL	CZE	HONDA	2'16.422	142.5	2
4'58.191	24	Smilla GÖTTLICH	GER	HONDA	2'16.044	142.9	2
4'58.351	2	Viktor CECH	CZE	HONDA	2'15.335	143.7	2
5'13.893	10	Louis WOLFF	GER	HONDA	2'15.175	143.8	2
5'24.876	95	Jaylen KORPORAAL	NED	HONDA	2'14.736	144.3	2
7'13.063	2	Viktor CECH	CZE	HONDA	2'14.712	144.3	3
7'28.065	10	Louis WOLFF	GER	HONDA	2'14.172	144.9	3
9'41.891	10	Louis WOLFF	GER	HONDA	2'13.826	145.3	4
9'53.557	11	Robin SIEGERT	GER	HONDA	2'12.428	146.8	4
21'10.084	11	Robin SIEGERT	GER	HONDA	2'12.254	147.0	8
21'42.709	21	Anina URLASS	GER	HONDA	2'12.136	147.2	7

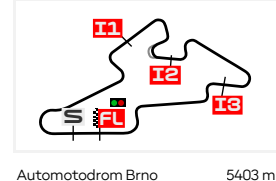
These data/results cannot be reproduced, stored and/or transmitted in whole or in part by any manner of electronic, mechanical, photocopying, recording, broadcasting or otherwise now known or herein after developed without the previous express consent by the copyright owner, except for reproduction in daily press and regular printed publications on sale to the public within 60 days of the event related to those data/results and always provided that copyright symbol appears together as follows below.

© MotoGP Sports Entertainment Group, 2026

CHRONOLOGICAL ANALYSIS OF PERFORMANCES

MONSTER ENERGY GRAND PRIX OF CZECHIA

QUALIFYING PRACTICE



* Lap / Sector time cancelled
P Crossing the finish line in pit lane

T1 Time from finish line to 1st intermediate
T2 Time from 1st intermed. to 2nd intermed.

T3 Time from 2nd intermed. to 3rd intermed.
T4 Time from 3rd intermediate to finish line

Lap	Lap Time	T1	T2	T3	T4	Speed	Lap	Lap Time	T1	T2	T3	T4	Speed
1st	11	Robin SIEGERT		Kiefer Racing		GER	3	2'14.439	42.732	25.082	31.640	34.985	202.6
		Runs=2	Total laps=10	Full laps=6	Valid laps=6		4	2'14.158	42.491	24.999	31.759	34.909	202.2
1	3'05.702	42.668	25.550	32.102	35.514		5	2'30.232 P	43.927 *	25.848	32.391	48.066	204.5
2	2'19.895	42.519	27.340	33.794	36.242	201.4	6	4'00.086	51.290	25.035	31.714	35.077	
3	2'15.532	42.156	26.101	32.179	35.096	203.0	7	2'14.347	42.192	25.280	31.917	34.958	203.0
4	2'12.428	41.752	24.662	31.413	34.601	202.6	8	2'13.713	42.245	24.957	31.579	34.932	202.6
5	2'29.308 P	43.650 *	26.353	31.837	47.468	207.6	9	2'14.314	42.403	25.061	31.651	35.199	203.7
6	4'22.522	42.780	24.907	31.816	34.930		10	2'27.725 P	42.382	24.982	32.928 *	47.433	201.4
7	2'12.443	41.822	24.698	31.273	34.650	202.6							
8	2'12.254	41.485	24.811	31.235	34.723	205.7	5th	10	Louis WOLFF		Kiefer Racing		GER
9	2'19.945	43.931	26.383	32.866	36.765	204.1			Runs=2	Total laps=9	Full laps=5	Valid laps=5	
10	2'34.906 P	41.535	25.392 *	34.853 *	53.126	206.5	1	2'58.718	43.510	25.861	32.344	35.939	
							2	2'15.175	42.831	25.211	31.907	35.226	198.8
							3	2'14.172	42.527	24.972	31.691	34.982	198.8
							4	2'13.826	42.285	24.966	31.557	35.018	198.8
							5	4'17.960 P	2'24.629	27.802			198.8
							6	4'27.741	2'27.592				
							7	2'16.963					
							8	2'15.306					
							9	2'34.452 P					
2nd	14	Danny HINKELMANN		Hinkelmann DH 14 Raci		GER	6th	2	Viktor CECH		ZC RACING s.r.o.		CZE
		Runs=2	Total laps=10	Full laps=6	Valid laps=4				Runs=2	Total laps=11	Full laps=7	Valid laps=6	
1	3'07.893	42.603	25.252	31.596	35.271		1	2'43.016 *	44.915	26.606	32.609 *	37.968	
2	2'28.375 P	42.417	25.062	32.703	48.193	203.7	2	2'15.335	42.584	25.346	31.720	35.685	199.6
3	4'22.632 *	42.871	24.981	31.530	35.497 *		3	2'14.712	42.683	25.033	31.697	35.299	198.8
4	2'13.921 *	42.491 *	24.870	31.515	35.045	202.2	4	2'14.660	42.545	25.198	31.570	35.347	200.3
5	2'14.033	42.327	24.969	31.623	35.114	203.0	5	2'30.720 P	49.392	26.365	32.927	42.036	198.5
6	2'13.814	42.310	24.899	31.531	35.074	202.2	6	3'00.652	43.255	26.214	32.687	36.201	
7	2'16.129 *	44.504	24.939	31.629	35.057 *	201.1	7	2'14.391	42.523	24.969	31.680	35.219	198.5
8	2'13.473	42.127	24.939	31.659	34.748	203.7	8	2'14.096	42.302	24.945	31.777	35.072	198.5
9	2'20.526	43.287	27.435	32.527	37.277	205.7	9	2'17.040	44.274	25.543	31.656	35.567	198.1
10	2'31.635 P	41.846	25.450 *	34.129 *	50.210	206.8	10	2'20.236 *	44.234	26.205	33.816 *	35.981	200.0
							11	2'35.299 P	43.737 *	28.572 *	35.668 *	47.322	198.1
3rd	17	Thias WENZEL		Team NSA		GER	7th	96	Swan EMPRIN		SWAN96		FRA
		Runs=2	Total laps=10	Full laps=7	Valid laps=4				Runs=2	Total laps=10	Full laps=6	Valid laps=6	
1	4'51.949 P	44.123	26.066	34.913	51.659		1	2'42.224	50.532	26.619	33.871	36.299	
2	2'56.539	43.216	25.787	34.173	36.694		2	2'16.323	42.838	25.811	31.905	35.769	203.7
3	2'13.976	42.438	24.736	31.659	35.143	197.8	3	2'17.286	44.754	25.329	31.788	35.415	204.5
4	2'18.018 *	44.120 *	25.648	32.698	35.552	200.0	4	2'14.190	42.280	25.150	31.611	35.149	198.5
5	2'14.954 *	42.416	24.843	32.465 *	35.230	198.1	5	2'25.708 P	43.839	27.405	32.771	41.693	204.1
6	2'13.791	42.256	24.841	31.662	35.032	199.6	6	4'30.437	47.704	29.947	39.044	35.998	
7	2'14.009	42.530	24.824	31.681	34.974	196.7							
8	2'13.703	42.100	24.905	31.746	34.952	199.6							
9	2'19.699 *	42.815	25.423 *	33.522 *	37.939	197.0							
10	2'33.506 P	42.429	25.733 *	34.326 *	51.018	197.4							
4th	95	Jaylen KORPORAAL		Jaylen Korporaal Racing		NED							
		Runs=2	Total laps=10	Full laps=6	Valid laps=6								
1	3'10.140	42.894	25.693	32.313	35.605								
2	2'14.736	42.590	25.066	31.918	35.162	204.9							

Fastest Lap: Robin SIEGERT GER Kiefer Racing **2'12.254** 41.485 24.811 31.235 34.723

These data/results cannot be reproduced, stored and/or transmitted in whole or in part by any manner of electronic, mechanical, photocopying, recording, broadcasting or otherwise now known or herein after developed without the previous express consent by the copyright owner, except for reproduction in daily press and regular printed publications on sale to the public within 60 days of the event related to those data/results and always provided that copyright symbol appears together as follows below.

© MotoGP Sports Entertainment Group, 2026

Qualifying Practice

M4N™

Lap	Lap Time	T1	T2	T3	T4	Speed
7	2'14.388	42.462	25.020	31.603	35.303	197.4
8	2'18.421	43.541	26.258	32.435	36.187	200.7
9	2'16.419	42.551	25.796	32.467	35.605	203.0
10	2'26.833 P	42.385	25.115	33.183 *	46.150	199.2

8th		88		Ruben NIJLAND		RNL F Racing team		NED		
Runs=2	Total laps=8	Full laps=5	Valid laps=4							
1	3'06.634	43.229	25.910	32.025	35.840					
2	2'19.509	42.258	25.170	32.846	39.235					
3	2'14.272	42.142	25.028	31.735	35.367					
4	2'28.488 P	42.281	25.346	33.184	47.677					
5	4'14.146	43.568	25.222	32.352	36.000					
6	2'18.069 *	42.532	25.448 *	33.008	37.081					
7	2'15.199	42.493	25.131	32.038	35.537					
8	2'14.276	42.714	25.038	31.629	34.895					
unfinished	42.322	24.991				203.3				

9th		4		Casper PENNINGS		MASS SPORTS Racing b		NED	
Runs=2	Total laps=10	Full laps=6	Valid laps=4						
1	3'08.009	41.853	25.370	32.120	35.729				
2	2'27.908 P	42.553	25.197	32.240	47.918	204.9			
3	4'07.749	41.714	25.269	33.594	35.623				
4	2'22.337	44.912	26.582	33.731	37.112	199.6			
5	2'16.517	42.845	25.282	32.545	35.845	200.7			
6	2'19.339	42.911	26.530	34.367	35.531	200.3			
7	2'15.996 *	43.619	25.051	32.026 *	35.300	203.0			
8	2'14.361	42.181	24.979	31.916	35.285	202.6			
9	2'16.834 *	42.473	25.296	33.025 *	36.040	206.8			
10	2'34.447 P	42.441	25.735 *	34.200 *	52.071	203.3			

10th		7		Roman DURDIS		FS12 Racing Team		CZE	
Runs=2	Total laps=10	Full laps=6	Valid laps=6						
1	4'37.407	43.668	25.921	34.650	37.011				
2	2'16.071	43.153	25.283	32.034	35.601	198.5			
3	2'15.399	42.785	25.217	31.808	35.589	199.6			
4	2'27.078 P	43.421	25.738	32.331	45.588	200.0			
5	2'38.755	41.686	25.603	32.146	36.543				
6	2'14.977	42.777	25.124	31.756	35.320	200.3			
7	2'14.624	42.608	25.008	31.790	35.218	199.6			
8	2'14.510	42.540	25.181	31.758	35.031	200.3			
9	2'18.267	42.559	25.749	33.460	36.499	201.1			
10	2'31.333 P	42.455	24.964	33.958 *	49.956	199.6			

11th		24		Smilla GÖTTLICH		Team Freudenberg - P		GER	
Runs=1	Total laps=11	Full laps=9	Valid laps=8						
1	2'42.147	49.113	26.920	32.661	36.335				
2	2'16.044	42.598	25.718	32.144	35.584	201.4			
3	2'15.879 *	43.364	25.295	31.949	35.271 *	200.0			
4	2'16.489	42.335	25.399	32.338	36.417	203.0			
5	2'20.194	44.699	25.871	32.756	36.868	203.3			
6	2'15.726	43.048	25.419	32.016	35.243	198.5			
7	2'14.974	42.224	25.249	31.889	35.612	200.7			
8	2'17.794	43.837	25.763	32.433	35.761	194.9			
9	2'19.677	44.159	26.179	32.762	36.577	193.2			
10	2'17.260	42.553	25.562	32.040	37.105	200.7			

Lap	Lap Time	T1	T2	T3	T4	Speed
11	2'30.593 P	42.192	25.096	33.716 *	49.589	201.4

12th		5		Tamas LUKACS		HRLF Promotion		HUN	
Runs=2	Total laps=11	Full laps=7	Valid laps=4						
1	2'25.128	42.427	25.799	32.179	35.801				
2	2'16.293 *	42.941 *	25.472	32.225	35.655	199.2			
3	2'15.896	43.000	25.224	32.167	35.505	199.6			
4	2'15.363	42.733	25.248	31.999	35.383	198.5			
5	2'15.022	42.529	25.154	31.943	35.396	199.2			
6	2'33.544 P	44.808	25.742	34.866	48.128	199.2			
7	2'46.033 *	43.467	25.220	32.059 *	35.392				
8	2'15.179	42.533	25.135	32.061	35.450	199.6			
9	2'15.018 *	42.528	25.177	32.110	35.203 *	198.8			
10	2'19.931 *	42.356	25.801	33.268 *	38.506	203.0			
11	2'35.909 P	42.540	27.825 *	35.041 *	50.503	201.1			

13th		33		Levi FLIER		RN LF Racing team		NED	
Runs=1	Total laps=11	Full laps=9	Valid laps=7						
1	2'33.045	43.074	26.345	34.023	36.105				
2	2'17.156	43.136	25.503	32.268	36.249	202.6			
3	2'23.346	48.379	26.694	33.028	35.245	200.3			
4	2'15.832 *	42.631	25.380 *	32.305	35.516	205.3			
5	2'15.744	42.513	25.304	32.254	35.673	204.5			
6	2'19.842	45.245	26.479	32.425	35.693	197.4			
7	2'19.826	44.312	27.174	32.744	35.596	200.0			
8	2'15.720	42.825	25.310	32.072	35.513	199.2			
9	2'15.047	42.501	25.211	31.752	35.583	201.1			
10	2'20.194 *	46.401	25.559	32.506 *	35.728	203.3			
11	2'32.817 P	42.743	25.095	34.351 *	50.628	200.3			

14th		6		Anton Rishede EILERSE		ARE Racing		DEN	
Runs=1	Total laps=11	Full laps=9	Valid laps=9						
1	2'42.315	49.942	26.595	34.001	36.122				
2	2'16.143	42.564	25.750	32.057	35.772	204.1			
3	2'15.170	42.741	25.281	32.029	35.119	203.7			
4	2'15.131	42.351	25.557	31.814	35.409	205.3			
5	2'23.382	45.534	27.221	32.694	37.933	201.1			
6	2'22.228	44.110	28.368	32.885	36.865	198.1			
7	2'17.077	43.050	25.450	32.004	36.573	196.0			
8	2'16.747	42.731	25.258	32.214	36.544	198.5			
9	2'23.955	45.221	28.303	35.022	35.409	196.0			
10	2'15.648	42.744	25.270	32.127	35.507	201.4			
11	2'31.914 P	42.985	25.936 *	34.395 *	48.598	197.4			

15th		79		Adam VYSKOCIL		AV79 racing team		CZE	
Runs=3	Total laps=10	Full laps=4	Valid laps=3						
1	2'41.726	43.463	26.958	32.244	36.558				
2	2'16.422	43.084	25.449	32.202	35.687	197.4			
3	2'15.192	42.938	25.150	31.940	35.164	199.2			
4	2'15.321	42.388	25.699	31.749	35.485	202.6			
5	2'33.395 P	45.985	29.084	33.040	45.286	201.8			
6	2'42.619 *	42.772	25.687 *	33.096	35.819				
7	2'16.281 *	42.897 *	25.460	32.289	35.635	198.5			
8	2'33.392 P	44.238	26.246	33.557	49.351	196.7			
9	3'42.776	41.765	25.246	32.006	35.996				

Fastest Lap: Robin SIEGERT GER Kiefer Racing **2'12.254** 41.485 24.811 31.235 34.723

These data/results cannot be reproduced, stored and/or transmitted in whole or in part by any manner of electronic, mechanical, photocopying, recording, broadcasting or otherwise now known or herein after developed without the previous express consent by the copyright owner, except for reproduction in daily press and regular printed publications on sale to the public within 60 days of the event related to those data/results and always provided that copyright symbol appears together as follows below.

© MotoGP Sports Entertainment Group, 2026

Qualifying Practice

M4N™

Lap	Lap Time	T1	T2	T3	T4	Speed
10	2'33.358 P	42.495	25.069	34.362 *	51.432	200.7
16th	93	Jason RUDOLPH		Racingteam Rudolph		GER
		Runs=1	Total laps=11	Full laps=9	Valid laps=7	
1	3'10.486	42.218	25.775	32.251	35.710	
2	2'16.329	43.054	25.297	32.393	35.585	203.0
3	2'16.103	42.995	25.308	32.168	35.632	200.7
4	2'15.956	42.941	25.353	32.117	35.545	198.5
5	2'15.851 *	43.154 *	25.209	31.987	35.501	198.5
6	2'19.306	43.136	26.774	33.028	36.368	198.1
7	2'15.820	43.242	25.250	32.007	35.321	196.7
8	2'15.284	42.776	25.114	31.995	35.399	198.8
9	2'15.389	42.840	25.119	32.017	35.413	198.5
10	2'18.570 *	42.968	25.674	33.620 *	36.308	198.1
11	2'35.534 P	42.783	26.412 *	36.138 *	50.201	198.8

Lap	Lap Time	T1	T2	T3	T4	Speed
17th	78	Tudor DEDEA		Tudor Racing		GER
		Runs=3	Total laps=9	Full laps=3	Valid laps=3	
1	3'10.567	41.657	25.510	32.216	35.480	
2	2'26.687 P	43.047	25.294	32.267	46.079	203.7
3	4'05.815	41.174	25.362	31.881	35.634	
4	2'24.394 P	43.038	25.336	32.124	43.896	196.7
5	2'46.710	41.657	25.428	32.241	35.993	
6	2'16.113	43.048	25.274	32.104	35.687	194.2
7	2'15.675	42.755	25.238	32.127	35.555	195.2
8	2'16.144	42.792	25.358	32.012	35.982	196.3
9	2'27.700 P	43.358	25.398	33.892 *	45.052	194.9

Lap	Lap Time	T1	T2	T3	T4	Speed
18th	58	Zenno BULTÉ		Zenno58		BEL
		Runs=1	Total laps=11	Full laps=9	Valid laps=9	
1	2'43.035	44.371	26.852	32.421	37.692	
2	2'16.942	43.506	25.591	32.162	35.683	199.2
3	2'16.229	42.927	25.527	32.229	35.546	200.7
4	2'15.976	42.769	25.502	32.131	35.574	202.2
5	2'16.201	42.711	25.459	32.307	35.724	200.0
6	2'15.928	42.551	25.551	32.176	35.650	197.0
7	2'27.064	44.189	29.415	33.922	39.538	197.0
8	2'17.002	43.257	25.314	32.059	36.372	197.4
9	2'23.338	45.483	27.640	34.762	35.453	201.8
10	2'16.100	42.653	25.340	32.237	35.870	200.7
11	2'32.940 P	42.881	25.463 *	34.408 *	50.188	193.2

Lap	Lap Time	T1	T2	T3	T4	Speed
19th	41	Douwe DOUMA		Douma Racing		NED
		Runs=1	Total laps=11	Full laps=9	Valid laps=9	
1	2'31.610	44.932	26.538	33.222	36.493	
2	2'18.339	43.656	25.619	32.657	36.407	199.2
3	2'18.446	43.804	25.926	32.536	36.180	199.6
4	2'19.663	44.450	26.040	32.901	36.272	199.6
5	2'17.966	43.533	25.862	32.353	36.218	201.4
6	2'17.199	43.183	25.461	32.369	36.186	201.8
7	2'19.225	43.401	26.857	32.823	36.144	200.0
8	2'16.960	43.197	25.532	32.477	35.754	200.0
9	2'16.101	43.165	25.327	31.983	35.626	200.7
10	2'15.989	42.813	25.435	32.053	35.688	202.6
11	2'31.602 P	42.959	25.306	33.593 *	49.744	201.8

Lap	Lap Time	T1	T2	T3	T4	Speed
20th	72	Junior DESCHOUWER		Junior Black Knights		BEL
		Runs=1	Total laps=11	Full laps=9	Valid laps=9	
1	2'32.641	45.231	27.666	32.791	36.169	
2	2'17.256	43.409	25.554	32.178	36.115	200.7
3	2'18.256	43.732	25.840	32.504	36.180	200.0
4	2'21.729	46.826	26.407	32.458	36.038	198.5
5	2'18.007	43.340	25.629	32.333	36.705	200.7
6	2'16.848	43.355	25.408	32.247	35.838	196.3
7	2'16.876	42.988	25.531	32.365	35.992	198.8
8	2'17.128	43.332	25.401	32.513	35.882	201.1
9	2'16.250	43.311	25.282	32.010	35.647	194.9
10	2'16.083	42.874	25.319	32.201	35.689	200.7
11	2'34.514 P	42.889	25.189	33.677 *	52.759	201.1

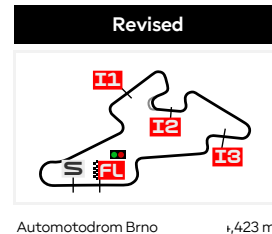
Lap	Lap Time	T1	T2	T3	T4	Speed
21st	54	Miro MASSON		Junior Black Knights		BEL
		Runs=2	Total laps=10	Full laps=6	Valid laps=6	
1	2'31.378	45.400	26.570	33.167	36.617	
2	2'17.780	43.621	25.738	32.340	36.081	198.8
3	2'20.063	44.873	26.107	32.727	36.356	198.5
4	2'19.846	44.443	26.488	32.714	36.201	199.6
5	2'16.718	43.002	25.528	32.385	35.803	203.0
6	2'16.626	43.039	25.635	32.130	35.822	199.2
7	2'32.773 P	44.632	26.362	32.648	49.131	196.3
8	4'17.506	43.226	25.590	33.617	36.277	
9	2'16.298	42.951	25.453	32.195	35.699	197.0
10	2'31.427 P	42.871	25.445	32.908 *	50.203	198.1

Lap	Lap Time	T1	T2	T3	T4	Speed
22nd	21	Anina URLASS		MASS SPORTS Racing b		GER
		Runs=2	Total laps=9	Full laps=6	Valid laps=5	
1	7'00.525 P	45.188	25.774	32.397	44.421	
2	3'37.950	41.885	25.091	31.841	35.223	
3	2'13.630	42.232	24.845	31.571	34.982	202.2
4	2'12.860	41.921	24.711	31.470	34.758	201.8
5	2'13.080	42.013	24.809	31.525	34.733	201.8
6	2'12.528	41.841	24.703	31.401	34.583	201.4
7	2'12.136	41.537	24.638	31.306	34.655	201.8
8	2'13.869 *	41.739	24.860	32.238 *	35.032	202.2
9	2'33.453 P	43.272 *	27.432 *	34.757 *	47.992	202.2

Fastest Lap: Robin SIEGERT GER Kiefer Racing **2'12.254** 41.485 24.811 31.235 34.723

These data/results cannot be reproduced, stored and/or transmitted in whole or in part by any manner of electronic, mechanical, photocopying, recording, broadcasting or otherwise now known or herein after developed without the previous express consent by the copyright owner, except for reproduction in daily press and regular printed publications on sale to the public within 60 days of the event related to those data/results and always provided that copyright symbol appears together as follows below.

© MotoGP Sports Entertainment Group, 2026

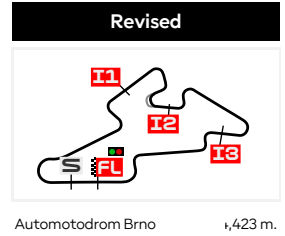


OFFICIAL STARTING GRID
MONSTER ENERGY GRAND PRIX OF CZECHIA
 RACE : 11 LAPS = 59.433 KM

1	1 2'12.254 11 Robin SIEGERT Honda	2	2 2'13.473 14 Danny HINKELMANN Honda	3	3 2'13.703 17 Thias WENZEL Honda
2	4 2'13.713 95 Jaylen KORPORAAL Honda	5	5 2'13.826 10 Louis WOLFF Honda	6	6 2'14.096 2 Viktor CECH Honda
3	7 2'14.190 96 Swan EMPRIN Honda	8	8 2'14.272 88 Ruben NIJLAND Honda	9	9 2'14.361 4 Casper PENNINGES Honda
4	10 2'14.510 7 Roman DURDIS Honda	11	11 2'14.974 24 Smilla GÖTTLICH Honda	12	12 2'15.022 5 Tamas LUKACS Honda
5	13 2'15.047 33 Levi FLIER Honda	14	14 2'15.131 6 Anton Rishede EILERSEN Honda	15	15 2'15.192 79 Adam VYSKOCIL Honda
6	16 2'15.284 93 Jason RUDOLPH Honda	17	17 2'15.675 78 Tudor DEDEA Honda	18	18 2'15.928 58 Zenno BULTÉ Honda
7	19 2'15.989 41 Douwe DOUMA Honda	20	20 2'16.083 72 Junior DESCHOUWER Honda	21	21 2'16.298 54 Miro MASSON Honda

Moto4™ Northern Cup Race Direction sanction, #21 URLASS disqualified for Technical regulations infringement.

The results are provisional until the end of the limit for protest and appeals.
 Time limit for protest expires 60' after publication of the results - **Jindrich HRNECEK** Time: **10:00**
 These data/results cannot be reproduced, stored and/or transmitted in whole or in part by any manner of electronic, mechanical, photocopying, recording, broadcasting or otherwise now known or herein after developed without the previous express consent by the copyright owner, except for reproduction in daily press and regular printed publications on sale to the public within 60 days of the event related to those data/results and always provided that copyright symbol appears together as follows below.
 © MotoGP Sports Entertainment Group, 2026



OFFICIAL STARTING GRID

MONSTER ENERGY GRAND PRIX OF CZECHIA

RACE : 11 LAPS = 59.433 KM

8

22
 2'12.136
21 Anina URLASS
 Honda

Moto4™ Northern Cup Race Direction sanction, #21 URLASS disqualified for Technical regulations infringement.

The results are provisional until the end of the limit for protest and appeals.

Time limit for protest expires 60' after publication of the results - **Jindrich HRNECEK** Time: **10:00**

These data/results cannot be reproduced, stored and/or transmitted in whole or in part by any manner of electronic, mechanical, photocopying, recording, broadcasting or otherwise now known or herein after developed without the previous express consent by the copyright owner, except for reproduction in daily press and regular printed publications on sale to the public within 60 days of the event related to those data/results and always provided that copyright symbol appears together as follows below.

© MotoGP Sports Entertainment Group, 2026