



Automotodrom Brno 5403 m.

# CLASSIFICATION

## MONSTER ENERGY GRAND PRIX OF CZECHIA

### FREE PRACTICE NR. 1

#	Rider	Nation	Team	Motorcycle	Time	Lap Total	Gap	T. Speed
1	21 Anina URLASS	GER	MASS SPORTS Racing by JRP Motosport	HONDA	<b>2'14.027</b>	10 10		<b>203.0</b>
2	14 Danny HINKELMANN	GER	Hinkelmann DH 14 Racing	HONDA	<b>2'14.534</b>	9 10	0.507 0.507	<b>203.7</b>
3	7 Roman DURDIS	CZE	FS12 Racing Team	HONDA	<b>2'14.609</b>	10 11	0.582 0.075	<b>204.1</b>
4	11 Robin SIEGERT	GER	Kiefer Racing	HONDA	<b>2'14.653</b>	10 10	0.626 0.044	<b>203.3</b>
5	10 Louis WOLFF	GER	Kiefer Racing	HONDA	<b>2'14.907</b>	10 11	0.880 0.254	<b>199.6</b>
6	95 Jaylen KORPORAAL	NED	Jaylen Korporaal Racing	HONDA	<b>2'15.066</b>	10 11	1.039 0.159	<b>206.5</b>
7	5 Tamas LUKACS	HUN	HRLF Promotion	HONDA	<b>2'15.398</b>	11 11	1.371 0.332	<b>203.3</b>
8	17 Thias WENZEL	GER	Team NSA	HONDA	<b>2'15.504</b>	10 11	1.477 0.106	<b>198.8</b>
9	2 Viktor CECH	CZE	ZC RACING s.r.o.	HONDA	<b>2'15.517</b>	11 11	1.490 0.013	<b>198.8</b>
10	96 Swan EMPRIN	FRA	SWAN96	HONDA	<b>2'15.521</b>	10 11	1.494 0.004	<b>201.8</b>
11	24 Smilla GÖTTLICH	GER	Team Freudenberg - PALIGO Racing	HONDA	<b>2'16.164</b>	9 11	2.137 0.643	<b>203.3</b>
12	58 Zenno BULTÉ	BEL	Zenno58	HONDA	<b>2'16.313</b>	5 11	2.286 0.149	<b>203.3</b>
13	72 Junior DESCHOUWER	BEL	Junior Black Knights	HONDA	<b>2'16.734</b>	8 10	2.707 0.421	<b>201.1</b>
14	93 Jason RUDOLPH	GER	Racingteam Rudolph	HONDA	<b>2'16.771</b>	6 10	2.744 0.037	<b>198.5</b>
15	88 Ruben NIJLAND	NED	RNLf Racing team	HONDA	<b>2'16.869</b>	8 8	2.842 0.098	<b>196.7</b>
16	79 Adam VYSKOCIL	CZE	AV79 racing team	HONDA	<b>2'17.030</b>	8 10	3.003 0.161	<b>199.6</b>
17	6 Anton Rishede EILERSEN	DEN	ARE Racing	HONDA	<b>2'17.069</b>	10 11	3.042 0.039	<b>201.4</b>
18	4 Casper PENNING	NED	MASS SPORTS Racing by JRP Motosport	HONDA	<b>2'17.421</b>	2 2	3.394 0.352	<b>201.1</b>
19	33 Levi FLIER	NED	RNLf Racing team	HONDA	<b>2'17.856</b>	9 11	3.829 0.435	<b>202.2</b>
20	78 Tudor DEDEA	GER	Tudor Racing	HONDA	<b>2'18.074</b>	10 10	4.047 0.218	<b>196.0</b>
21	41 Douwe DOUMA	NED	Douma Racing	HONDA	<b>2'18.396</b>	11 11	4.369 0.322	<b>202.2</b>
22	54 Miro MASSON	BEL	Junior Black Knights	HONDA	<b>2'18.638</b>	10 10	4.611 0.242	<b>198.5</b>

Practice condition: **Dry**  
 Air: 28°  
 Humidity: 46%  
 Ground: 43°

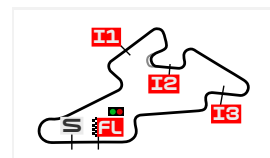
<b>Fastest Lap:</b>	Lap: 10	<b>Anina URLASS</b>	<b>2'14.027</b>	145.1 Km/h
---------------------	---------	---------------------	-----------------	------------

The results are provisional until the end of the limit for protest and appeals.

Time limit for protest expires 60' after publication of the results - ..... Time: **12:30**

These data/results cannot be reproduced, stored and/or transmitted in whole or in part by any manner of electronic, mechanical, photocopying, recording, broadcasting or otherwise now known or herein after developed without the previous express consent by the copyright owner, except for reproduction in daily press and regular printed publications on sale to the public within 60 days of the event related to those data/results and always provided that copyright symbol appears together as follows below.

© MotoGP Sports Entertainment Group, 2026



Automotodrom Brno 5403 m.

# TOP SPEED & AVERAGE

## MONSTER ENERGY GRAND PRIX OF CZECHIA

### FREE PRACTICE NR. 1

#	Rider	Nation	Motorcycle	Top 5 speeds					Average	Top
95	Jaylen KORPORAAL	NED	HONDA	206.5	205.3	204.5	203.7	203.7	204.7	<b>206.5</b>
7	Roman DURDIS	CZE	HONDA	204.1	203.0	200.3	200.3	199.6	200.8	<b>204.1</b>
14	Danny HINKELMANN	GER	HONDA	203.7	203.0	202.6	201.4	199.6	202.1	<b>203.7</b>
5	Tamas LUKACS	HUN	HONDA	203.3	202.2	201.8	201.4	200.7	201.9	<b>203.3</b>
11	Robin SIEGERT	GER	HONDA	203.3	202.2	201.8	201.1	201.1	201.8	<b>203.3</b>
24	Smilla GÖTTLICH	GER	HONDA	203.3	200.3	200.0	200.0	200.0	200.7	<b>203.3</b>
58	Zenno BULTÉ	BEL	HONDA	203.3	201.8	201.1	199.6	199.6	201.1	<b>203.3</b>
21	Anina URLASS	GER	HONDA	203.0	201.1	200.7	200.3	200.3	201.1	<b>203.0</b>
33	Levi FLIER	NED	HONDA	202.2	201.4	200.7	200.0	199.6	200.8	<b>202.2</b>
41	Douwe DOUMA	NED	HONDA	202.2	200.0	200.0	199.2	199.2	200.1	<b>202.2</b>
96	Swan EMPRIN	FRA	HONDA	201.8	197.8	197.4	197.4	197.0	198.1	<b>201.8</b>
6	Anton Rishede EILERSEN	DEN	HONDA	201.4	199.2	198.8	198.5	197.0	199.0	<b>201.4</b>
4	Casper PENNING	NED	HONDA	201.1	200.3				200.7	<b>201.1</b>
72	Junior DESCHOUWER	BEL	HONDA	201.1	200.0	199.6	199.2	199.2	199.8	<b>201.1</b>
10	Louis WOLFF	GER	HONDA	199.6	199.2	198.5	198.5	197.8	198.5	<b>199.6</b>
79	Adam VYSKOCIL	CZE	HONDA	199.6	199.2	198.8	196.7	196.0	197.7	<b>199.6</b>
2	Viktor CECH	CZE	HONDA	198.8	198.8	197.8	197.8	197.8	198.2	<b>198.8</b>
17	Thias WENZEL	GER	HONDA	198.8	198.5	198.1	198.1	197.4	198.2	<b>198.8</b>
54	Miro MASSON	BEL	HONDA	198.5	197.8	197.4	197.0	196.7	197.3	<b>198.5</b>
93	Jason RUDOLPH	GER	HONDA	198.5	197.8	197.4	196.7	196.3	197.3	<b>198.5</b>
88	Ruben NIJLAND	NED	HONDA	196.7	194.9	194.5	193.8	192.8	194.5	<b>196.7</b>
78	Tudor DEDEA	GER	HONDA	196.0	194.9	194.9	194.2	194.2	194.8	<b>196.0</b>

These data/results cannot be reproduced, stored and/or transmitted in whole or in part by any manner of electronic, mechanical, photocopying, recording, broadcasting or otherwise now known or herein after developed without the previous express consent by the copyright owner, except for reproduction in daily press and regular printed publications on sale to the public within 60 days of the event related to those data/results and always provided that copyright symbol appears together as follows below.

© MotoGP Sports Entertainment Group, 2026

# BEST PARTIAL TIMES

## MONSTER ENERGY GRAND PRIX OF CZECHIA

### FREE PRACTICE NR. 1



Automotodrom Brno 5403 m.

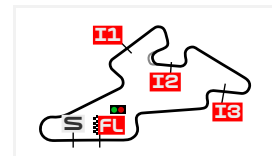
*IT* Ideal Lap Time, sum of the best partial times

*BT* Best Lap Time

Pos	T1		T2		T3		T4		Pos	Rider	IT	BT	
	Rider	Time	Rider	Time	Rider	Time	Rider	Time					
1	A.URLASS	42.113	A.URLASS	24.824	D.HINKELMANN	31.659	R.DURDIS	34.933	1	A.URLASS	2'13.630	2'14.027	(1)
2	<b>R.SIEGERT</b>	<b>42.427</b>	<b>T.WENZEL</b>	<b>25.022</b>	<b>R.DURDIS</b>	<b>31.734</b>	<b>A.URLASS</b>	<b>34.946</b>	2	R.DURDIS	2'14.364	2'14.609	(3)
3	J.KORPORAAL	42.477	D.HINKELMANN	25.155	A.URLASS	31.747	R.SIEGERT	35.113	3	D.HINKELMANN	2'14.496	2'14.534	(2)
4	<b>R.DURDIS</b>	<b>42.484</b>	<b>R.SIEGERT</b>	<b>25.161</b>	<b>J.KORPORAAL</b>	<b>31.841</b>	<b>J.KORPORAAL</b>	<b>35.154</b>	4	R.SIEGERT	2'14.557	2'14.653	(4)
5	D.HINKELMANN	42.484	L.WOLFF	25.171	R.SIEGERT	31.856	D.HINKELMANN	35.198	5	J.KORPORAAL	2'14.700	2'15.066	(6)
6	<b>L.WOLFF</b>	<b>42.579</b>	<b>S.EMPRIN</b>	<b>25.196</b>	<b>L.WOLFF</b>	<b>31.868</b>	<b>L.WOLFF</b>	<b>35.289</b>	6	L.WOLFF	2'14.907	2'14.907	(5)
7	T.WENZEL	42.581	R.DURDIS	25.213	T.LUKACS	31.902	T.LUKACS	35.370	7	T.WENZEL	2'15.148	2'15.504	(8)
8	<b>Z.BULTÉ</b>	<b>42.583</b>	<b>J.KORPORAAL</b>	<b>25.228</b>	<b>S.EMPRIN</b>	<b>31.919</b>	<b>T.WENZEL</b>	<b>35.479</b>	8	T.LUKACS	2'15.289	2'15.398	(7)
9	S.EMPRIN	42.647	T.LUKACS	25.238	V.CECH	31.948	V.CECH	35.481	9	S.EMPRIN	2'15.336	2'15.521	(10)
10	<b>V.CECH</b>	<b>42.698</b>	<b>J.DESCHOUWE</b>	<b>25.259</b>	<b>S.GÖTTLICH</b>	<b>31.977</b>	<b>S.EMPRIN</b>	<b>35.574</b>	10	V.CECH	2'15.474	2'15.517	(9)
11	T.LUKACS	42.779	V.CECH	25.347	J.DESCHOUWER	32.048	S.GÖTTLICH	35.581	11	S.GÖTTLICH	2'15.944	2'16.164	(11)
12	<b>R.NIJLAND</b>	<b>42.813</b>	<b>J.RUDOLPH</b>	<b>25.417</b>	<b>T.WENZEL</b>	<b>32.066</b>	<b>Z.BULTÉ</b>	<b>35.603</b>	12	Z.BULTÉ	2'16.026	2'16.313	(12)
13	S.GÖTTLICH	42.930	S.GÖTTLICH	25.456	Z.BULTÉ	32.203	A.VYSKOCIL	35.625	13	J.DESCHOUWER	2'16.203	2'16.734	(13)
14	<b>A.EILERSEN</b>	<b>43.010</b>	<b>R.NIJLAND</b>	<b>25.475</b>	<b>J.RUDOLPH</b>	<b>32.241</b>	<b>J.RUDOLPH</b>	<b>35.723</b>	14	R.NIJLAND	2'16.643	2'16.869	(15)
15	C.PENNINGS	43.091	T.DEDEA	25.588	A.EILERSEN	32.262	J.DESCHOUWER	35.752	15	J.RUDOLPH	2'16.677	2'16.771	(14)
16	<b>J.DESCHOUWE</b>	<b>43.144</b>	<b>A.VYSKOCIL</b>	<b>25.604</b>	<b>C.PENNINGS</b>	<b>32.289</b>	<b>A.EILERSEN</b>	<b>35.840</b>	16	A.VYSKOCIL	2'16.715	2'17.030	(16)
17	A.VYSKOCIL	43.195	Z.BULTÉ	25.637	A.VYSKOCIL	32.291	C.PENNINGS	35.874	17	A.EILERSEN	2'16.762	2'17.069	(17)
18	<b>L.FLIER</b>	<b>43.251</b>	<b>A.EILERSEN</b>	<b>25.650</b>	<b>R.NIJLAND</b>	<b>32.333</b>	<b>R.NIJLAND</b>	<b>36.022</b>	18	C.PENNINGS	2'16.933	2'17.421	(18)
19	J.RUDOLPH	43.296	L.FLIER	25.661	L.FLIER	32.490	T.DEDEA	36.126	19	L.FLIER	2'17.563	2'17.856	(19)
20	<b>T.DEDEA</b>	<b>43.451</b>	<b>C.PENNINGS</b>	<b>25.679</b>	<b>D.DOUMA</b>	<b>32.566</b>	<b>L.FLIER</b>	<b>36.161</b>	20	T.DEDEA	2'17.795	2'18.074	(20)
21	M.MASSON	43.585	M.MASSON	25.958	T.DEDEA	32.630	D.DOUMA	36.162	21	D.DOUMA	2'18.334	2'18.396	(21)
22	<b>D.DOUMA</b>	<b>43.643</b>	<b>D.DOUMA</b>	<b>25.963</b>	<b>M.MASSON</b>	<b>32.743</b>	<b>M.MASSON</b>	<b>36.302</b>	22	M.MASSON	2'18.588	2'18.638	(22)

These data/results cannot be reproduced, stored and/or transmitted in whole or in part by any manner of electronic, mechanical, photocopying, recording, broadcasting or otherwise now known or herein after developed without the previous express consent by the copyright owner, except for reproduction in daily press and regular printed publications on sale to the public within 60 days of the event related to those data/results and always provided that copyright symbol appears together as follows below.

© MotoGP Sports Entertainment Group, 2026

**FASTEST LAPS SEQUENCE****MONSTER ENERGY GRAND PRIX OF CZECHIA  
FREE PRACTICE NR. 1**

Automotodrom Brno

5403 m.

<i>Practice Time</i>	<i>#</i>	<i>Rider</i>	<i>Nation</i>	<i>Motorcycle</i>	<i>Time</i>	<i>Km/h</i>	<i>Rider's Lap</i>
<b>4'55.981</b>	6	<b>Anton Rishede EILERSEN</b>	DEN	HONDA	<b>2'19.644</b>	139.2	2
<b>5'01.065</b>	58	<b>Zenno BULTÉ</b>	BEL	HONDA	<b>2'19.159</b>	139.7	2
<b>5'02.710</b>	7	<b>Roman DURDIS</b>	CZE	HONDA	<b>2'17.576</b>	141.3	2
<b>5'06.143</b>	21	<b>Anina URLASS</b>	GER	HONDA	<b>2'17.462</b>	141.4	2
<b>5'06.804</b>	4	<b>Casper PENNING</b>	NED	HONDA	<b>2'17.421</b>	141.5	2
<b>7'16.750</b>	2	<b>Viktor CECH</b>	CZE	HONDA	<b>2'16.385</b>	142.6	3
<b>7'18.808</b>	7	<b>Roman DURDIS</b>	CZE	HONDA	<b>2'16.098</b>	142.9	3
<b>7'22.015</b>	21	<b>Anina URLASS</b>	GER	HONDA	<b>2'15.872</b>	143.1	3
<b>9'34.218</b>	7	<b>Roman DURDIS</b>	CZE	HONDA	<b>2'15.410</b>	143.6	4
<b>14'21.759</b>	14	<b>Danny HINKELMANN</b>	GER	HONDA	<b>2'15.229</b>	143.8	6
<b>18'44.912</b>	21	<b>Anina URLASS</b>	GER	HONDA	<b>2'15.127</b>	143.9	7
<b>20'59.287</b>	21	<b>Anina URLASS</b>	GER	HONDA	<b>2'14.375</b>	144.7	8
<b>23'13.436</b>	21	<b>Anina URLASS</b>	GER	HONDA	<b>2'14.149</b>	144.9	9
<b>25'27.463</b>	21	<b>Anina URLASS</b>	GER	HONDA	<b>2'14.027</b>	145.1	10

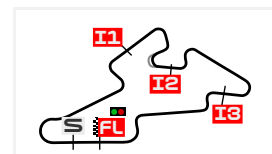
These data/results cannot be reproduced, stored and/or transmitted in whole or in part by any manner of electronic, mechanical, photocopying, recording, broadcasting or otherwise now known or herein after developed without the previous express consent by the copyright owner, except for reproduction in daily press and regular printed publications on sale to the public within 60 days of the event related to those data/results and always provided that copyright symbol appears together as follows below.

© MotoGP Sports Entertainment Group, 2026

## CHRONOLOGICAL ANALYSIS OF PERFORMANCES

## MONSTER ENERGY GRAND PRIX OF CZECHIA

## FREE PRACTICE NR. 1



Automotodrom Brno

5403 m.

\* Lap / Sector time cancelled

P Crossing the finish line in pit lane

T1 Time from finish line to 1st intermediate

T2 Time from 1st intermed. to 2nd intermed.

T3 Time from 2nd intermed. to 3rd intermed.

T4 Time from 3rd intermediate to finish line

Lap	Lap Time	T1	T2	T3	T4	Speed	Lap	Lap Time	T1	T2	T3	T4	Speed	
<b>1st</b>	<b>21</b>	<b>Anina URLASS</b> MASS SPORTS Racing b GER						2	<b>2'17.886</b>	43.469	25.947	32.474	35.996	201.1
		Runs=2	Total laps=10	Full laps=7	Valid laps=6		3	2'16.761 *	42.986	25.556 *	32.583	35.636	203.3	
1	2'48.681	46.701	27.472	34.242	37.109		4	<b>2'16.167</b>	42.884	25.488	32.354	35.441	199.6	
2	<b>2'17.462</b>	43.697	25.633	32.550	35.582	197.4	5	2'25.564 P	42.809	25.478	32.374	44.903	202.2	
3	<b>2'15.872</b>	42.911	25.287	32.363	35.311	200.3	6	5'09.487	43.023	25.665	32.415	35.618		
4	2'14.875 *	42.520	25.157	32.030	35.168 *	200.0	7	<b>2'15.766</b>	42.953	25.368	32.078	35.367	200.0	
5	2'22.389 P	42.320	25.614	32.272	42.183	199.6	8	<b>2'14.825</b>	42.563	25.293	31.856	35.113	201.1	
6	4'30.506	46.144	25.313	31.957	35.126		9	<b>2'15.431</b>	42.602	25.197	32.055	35.577	201.1	
7	<b>2'15.127</b>	42.541	24.838	32.018	35.730	201.1	10	<b>2'14.653</b>	42.427	25.161	31.923	35.142	201.8	
8	<b>2'14.375</b>	42.836	24.846	31.747	34.946	203.0								
9	<b>2'14.149</b>	42.564	24.873	31.754	34.958	200.7								
10	<b>2'14.027</b>	42.113	24.824	31.973	35.117	200.3								
<b>2nd</b>	<b>14</b>	<b>Danny HINKELMANN</b> Hinkelmann DH 14 Raci GER						<b>5th</b>	<b>10</b>	<b>Louis WOLFF</b> Kiefer Racing GER				
		Runs=2	Total laps=10	Full laps=7	Valid laps=5				Runs=1	Total laps=11	Full laps=10	Valid laps=9		
1	2'53.257	47.397	27.471	34.089	38.056		1	3'00.993	46.559	27.375	34.340	37.367		
2	<b>2'22.436</b>	44.767	28.033	32.878	36.758	193.2	2	<b>2'19.982</b>	43.937	26.272	33.545	36.228	199.2	
3	2'19.003 *	44.449 *	26.198 *	32.782	35.574	184.6	3	2'18.051 *	43.469	26.075 *	32.649	35.858	198.5	
4	<b>2'15.495</b>	42.484	25.348	32.096	35.567	198.8	4	<b>2'16.943</b>	42.974	25.864	32.480	35.625	199.6	
5	2'16.339 *	42.502	25.438	31.990	36.409 *	203.7	5	<b>2'17.344</b>	43.445	25.735	32.465	35.699	195.6	
6	<b>2'15.229</b>	42.641	25.285	31.920	35.383	201.4	6	<b>2'16.194</b>	42.992	25.453	32.164	35.585	197.8	
7	2'27.012 P	46.445	25.288	31.919	43.360	199.6	7	<b>2'15.463</b>	42.700	25.313	31.975	35.475	197.8	
8	4'16.752 *	42.423	25.155	31.811	35.397 *		8	<b>2'15.806</b>	42.922	25.345	31.958	35.581	197.0	
9	<b>2'14.534</b>	42.520	25.157	31.659	35.198	203.0	9	<b>2'15.449</b>	42.723	25.346	31.910	35.470	197.4	
10	<b>2'15.421</b>	42.515	25.435	32.137	35.334	202.6	10	<b>2'14.907</b>	42.579	25.171	31.868	35.289	198.5	
							11	<b>2'18.538</b>	43.335	25.835	32.910	36.458	197.8	
<b>3rd</b>	<b>7</b>	<b>Roman DURDIS</b> FS12 Racing Team CZE						<b>6th</b>	<b>95</b>	<b>Jaylen KORPORAAL</b> Jaylen Korporaal Racing NED				
		Runs=2	Total laps=11	Full laps=8	Valid laps=8				Runs=1	Total laps=11	Full laps=10	Valid laps=9		
1	2'45.134	45.984	26.637	33.339	36.923		1	2'54.342	45.910	27.401	33.918	37.063		
2	<b>2'17.576</b>	43.383	25.827	32.390	35.976	198.8	2	<b>2'19.581</b>	44.295	26.113	32.644	36.529	201.1	
3	<b>2'16.098</b>	42.900	25.553	32.083	35.562	199.6	3	2'17.886 *	43.300	26.100 *	32.493	35.993	198.5	
4	<b>2'15.410</b>	42.748	25.348	31.986	35.328	200.3	4	<b>2'17.529</b>	43.435	25.927	32.514	35.653	201.4	
5	<b>2'17.193</b>	42.484	25.652	32.886	36.171	199.6	5	<b>2'16.772</b>	43.206	25.786	32.096	35.684	203.7	
6	2'26.801 P	42.632	25.396	32.057	46.716	203.0	6	<b>2'15.804</b>	43.294	25.373	31.939	35.198	198.5	
7	2'51.044	42.269	25.586	32.236	35.525		7	<b>2'15.397</b>	42.477	25.574	32.008	35.338	206.5	
8	<b>2'15.723</b>	42.862	25.261	32.031	35.569	199.6	8	<b>2'15.736</b>	42.956	25.536	31.841	35.403	202.6	
9	<b>2'15.197</b>	42.859	25.305	31.784	35.249	199.6	9	<b>2'15.436</b>	42.760	25.313	32.009	35.354	203.7	
10	<b>2'14.609</b>	42.729	25.213	31.734	34.933	200.3	10	<b>2'15.066</b>	42.696	25.228	31.861	35.281	205.3	
11	<b>2'16.317</b>	42.895	25.518	32.184	35.720	204.1	11	<b>2'15.161</b>	42.578	25.265	32.164	35.154	204.5	
<b>4th</b>	<b>11</b>	<b>Robin SIEGERT</b> Kiefer Racing GER						<b>7th</b>	<b>5</b>	<b>Tamas LUKACS</b> HRLF Promotion HUN				
		Runs=2	Total laps=10	Full laps=7	Valid laps=6				Runs=1	Total laps=11	Full laps=10	Valid laps=9		
1	2'56.076	44.897	26.853	33.610	36.741		1	2'59.723	45.697	26.939	33.781	37.344		
							2	<b>2'19.086</b>	43.882	26.146	32.745	36.313	200.0	
							3	2'17.470 *	43.252	25.768 *	32.580	35.870	203.3	

**Fastest Lap:** Anina URLASS GER S SPORTS Racing by JRP Motosport **2'14.027** 42.113 24.824 31.973 35.117

These data/results cannot be reproduced, stored and/or transmitted in whole or in part by any manner of electronic, mechanical, photocopying, recording, broadcasting or otherwise now known or herein after developed without the previous express consent by the copyright owner, except for reproduction in daily press and regular printed publications on sale to the public within 60 days of the event related to those data/results and always provided that copyright symbol appears together as follows below.

© MotoGP Sports Entertainment Group, 2026

## Free Practice Nr. 1

M4N™

Lap	Lap Time	T1	T2	T3	T4	Speed	Lap	Lap Time	T1	T2	T3	T4	Speed
4	<b>2'16.488</b>	42.841	25.631	32.335	35.681	201.4	3	<b>2'17.989</b>	43.045	26.062	32.835	36.047	200.0
5	<b>2'16.240</b>	42.899	25.580	32.235	35.526	202.2	4	<b>2'16.814</b>	42.930	25.683	32.569	35.632	200.3
6	<b>2'16.452</b>	43.068	25.466	32.306	35.612	201.8	5	<b>2'17.954</b>	43.252	26.100	32.402	36.200	196.3
7	<b>2'16.147</b>	43.037	25.364	32.087	35.659	195.2	6	<b>2'17.560</b>	43.128	25.953	32.509	35.970	199.2
8	<b>2'15.895</b>	43.047	25.388	32.000	35.460	198.5	7	<b>2'17.931</b>	43.387	25.881	32.558	36.105	198.5
9	<b>2'15.928</b>	43.184	25.380	31.902	35.462	199.2	8	<b>2'17.378</b>	43.500	25.610	32.370	35.898	196.3
10	<b>2'15.502</b>	42.894	25.238	31.935	35.435	200.7	9	<b>2'16.164</b>	43.075	25.500	32.008	35.581	197.4
11	<b>2'15.398</b>	42.779	25.314	31.935	35.370	200.0	10	<b>2'18.667</b>	43.383	26.617	32.854	35.813	203.3
							11	2'16.371 *	42.675 *	25.456	31.977	36.263	200.0

8th	17	Thias WENZEL	Team NSA	GER		
Runs=1	Total laps=11	Full laps=10	Valid laps=7			
1	2'58.231	48.689	28.194	34.481	38.294	
2	<b>2'19.043</b>	44.091	26.307	32.692	35.953	197.0
3	2'16.754 *	42.952	25.823 *	32.277	35.702	198.1
4	<b>2'16.253</b>	42.751	25.504	32.206	35.792	198.5
5	<b>2'16.408</b>	42.581	25.634	32.137	36.056	198.8
6	<b>2'38.441</b>	42.927	25.406	53.452	36.656	197.4
7	<b>2'16.677</b>	43.156	25.489	32.378	35.654	195.2
8	2'16.263 *	42.664	25.174	32.392 *	36.033	195.2
9	<b>2'16.491</b>	43.159	25.499	32.231	35.602	198.1
10	<b>2'15.504</b>	42.732	25.157	32.136	35.479	195.6
11	2'15.136 *	42.687	25.022	32.066	35.361 *	197.0

9th	2	Viktor CECH	ZC RACING s.r.o.	CZE		
Runs=2	Total laps=11	Full laps=8	Valid laps=7			
1	2'40.396	44.559	27.109	32.939	36.399	
2	<b>2'19.969</b>	45.372	26.251	32.546	35.800	197.0
3	<b>2'16.385</b>	43.015	25.559	32.091	35.720	197.8
4	<b>2'16.176</b>	42.814	25.483	31.948	35.931	197.0
5	2'27.244 P	45.822	26.024	32.849	42.549	196.0
6	2'55.339	43.243	26.746	32.985	36.702	
7	<b>2'17.754</b>	43.561	25.767	32.340	36.086	197.8
8	<b>2'16.746</b>	42.926	25.466	32.232	36.122	198.8
9	2'16.925 *	42.978	25.374	32.078 *	36.495	197.8
10	<b>2'22.336</b>	45.007	26.729	34.319	36.281	192.8
11	<b>2'15.517</b>	42.698	25.347	31.991	35.481	198.8

10th	96	Swan EMPRIN	SWAN96	FRA		
Runs=1	Total laps=11	Full laps=10	Valid laps=10			
1	2'40.588	45.364	27.050	33.324	37.040	
2	<b>2'19.935</b>	44.212	26.465	32.928	36.330	197.4
3	<b>2'17.093</b>	43.200	25.688	32.383	35.822	197.8
4	<b>2'16.686</b>	43.002	25.571	32.374	35.739	196.3
5	<b>2'16.596</b>	42.647	25.612	32.306	36.031	201.8
6	<b>2'17.578</b>	43.481	25.856	32.134	36.107	197.0
7	<b>2'16.368</b>	43.077	25.455	32.141	35.695	195.6
8	<b>2'15.960</b>	42.834	25.452	32.058	35.616	196.7
9	<b>2'15.875</b>	42.874	25.392	31.932	35.677	197.4
10	<b>2'15.521</b>	42.797	25.196	31.954	35.574	196.3
11	<b>2'15.545</b>	42.757	25.254	31.919	35.615	197.0

11th	24	Smilla GÖTTLICH	Team Freudenberg - P	GER		
Runs=1	Total laps=11	Full laps=10	Valid laps=9			
1	2'40.975	45.453	27.675	34.356	37.027	
2	<b>2'19.947</b>	44.038	26.497	32.997	36.415	200.0

12th	58	Zenno BULTÉ	Zenno58	BEL		
Runs=1	Total laps=11	Full laps=10	Valid laps=10			
1	2'41.906	45.317	27.291	33.885	37.057	
2	<b>2'19.159</b>	43.512	26.400	32.963	36.284	195.2
3	<b>2'17.900</b>	43.069	26.070	32.826	35.935	201.8
4	<b>2'16.800</b>	42.692	25.687	32.427	35.994	203.3
5	<b>2'16.313</b>	42.583	25.781	32.269	35.680	199.6
6	<b>2'17.427</b>	43.021	25.643	32.331	36.432	201.1
7	<b>2'17.500</b>	43.333	25.697	32.574	35.896	196.0
8	<b>2'19.553</b>	45.892	25.637	32.421	35.603	196.0
9	<b>2'22.601</b>	44.142	28.536	32.696	37.227	198.1
10	<b>2'17.435</b>	43.100	25.780	32.661	35.894	199.6
11	<b>2'16.730</b>	43.059	25.680	32.203	35.788	196.7

13th	72	Junior DESCHOUWER	Junior Black Knights	BEL		
Runs=2	Total laps=10	Full laps=7	Valid laps=7			
1	3'34.243	47.067	27.701	34.456	37.663	
2	<b>2'21.525</b>	44.874	26.526	33.283	36.842	198.1
3	<b>2'19.978</b>	44.204	26.234	33.040	36.500	199.2
4	2'34.043 P	44.551	26.447	33.824	49.221	198.5
5	3'19.725	42.951	25.708	32.771	36.814	
6	<b>2'17.851</b>	43.710	25.741	32.463	35.937	197.8
7	<b>2'17.280</b>	43.144	25.600	32.670	35.866	199.2
8	<b>2'16.734</b>	43.342	25.259	32.048	36.085	200.0
9	<b>2'17.646</b>	43.388	25.486	32.509	36.263	199.6
10	<b>2'17.370</b>	43.318	25.635	32.665	35.752	201.1

14th	93	Jason RUDOLPH	Racingteam Rudolph	GER		
Runs=2	Total laps=10	Full laps=7	Valid laps=5			
1	2'56.435	47.295	26.894	33.951	37.452	
2	2'19.350 *	44.174	25.975	32.608	36.593 *	197.4
3	2'18.893 *	43.922	25.902 *	32.869	36.200	197.8
4	<b>2'17.565</b>	43.386	25.556	32.535	36.088	196.7
5	<b>2'17.260</b>	43.634	25.613	32.241	35.772	196.3
6	<b>2'16.771</b>	43.311	25.417	32.320	35.723	198.5
7	2'26.324 P	43.890	25.896	34.125	42.413	195.2
8	3'32.452	44.237	25.887	32.874	36.324	
9	<b>2'17.879</b>	43.791	25.615	32.440	36.033	194.2
10	<b>2'17.321</b>	43.296	25.508	32.571	35.946	194.9

15th	88	Ruben NIJLAND	RNLF Racing team	NED		
Runs=3	Total laps=8	Full laps=3	Valid laps=3			
1	6'16.108	43.918	26.957	33.314	37.440	
2	<b>2'18.696</b>	43.481	25.979	32.830	36.406	194.9
3	<b>2'17.120</b>	42.984	25.778	32.336	36.022	196.7

**Fastest Lap:** Anina URLASS GER S SPORTS Racing by JRP Motosport **2'14.027** 42.113 24.824 31.973 35.117

These data/results cannot be reproduced, stored and/or transmitted in whole or in part by any manner of electronic, mechanical, photocopying, recording, broadcasting or otherwise now known or herein after developed without the previous express consent by the copyright owner, except for reproduction in daily press and regular printed publications on sale to the public within 60 days of the event related to those data/results and always provided that copyright symbol appears together as follows below.

© MotoGP Sports Entertainment Group, 2026

## Free Practice Nr. 1

M4N™

Lap	Lap Time	T1	T2	T3	T4	Speed	Lap	Lap Time	T1	T2	T3	T4	Speed		
4	2'32.845	P	43.015	26.082	34.646	49.102	193.8	1	3'15.160	47.239	26.946	33.601	37.375		
5	4'32.844		43.851	26.517	32.950	36.678		2	<b>2'20.245</b>	44.209	26.333	33.103	36.600	194.9	
6	2'31.635	P	43.347	26.046	34.209	48.033	192.8	3	<b>2'19.234</b>	43.603	25.890	33.215	36.526	193.8	
7	3'18.414		42.489	25.659	32.526	36.198		4	<b>2'19.135</b>	44.069	25.930	32.976	36.160	194.2	
8	<b>2'16.869</b>		42.813	25.475	32.333	36.248	194.5	5	<b>2'18.495</b>	43.648	25.890	32.831	36.126	193.8	
<b>16th 79 Adam VYSKOCIL</b> AV79 racing team CZE							<b>21st 41 Douwe DOUMA</b> Douma Racing NED								
Runs=3 Total laps=10 Full laps=6 Valid laps=6							Runs=1 Total laps=11 Full laps=10 Valid laps=8								
1	2'51.908	P	47.337	27.460	34.280	50.684		1	2'58.041	46.957	27.576	34.132	37.932		
2	3'10.109		44.515	26.800	33.405	36.474		2	2'20.493	*	44.508	26.556	33.020	36.409	* 198.5
3	<b>2'19.626</b>		43.969	26.145	33.196	36.316	196.7	3	2'19.349	*	43.783	26.542	32.819	36.205	199.2
4	<b>2'19.123</b>		43.873	26.165	32.895	36.190	196.0	4	<b>2'20.664</b>		43.790	26.448	32.758	37.668	202.2
5	<b>2'19.019</b>		43.920	26.037	32.854	36.208	196.0	5	<b>2'20.198</b>		43.858	26.476	33.053	36.811	199.2
6	2'35.193	P	45.568	26.992	33.945	48.688	195.6	6	<b>2'19.821</b>		43.935	26.208	33.024	36.654	200.0
7	3'10.373		43.383	26.065	33.005	36.237		7	<b>2'18.755</b>		43.788	26.108	32.697	36.162	197.8
8	<b>2'17.030</b>		43.195	25.645	32.291	35.899	198.8	8	<b>2'19.784</b>		43.948	26.226	33.091	36.519	198.1
9	<b>2'17.124</b>		43.341	25.604	32.314	35.865	199.2	9	<b>2'19.567</b>		44.257	25.992	32.719	36.599	196.7
10	<b>2'17.204</b>		43.257	25.822	32.500	35.625	199.6	10	<b>2'18.674</b>		43.771	26.012	32.602	36.289	198.5
<b>17th 6 Anton Rishede EILERSE</b> ARE Racing DEN							<b>22nd 54 Miro MASSON</b> Junior Black Knights BEL								
Runs=1 Total laps=11 Full laps=10 Valid laps=10							Runs=2 Total laps=10 Full laps=7 Valid laps=7								
1	2'36.337		45.919	26.845	33.631	36.948		1	3'07.127	46.433	27.849	34.945	38.602		
2	<b>2'19.644</b>		44.103	26.185	33.012	36.344	194.9	2	<b>2'25.415</b>	45.772	27.248	34.271	38.124	196.7	
3	<b>2'18.613</b>		43.787	25.971	32.774	36.081	194.2	3	<b>2'23.252</b>	45.068	26.846	34.052	37.286	196.7	
4	<b>2'18.459</b>		43.634	25.844	32.861	36.120	194.5	4	<b>2'22.157</b>	44.225	27.204	33.769	36.959	196.7	
5	<b>2'18.006</b>		43.337	25.893	32.557	36.219	198.8	5	<b>2'21.613</b>	44.471	26.703	33.355	37.084	197.0	
6	<b>2'18.285</b>		43.243	26.143	32.442	36.457	199.2	6	<b>2'20.603</b>	44.234	26.410	33.250	36.709	196.3	
7	<b>2'17.934</b>		43.627	25.834	32.502	35.971	195.6	7	2'34.802	P	44.042	26.437	32.966	51.357	197.8
8	<b>2'18.011</b>		43.387	25.714	32.796	36.114	197.0	8	3'24.999		43.145	26.355	32.963	36.389	
9	<b>2'17.208</b>		43.412	25.694	32.262	35.840	196.3	9	<b>2'18.965</b>		43.699	26.074	32.743	36.449	198.5
10	<b>2'17.069</b>		43.010	25.650	32.564	35.845	201.4	10	<b>2'18.638</b>		43.585	25.958	32.793	36.302	197.4
11	<b>2'17.875</b>		43.410	25.774	32.658	36.033	198.5	<b>18th 4 Casper PENNINGS</b> MASS SPORTS Racing b NED							
Runs=1 Total laps=2 Full laps=1 Valid laps=1							Runs=1 Total laps=2 Full laps=1 Valid laps=1								
1	2'49.383		45.625	26.882	33.298	36.705		1	2'49.383		45.625	26.882	33.298	36.705	
2	<b>2'17.421</b>		43.579	25.679	32.289	35.874	201.1	2	<b>2'17.421</b>		43.579	25.679	32.289	35.874	201.1
unfinished 43.091							unfinished 200.3								
<b>19th 33 Levi FLIER</b> RN LF Racing team NED							<b>20th 78 Tudor DEDEA</b> Tudor Racing GER								
Runs=1 Total laps=11 Full laps=10 Valid laps=8							Runs=2 Total laps=10 Full laps=7 Valid laps=7								
1	3'01.155		45.024	26.889	33.941	37.819		1	3'01.155		45.024	26.889	33.941	37.819	
2	2'20.346	*	43.916	26.442	33.289	36.699	202.2	2	2'20.346	*	43.916	26.442	33.289	36.699	202.2
3	2'19.183	*	43.690	25.998	33.047	36.448	201.4	3	2'19.183	*	43.690	25.998	33.047	36.448	201.4
4	<b>2'18.802</b>		43.323	25.855	33.142	36.482	200.0	4	<b>2'18.802</b>		43.323	25.855	33.142	36.482	200.0
5	<b>2'19.034</b>		43.570	25.990	32.965	36.509	199.6	5	<b>2'19.034</b>		43.570	25.990	32.965	36.509	199.6
6	<b>2'19.006</b>		43.683	25.871	32.990	36.462	198.5	6	<b>2'19.006</b>		43.683	25.871	32.990	36.462	198.5
7	<b>2'18.948</b>		43.622	25.923	32.919	36.484	196.7	7	<b>2'18.948</b>		43.622	25.923	32.919	36.484	196.7
8	<b>2'22.095</b>		45.464	26.375	33.454	36.802	197.4	8	<b>2'22.095</b>		45.464	26.375	33.454	36.802	197.4
9	<b>2'17.856</b>		43.251	25.748	32.596	36.261	200.7	9	<b>2'17.856</b>		43.251	25.748	32.596	36.261	200.7
10	<b>2'18.086</b>		43.414	25.661	32.715	36.296	198.8	10	<b>2'18.086</b>		43.414	25.661	32.715	36.296	198.8
11	<b>2'17.860</b>		43.545	25.664	32.490	36.161	197.8	11	<b>2'17.860</b>		43.545	25.664	32.490	36.161	197.8

**Fastest Lap:** Anina URLASS GER S SPORTS Racing by JRP Motosport **2'14.027** 42.113 24.824 31.973 35.117

These data/results cannot be reproduced, stored and/or transmitted in whole or in part by any manner of electronic, mechanical, photocopying, recording, broadcasting or otherwise now known or herein after developed without the previous express consent by the copyright owner, except for reproduction in daily press and regular printed publications on sale to the public within 60 days of the event related to those data/results and always provided that copyright symbol appears together as follows below.

© MotoGP Sports Entertainment Group, 2026